



**HTP HIGH TECH PRODUCTS S.R.L.**  
**YOUR CONNECTIVITY PARTNER**



**NORSTAT INC.**



H.T.P. s.r.l. is a dynamic company, established in 2003, operating in pneumatics, hydraulics and industrial automation.

H.T.P. s.r.l. produces a wide range of EN175301-803 connectors (former DIN 43650 connectors) for solenoid valve, as well as M8, M12, M23, 7/8" circular connectors, D-SUB connectors, passive distribution boxes and lately also LED industrial lights.

Thanks to its unique flexibility H.T.P. s.r.l. is able to follow constantly the evolution of the market by developing new key products such as energy-saving connectors, structured cabling solutions and splitters allowing the end customer to save time in terms of wiring and to produce the machines more quickly thus being more competitive than its competitors.

H.T.P. s.r.l. builds custom connectors (even personalized with customer's logo) through innovative, unique, effective and cost-saving technical solutions.

Quality, reliability and flexibility make H.T.P. s.r.l. a partner you can trust and rely on.

H.T.P. s.r.l. has been for many years the leader in the following markets: Pneumatics, hydraulics and producers of pressure switches.

Over the years H.T.P. s.r.l. has sold its products in more than 60 countries worldwide in all continents and to first class customers.

The key philosophy of the company is to focus on skills and expertise of custom manufacturing to enhance competitiveness.

Thanks to consolidated expertise, custom connectors are the best solution for non-standard requirements: the design is shared with the client and responds best to specific requests.

The main commercial advantages that H.T.P. s.r.l. can offer are the following: Excellent service and high quality of all products.

Competitive prices in the international market in relation to the entire range of products.

Those who turn to H.T.P. s.r.l. instead of buying cable and products to be assembled receive connectors already assembled with cables, lengths and sizes meeting the required specifications.

To provide all these services H.T.P. s.r.l. employs staff capable of understanding the particular needs of each customer in order to deliver the specific required product in a short time.

Today H.T.P. s.r.l. is the protagonist in the market with head office in Brembate di Sopra (BG), Italy, where it has more than eight million pieces in stock.

H.T.P. s.r.l. also has branches in Rockaway, New Jersey, USA, and in Osaka, Japan, all with related sales offices and warehouses.

All this allows just-in-time deliveries and Kanban guaranteeing the confirmed lead time without risk of lines stop for customers.

H.T.P. productions are located in China and in Italy.

The organization of the production, certified in accordance with ISO 9001, is done according to criteria that enable the achievement of a standard of quality of the highest level.

Quality control of every single finished product is performed twice, in order to guarantee our customers absolute quality.

Since H.T.P. s.r.l. also has a Department for the production of moulds, it has the ability to offer its customers: flexibility, competence and quality also in the development of custom products in a very short time.

The various locations are a team capable to absorb and respond to requests from the world of industrial production more and more in real time.

To have a better idea of our range of products, please visit our web site at [www.webhtp.eu](http://www.webhtp.eu) and contact our sales department at +39-035-692509 or send an email to: [info@webhtp.eu](mailto:info@webhtp.eu).

CERTIFICATO  
 CERTIFICADO  
 CERTIFIKAT  
 認證證書  
 CERTIFICATE  
 CERTIFIKAT



## CERTIFICATO

Nr. 50 100 10684 Rev.005

SI ATTESTA CHE / THIS IS TO CERTIFY THAT

IL SISTEMA DI GESTIONE PER LA QUALITÀ DI  
THE QUALITY MANAGEMENT SYSTEM OF



SEDE LEGALE:  
REGISTERED OFFICE:

VIA GIACOMO QUARENghi 11  
IT - 24122 BERGAMO (BG)

SEDI OPERATIVE: VEDI ALLEGATO 1 / OPERATIONAL SITES: SEE ANNEX 1

E CONFORME AI REQUISITI DELLA NORMA  
HAS BEEN FOUND TO COMPLY WITH THE REQUIREMENTS OF

UNI EN ISO 9001:2015

QUESTO CERTIFICATO È VALIDO PER IL SEGUENTE CAMPO DI APPLICAZIONE  
THIS CERTIFICATE IS VALID FOR THE FOLLOWING SCOPE OF APPLICATION

Progettazione, gestione fabbricazione e commercializzazione di  
connettori, sensori, prolunghes per automazione e lampade LED  
(IAF 19, 29)

Design, manufacturing management and trade of industrial  
connectors, sensor switches, extensions for automation and LED  
lights (IAF 19, 29)

Per l'Organismo di Certificazione  
For the Certification Body  
TUV Italia S.r.l.



SOGGIETTA  
International Accreditation Requirements  
ISO 9001:2015  
Registration of QMS, MS, OHS, Environmental Mgmt.  
Registration Agreement

Validità / Validity  
Dal / From: 2023-10-21  
Al / To: 2026-10-20


Data emissione /  
Issuing Date

Francesco Scarlata  
Division Director Business Assistance  
Business Assurance Division Manager

PRIMA CERTIFICAZIONE / FIRST CERTIFICATION: 2011-10-21

\*LA VALIDITÀ DEL PRESENTE CERTIFICATO È SOTTOPOSTA A SORVEGLIANZA PERIODICA A 12 MESI E AL RISERVA COMPLETO DEL SISTEMA DI GESTIONE SENSIBILE CON FORNITORE TRIMINALE.  
\*THE VALIDITY OF THE PRESENT CERTIFICATE DEPENDS ON THE ANNUAL SURVEILLANCE EVERY 12 MONTHS AND ON THE COMPLETE REVIEW OF COMPANY MANAGEMENT SYSTEM AFTER THREE YEARS.

TUV Italia • Gruppo TÜV SÜD • Viale Fulvio Testi, 300/16 • 20133 Milano • Italia • [www.tuv.com/it](http://www.tuv.com/it)



**WHERE TO FIND US:**



HTP WEBSITE



**CONFORMITY DECLARATIONS AND CERTIFICATES**

**PAG. 8 - 14**

CE , ROHS , REACH conformity declaration, EAC and UL Certificates  
 ATEX Certificates  
 IP (International protection classes) guide  
 Cable installation guide

**VALVE CONNECTORS**

**PAG. 15 - 114**



Field attachable connectors - General features and codification scheme	<b>16</b>
Field attachable connectors - Form A - EN175301-803(DIN43650)	
Field attachable connectors - Form B - Industrial	
Field attachable connectors - Form B - EN175301-803(DIN43650)	
Field attachable connectors - Form C - EN175301-803(DIN43650)	
Field attachable connectors - Form C - Industrial	
Moulded cable connectors - General Features and codification scheme	<b>52</b>
Moulded cable connectors - Form A - EN175301-803(DIN43650)	
Moulded cable connectors - Form B - Industrial	
Moulded cable connectors - Form B - EN175301-803(DIN43650)	
Moulded cable connectors - Form C - EN175301-803(DIN43650)	
Moulded cable connectors - Form C - Industrial	
Bases - General features and codification scheme	<b>72</b>
Bases Form A - EN175301-803(DIN43650)	
Bases Form B - Industrial	
Bases Form C - EN175301-803(DIN43650)	
Bases Form C - Industrial	
Adapters bases for DIN Valve connectors - Form A - EN175301-803(DIN43650)	<b>87</b>
Adapters bases for DIN Valve connectors - Form B - Industrial	
Adapters bases for DIN Valve connectors - Form C - EN175301-803(DIN43650)	
Adapters bases for DIN Valve connectors - Form C - Industrial	
Adapters DIN valve connectors+ M12/M8 - General features and codification scheme	<b>92</b>
Adapters DIN valve connectors - Form A - EN175301-803(DIN43650) + M12/M8 connectors	
Adapters DIN valve connectors - Form B - Industrial + M12/M8 connectors	
Adapters DIN valve connectors - Form B - EN175301-803(DIN43650) + M12/M8 connectors	
Adapters DIN valve connectors - Form C - EN175301-803(DIN43650) + M12/M8 connectors	
Adapters DIN valve connectors - Form C - Industrial + M12/M8 connectors	
Digital timer	<b>109</b>
Circuits codification scheme	<b>110</b>



**M8 CIRCULAR CONNECTORS A-CODED**

**PAG. 115 - 152**

Field attachable connectors - General features and codification scheme	<b>116</b>
Field attachable connectors	
Moulded cable connectors - General features and codification scheme	<b>122</b>
Moulded cable connectors	
Moulded cable connectors SNAP series	
Panel mount connectors - General features and codification scheme	<b>136</b>
Panel mount connectors	



**M9 CIRCULAR CONNECTORS**

**PAG. 153 - 154**

Moulded cable connectors - General features and codification scheme	
---	--



**M12 CIRCULAR CONNECTORS**

**PAG. 155 - 236**

Technical informations	
Field attachable - General features and codification scheme	<b>158</b>
A-coded - Field attachable connectors	
B-coded - Field attachable connectors	
D-coded - Field attachable connectors	
Moulded cable connectors - General features and codification scheme	<b>175</b>
Moulded cable connectors - A-coded	
Moulded cable connectors - B-coded	
Moulded cable connectors - C-coded / Panel mount connectors C-coded	
Moulded cable connectors - D-coded	
Moulded cable connectors - K-coded	
Moulded cable connectors - L-coded	
Moulded cable connectors - S-coded	
Moulded cable connectors - X-coded	
Panel mount - General features and codification scheme	<b>210</b>
Panel mount - A-coded	
Panel mount - B-coded	
Panel mount - D-coded	
Panel mount - K-coded	
Panel mount - L-coded	
Panel mount - S-coded	
Internal cores	<b>232</b>



**7/8 " CIRCULAR CONNECTORS**

**PAG. 237 - 250**

Field attachable connectors - General features and codification scheme	<b>238</b>
Field attachable connectors	
Moulded cable connectors - General features and codification scheme	<b>241</b>
Moulded cable connectors	
Panel mount connectors - General features and codification scheme	<b>244</b>
Panel mount connectors	



**M23 CIRCULAR CONNECTORS**

**PAG. 251 - 260**

Moulded cable connectors / Panel mount connectors - General features and codification scheme	
Moulded cable connectors	
Panel mount connectors	



**DISTRIBUTION BOXES**

**PAG. 261 - 272**

M8 field attachable	<b>262</b>
M8 with moulded cable	
M8 distribution boxes with M12 INPUT connector	
IP67 Smart junction box with integrated PLC	<b>266</b>
M12 field attachable	
M12 with moulded cable	<b>270</b>
M12 distribution boxes with M23 INPUT connector	



**AUTOMOTIVE / METRIPACK CONNECTORS**

**PAG. 273 - 292**

Automotive connectors with moulded cable interchangeable with METRIPACK 150series	<b>274</b>
Automotive connectors interchangeable with DT series with moulded cable / General features and codification scheme	
Automotive connectors interchangeable with DT series with moulded cable	<b>276</b>
Automotive Superseal 1.5mm connectors with moulded cable / General features and codification scheme Automotive	
Superseal 1.5mm connectors with moulded cable	<b>283</b>



**SPECIAL CONNECTORS**

**PAG. 293 - 306**

Valve Splitter connectors - General features and codification scheme	<b>294</b>
M8-M12 Splitter connectors - General features and codification scheme	
Valve in line connectors - General features and codification scheme	<b>296</b>
Valve chain connectors - General features and codification scheme	
M12 Y SPLITTER with moulded cable - General features and codification scheme	<b>298</b>
Customized products	
M8-M12 Y SPLITTER connectors	<b>302</b>
M8-M12 Adapter connectors	
M12 Terminator connectors	



**INDUSTRIAL CONNECTORS**

**PAG. 307 - 314**

IEC 61984 connectors - Field attachable connectors - General features and codification scheme	
IEC 61984 connectors - Field attachable connectors	
EN175000 (interchangeable with MIL-C-5015) - Field attachable connectors	



**INDUSTRIAL LIGHTING**

**PAG. 315 - 320**



**SENSORS (MAGNETIC PROXIMITY SWITCHES)**

**PAG. 321 - 334**



**ACCESSORIES**

**PAG. 335 - 342**

Valve connector gaskets	
Valve connector screws	
Caps	
Clip and adapters for corrugated conduit	
Special exit cable seals / Led for field attachable connectors	



**CABLES LIST**

**PAG. 343 - 349**

• **CE CONFORMITY DECLARATION**

ACCORDING TO EN 60730-1 \ EN 60529

HTP HIGH TECH PRODUCTS S.R.L. DECLARES THAT ITS PRODUCTS ARE IN CONFORMITY WITH SAFETY REQUIREMENTS OF DIRECTIVES 2014/35/EU (ex 2006/95/CE, 73/23/CEE ), EMC 2014/30/EU (ex 93/68, 2004/108/EC ) AND VDE 110 TECHNICAL NORMS.

• **ROHS DECLARATION**



HTP HIGH TECH PRODUCTS S.R.L. DECLARES THAT ITS PRODUCTS COMPLY WITH THE EUROPEAN STANDARD 2011/65/UE (ex 2002/95/CE) ROHS (RESTRICTION OF HAZARDOUS SUBSTANCES) AND WITH WEEE REQUIREMENTS.

• **REACH DECLARATION**



HTP HIGH TECH PRODUCTS S.R.L. DECLARES THAT IT HAS FULLY COMPLIED WITH THE REACH NORMATIVE no. 1907/2006.

HTP HIGH TECH PRODUCTS S.R.L. NEITHER PRODUCES NOR IMPORTS CHEMICAL SUBSTANCES (AS CHEMICAL SUBSTANCES THEMSELVES OR AS COMPONENTS OF CHEMICAL SUBSTANCES); HOWEVER AS A USER OF SUBSTANCES, HTP HIGH TECH PRODUCTS S.R.L. HAS PROMOTED THE KNOWLEDGE OF THE REACH NORMATIVE TO ALL ITS SUPPLIERS WITH REGARD TO THE RAW MATERIALS BEING USED IN THE PROCESS AND HAS ENSURED THAT ALL ITS SUPPLIERS HAVE CONFORMED TO THE REACH NORMATIVE AND TO THE PRE-REGISTRATION IF REQUESTED.

ON THE BASIS OF THE INFORMATION RECEIVED FROM OUR SUPPLIERS, WE ALSO INFORM THAT THE PRODUCTS SUPPLIED BY HTP HIGH TECH PRODUCTS S.R.L. DO NOT CONTAIN ANY HIGHLY DANGEROUS SUBSTANCES INCLUDED IN THE CANDIDATE LIST (PUBLISHED BY THE AGENCY AND UPDATED) ABOVE THE LIMITS DEFINED IN THE REACH NORMATIVE.

• **EAC EAC CERTIFICATE**

CERTIFICATE OF COMPLIANCE

Certificate n° RU C-CN.HB27.B.00415/20  
RU Series: 0243802

INDUSTRIAL ELECTRICAL CONNECTORS, PLUG CONNECTORS SERIES:

G1;G1C;G1F;G4;M1;M2;P1;P2;BG0;BG1;BG4;BG5;BG7;BG8;BG10;BG16;BG33;BG42;BGR;BM1;BP1;BP2;BP3;AM;AG; AP;G1B;BG1;BG1B;BGB;08;12;78;P3;P4;BP3;BP4;15;CG1;CBG1;CG5;CGB;CBGB;CM1;CM2;CM1B;CP1;CP2;CP2C;09; 23;HDC;CG1;CM1;CM2;CP1;CP2;A;B;C;D;CG1E;CM1E;CM2E;A;C

Standard(s) for safety:

All above connectors and plugs meet safety requirements TP TC 004/2011 for low voltage equipment.

• **UL CERTIFICATES**



**DIN VALVE CONNECTORS FIELD ATTACHABLE & BASES**

CERTIFICATE OF COMPLIANCE

Certificate n° E333724

COMPONENT-CONNECTORS FOR USE DATA, SIGNAL, CONTROL AND POWER APPLICATIONS

USR, CNR Component Connector, Series G1, G2, G1F and header BG.

Component Connector, Series Cat. Nos. P1 and P2 and header Series Cat. Nos. BP1 and BP2.

USR, CNR Component Connector, Series M1 & M2 and header BM.

Standard(s) for safety:

Component connectors for use in data, signal, control and power applications, UL 1977 and CAN/CSA C22.2 No.182.3-M1987



**M8 CIRCULAR CONNECTORS WITH MOULDED CABLE**

CERTIFICATE OF COMPLIANCE

Certificate n° E464987

CABLE ASSEMBLIES AND FITTINGS FOR INDUSTRIAL CONTROL AND SIGNAL DISTRIBUTION

Female and male cable fittings (one-side molded-on models) Cat. Nos.

08FA, 08FD, 08MA, 08MD, 08FJ, 08FV, 08MJ, 08MV.


Extension cable Assembly, series M8, Cat. Nos. 08FA, 08FD, 08MA, 08MD, 08FJ, 08FV, 08MJ, 08MV.

Standard(s) for safety:

UL 2238 standard for cable assemblies and fittings for industrial control and signal distribution  
CSA C22.2 No.182.3-M1987 special use attachment plugs, receptacles and connectors.

## CONFORMITY

CE , ROHS , REACH conformity declaration,  
EAC and UL Certificates



### **M12 CIRCULAR CONNECTORS WITH MOULDED CABLE**

#### **CERTIFICATE OF COMPLIANCE**

Certificate n° E464987

CABLE ASSEMBLIES AND FITTINGS FOR INDUSTRIAL CONTROL AND SIGNAL DISTRIBUTION

Female and Male Cable Fittings, Series M12, Cat. Nos. :

12FA	B-12FA	D-12FA	S-12FA
12FD	B-12FD	D-12FD	S-12FD
12MA	B-12MA	D-12MA	S-12MA
12MD	B-12MD	D-12MD	S-12MD
12FJ	B-12FJ	D-12FJ	S-12FJ
12MJ	B-12MJ	D-12MJ	S-12MJ
12FV	B-12FV	D-12FV	S-12FV
12MV	B-12MV	D-12MV	S-12MV


Extension cable Assembly, Series M12, Cat. Nos. 12 or B-12 or D-12 or S-12.

Series M12, panel connectors, Female, Cat. Nos. S-12FP, S-12FR.

Standard(s) for safety:

UL 2238 standard for cable assemblies and fittings for industrial control and signal distribution

CSA C22.2 No.182.3-M1987 special use attachment plugs, receptacles and connectors.



### **VALVE CONNECTORS EN175301-803 (form A), WITHOUT ELECTRONIC, WITH MOULDED CABLE**

#### **CERTIFICATE OF COMPLIANCE**

Certificate n° E464987

CABLE ASSEMBLIES AND FITTINGS FOR INDUSTRIAL CONTROL AND SIGNAL DISTRIBUTION

Valve Connectors, Series CG DIN-A EN175301-803 form A, without electronic.

Cable Fittings (Female connectors only)

Cat. Nos. CG1N02000, CG1N03000 and CG5N02000, CG5N03000.

Cat. Nos. CG6N02000, CG6N03000.

Standard(s) for safety:

UL 2238, Cable Assemblies and Fittings for Industrial control and Signal Distribution

CSA C22.2 No 182.3, special use attachment plugs, receptacles, and connectors.

## ATEX CERTIFICATES

The electrical, electronic and mechanical equipment present in not dangerous places are safe if they are CE-labelled, that means that the manufacturers ensure the observance of the requirements established by EU applicable regulations and standards.

Increasingly, electrical and electronic equipment is being used in potentially hazardous environments to automate or control certain production processes.

However, the use of such equipment in close proximity to flammable or combustible gases or materials increases the risk of fire or explosion, as the normal operation of electrical and electronic equipment often involves actions or reactions that are a potential ignition of risk.

These potentially hazardous environments, also known as "Ex areas" (short for explosive areas), are found in a range of industries, including oil and gas refineries and distribution facilities, chemical processing plants, grain and agricultural handling, processing and storage facilities, underground mines, and even hospital operating environments.

In the European Union (EU) the equipment present in potentially dangerous places must comply with the conditions established by EU Directive 2014/34/EU, also known as ATEX Directive (ATEX comes from French "ATmosphere Explosible").

The Regulation applies to all electrical and non-electrical products that are used in dangerous places, including equipment, protection systems, components and safety devices.

Like all "New Approach" Directives, the ATEX Legislation lays down the application of standards that assess the technical compliance of products.

The tests of conformity are usually proved by the supplier with a declaration that is based on a technical evaluation.

In addition, manufacturers of electrical equipment of Category 1 and Category 2 have to get a certification issued by an EU Notified Body.

Moreover, the conformity with the essential requirements established by ATEX Directive ensure not to run into additional risks or undermine the security of the working environment.







The need of the producers to satisfy specific safety requirements of their products expand the market opportunities and allow to meet the customers' requests.





### CONNECTOR'S TYPE

- DIN VALVE CONNECTORS FIELD ATTACHABLE
- M12 CIRCULAR CONNECTORS FIELD ATTACHABLE
- M8 CIRCULAR CONNECTORS FIELD ATTACHABLE



### ATEX MARKING

-   II 2G Ex eb IIC T5 Gb ; II 2D Ex tb IIC T100°C Db IP65/67
-   II 2G Ex eb IIC T5 Gb ; II 2D Ex tb IIC T100°C Db IP65/67
-   II 2G Ex eb IIC T5 Gb IP55/57



### DIN VALVE CONNECTORS FIELD ATTACHABLE:

		II	2G 2D	Ex	eb tb	IIC IIIC	T5 T100°C	Gb Db	IP65/67
1	2	3	4	5	6	7	8	9	10

### M12 CIRCULAR CONNECTORS FIELD ATTACHABLE:

		II	2G 2D	Ex	eb tb	IIC IIIC	T5 T100°C	Gb Db	IP65/67
1	2	3	4	5	6	7	8	9	10

### M8 CIRCULAR CONNECTORS FIELD ATTACHABLE:

		II	2G	Ex	eb	IIC	T5	Gb	IP55/57
1	2	3	4	5	6	7	8	9	10

**GUIDE TO THE ATEX WORLD:**

<b>1</b> ID 1	<b>2</b> ID 2	<b>3</b> Group Equipment	<b>4</b> Equipment Category
---------------	---------------	--------------------------	-----------------------------

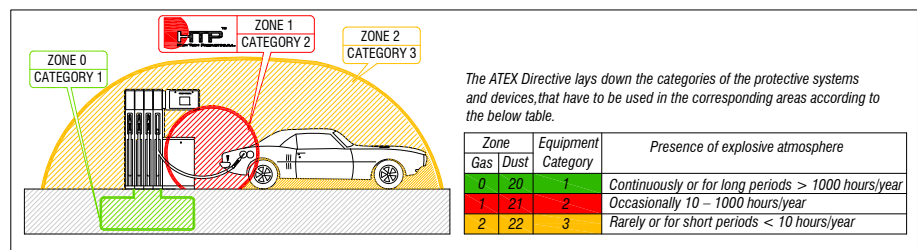
**CE** CE Marking  
0948 : Notified body.

**Ex** ATEX Marking.

**II** = used in all other EX environments.

**2G** = equipment suitable for areas where, during normal activities, explosive atmospheres due to gas, vapors or mists (zone 1) may occur; suitable to be installed in zone 1.  
**2D** = equipment suitable for areas where, during normal activities, explosive atmospheres due to a mixture of air and flammable dusts (zone 21) and that has inside a bonded device that will be connected to a category 1 equipment; suitable to be installed in zone 21.

Equipment Category	Gas zone (G)	Dust zone(D)
2	1	21



The ATEX Directive lays down the categories of the protective systems and devices, that have to be used in the corresponding areas according to the below table.

Zone Gas	Dust	Equipment Category	Presence of explosive atmosphere
0	20	1	Continuously or for long periods > 1000 hours/year
1	21	2	Occasionally 10 – 1000 hours/year
2	22	3	Rarely or for short periods < 10 hours/year

<b>5</b> Equipment	<b>6</b> Type of initiation protection	<b>7</b> Explosion Group
--------------------	--	--------------------------

**Ex**= explosion-proof equipment.  
**eb** = "eb" increased safety equipment.  
**tb** = equipment with an enclosure that prevents dust ingress and with devices to limit surface temperatures; protection level "b".

**IIC** = equipment not addressed to underground work in mines or their surface plants which could exposed to risk of explosive atmospheres - subgroup of C gas; suitable to be installed in presence of any gas (subgroups A, B and C).  
**IIIC** = equipment not addressed to underground work in mines or their surface plants which could exposed to risk of explosive atmospheres - subgroup of C dusts; suitable to be installed in presence of any dust (subgroups A, B and C).

<b>8</b> Definition of temperatures generated by equipment	<b>9</b> Equipment protection level	<b>10</b> Protection class
--	-------------------------------------	----------------------------

**T5** = equipment that can reach, but not exceed 100°C of absolute temperature.  
**T...°C** = equipment that can reach, but not exceed in surface ...°C of absolute temperature.


**Gb** = equivalent to 2G category.  
**Db** = equivalent to 2D category.


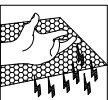
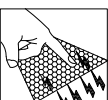




IP protection type.



• **INTERNATIONAL PROTECTION CLASSES according to EN 60529 (IEC 529 / VDE 047T1)**

FIRST INDEX PICTURE  
PROTECTION CLASS-PROTECTION AGAINST SOLID FOREIGN  
OBJECTS PENETRATING THE PRODUCT.



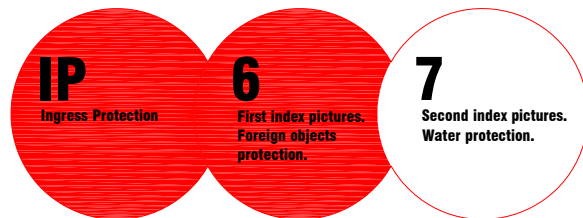
Index	Degree of protection	Definition
<b>0</b>	 No protection against accidental contact, no protection against solid foreign bodies.	
<b>1</b>	 Protection against contact with any large area by hand and against solid foreign bodies with $\varnothing > 50\text{mm}$ .	The sample object, a ball of 50mm diameter, must not penetrate the enclosure completely.
<b>2</b>	 Protection against contact with the fingers, protection against solid foreign bodies with $\varnothing > 12\text{mm}$ .	The sample object, a ball of 12.5mm diameter, must not penetrate the enclosure completely.
<b>3</b>	 Protection against tools, wires or similar objects with $\varnothing > 2.5\text{mm}$ , protection against solid foreign bodies with $\varnothing > 2.5\text{mm}$ .	The sample object, a ball of 2.5mm diameter, must not penetrate the enclosure at all.
<b>4</b>	 Just like 3 except for the size difference of $\varnothing 1\text{mm}$ .	The sample object, a ball of 1mm diameter, must not penetrate the enclosure at all.
<b>5</b>	 Full protection against contacts, protection against interior injurious dust deposits.	Ingress of dust is not prevented completely but dust may only enter to such extent that the amount of dust does not interfere with normal operation or compromise safety.
<b>6</b>	 Total protection against contact, protection against penetration of dust.	Ingress of dust is not prevented completely.


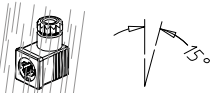
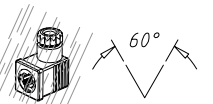
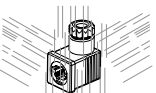





# CONFORMITY

## IP (International protection classes) guide

- INTERNATIONAL PROTECTION CLASSES according to EN 60529 (IEC 529 / VDE 047T1)**

SECOND INDEX PICTURE.  
PROTECTION CLASS-PROTECTION AGAINST INGRESS OF  
WATER WITH ADVERSE EFFECTS.



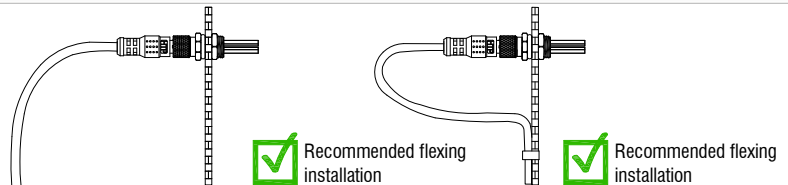
Index	Degree of protection	Definition
<b>0</b>	No protection against water.	
<b>1</b>	 Protection against vertical water drips.	Vertically falling water drops must not have any adverse effects.
<b>2</b>	 Protection against water drips (up to a 15° angle)	Vertically falling water drops must not have any adverse effects when the enclosure is tilted up to 15° on either side of the vertical.
<b>3</b>	 Protection against diagonal water drips (up to a 60° angle)	Water, sprayed at an angle up to 60° on either side of the vertical, must not have any adverse effects.
<b>4</b>	 Protection against splashed water from all directions.	Water, splashed against the enclosure from any direction, must not have any adverse effects.
<b>5</b>	 Protection against water (out of a nozzle) from all directions.	Water, projected in jets against the enclosure from any direction, must not have any adverse effects.
<b>6</b>	 Protection against temporary flooding.	Water, projected in powerful jets against the enclosure from any direction, must not have any adverse effects.
<b>7</b>	 Protection against temporary submersion in water.	Water may only enter to such extent that the amount of water entering the enclosure does not cause any adverse effects when the enclosure is temporarily immersed in water; standardized pressure and time conditions apply.
<b>8</b>	 Protected against permanent submersion in water.	Water may not enter to such extent that it causes any adverse effects when the enclosure is continuously immersed in water, under conditions that have been agreed upon by the manufacturer and the user; the conditions must be more difficult than the conditions described in point digit 7.
<b>9</b> <b>K</b>	 Protected against water from high-pressure / steam jet cleaners.	Water, directed against the enclosure from any direction under extremely high pressure, must not have any adverse effects.

**• CABLE INSTALLATION GUIDE**

Avoiding common cabling pitfalls! Proper installation and maintenance of cabling systems will ensure high operational dependability and longevity of the system.

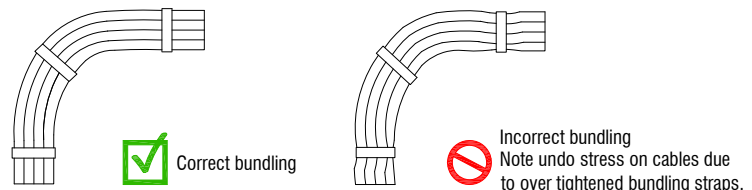
**BEND RADIUS:**

Procuring commensurate bend radius allows the cable to absorb the impact of bending, with less tension, thereby, increasing its life cycle. Increasing bend radius can significantly increase the duration of the cable's life and reduce costs.



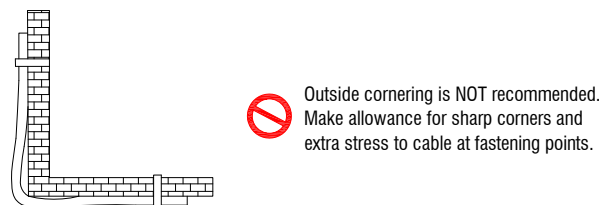
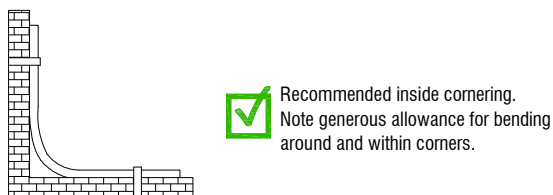
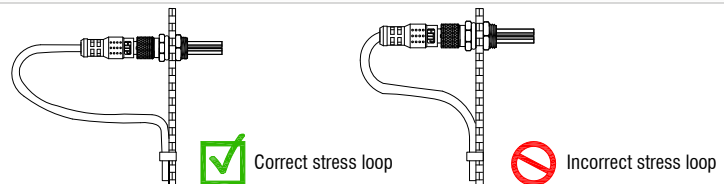
**CABLE BUNDLING:**

When attaching single cables to equipment, or bundling several cables together, care must be taken that the cable ties do not pinch or deform the cable. Correct cable bundling enables movement without stress to the cable, which will translate into long lasting usage.



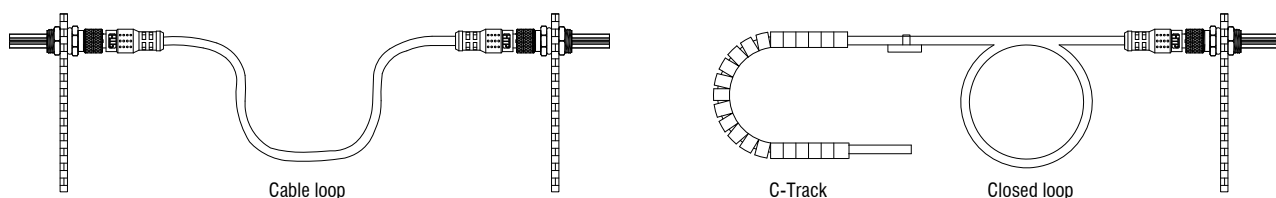
**STRESS POINTS:**

Implementing a sufficient stress loop from a connection point will reduce excessive wear and eliminate a common problem: stress points pictured below. Note the rugged overmoulded body, which provides exceptional stress relief in conjunction with the correctly installed stress loop.



**INSTALLATION OF CABLE FOR MOTION APPLICATIONS:**

When connected cable is subjected to any motion between two points, the cable length should be adequate to prevent any undue stress on the cable or plugs. Cable loops and cable tracks are the solution to eliminate cable stress due to motion.





## VALVE CONNECTORS

## GENERAL FEATURES:

### Cable Gland :

**PG7:** Ø CABLE 4-6mm  
**PG9:** Ø CABLE 6-8mm.  
**PG11:** Ø CABLE 6-10mm.  
**1/2" NPTF:** Ø CABLE 8-10mm.  
**SK(G1):** Ø CABLE 4-8.6mm.  
**SK(M1-M2):** Ø CABLE 4-8.6mm.  
**SK(P1-P2):** Ø CABLE 3.5-5.5mm.

### Conductor cross section :

0.50(20AWG)...1.50mm<sup>2</sup>(16AWG).

### Fixing system :

Central fixing screw.

### Max. screw torque IEC60947-1

(Central fixing screw) :  
 G1-G4-M1-M2-P2 series: Max. 0.5 N\*m.  
 P1 series: Max. 0.4 N\*m.

### Type of terminations :

Screw(with protection plate).

### Contact material and treatment :

Brass + Silver plated.

### Max. contact screw torque IEC60947-1 :

G1-G4-M1-M2 series: Max. 0.5 N \* m.  
 P1-P2 series: Max. 0.4 N \* m.

### Housing material :

PA66 UL94-V2 standard.  
 PA66 UL94 -V0 ATEX approved.  
 PA66 UL94 -V0 UL approved.

### Internal core material :

PA66 UL94-V2 standard.  
 PA66 UL94-V0 ATEX approved.  
 PA66 UL94-V0 UL approved.

### Flammability resistance :

UL94-V2 - Standard.  
 UL94 V0 ATEX approved.  
 UL94-V0 - UL approved.

### Protection class :

IP 65 / 66 / 67 (assembled).

### Operating temperature :

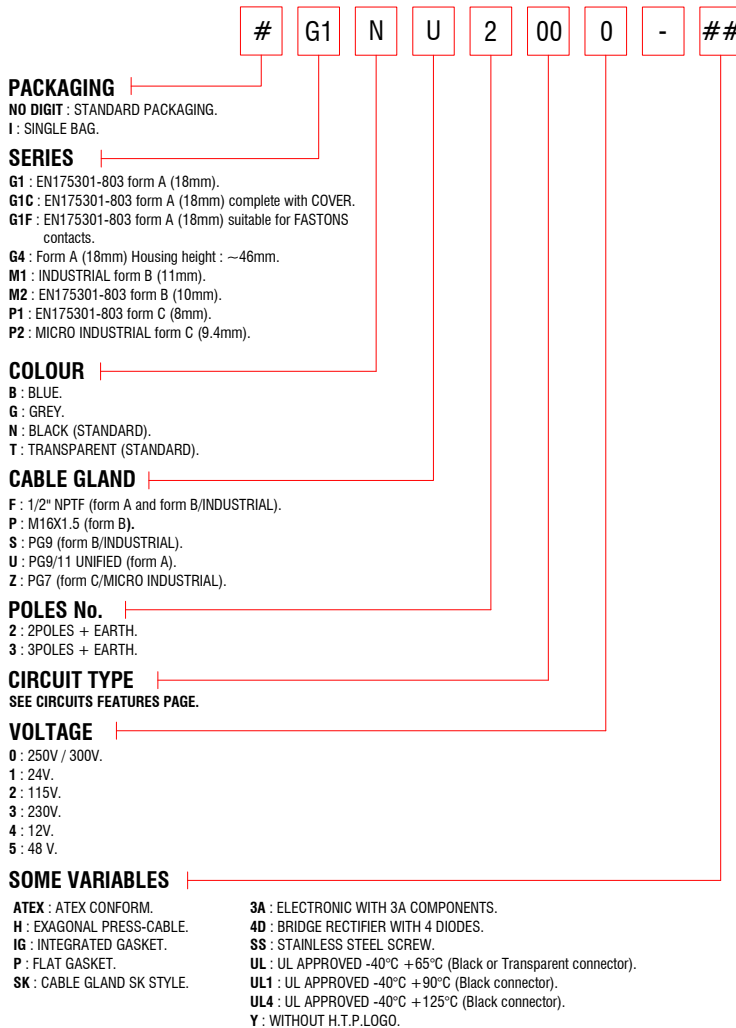
-40°C +90°C Standard (with NBR gasket).  
 -40°C +125°C Standard (Black with Silicone gasket).  
 -20°C +85°C Atex approved.  
 -40°C +65°C (Transparent or Black) ULapproved(-UL).  
 -40°C +90°C (Black) ULapproved (-UL1).  
 -40°C +120°C (Black) ULapproved (-UL4).

### Nominal current :

G1-G4-M1-M2 series: 10A.  
 P1-P2 series: 6A.

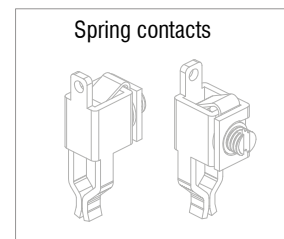
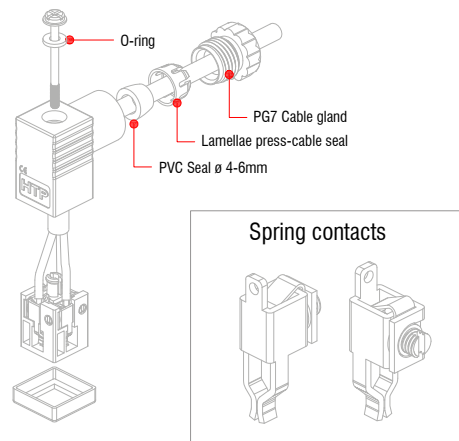
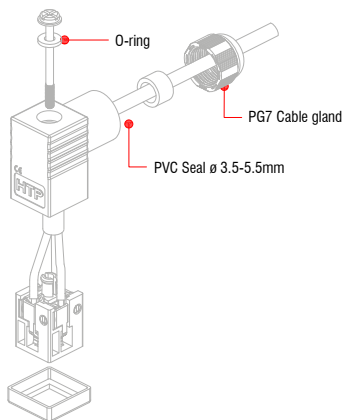
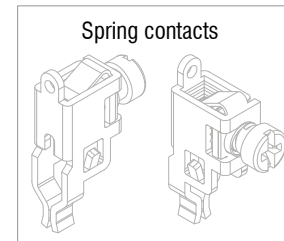
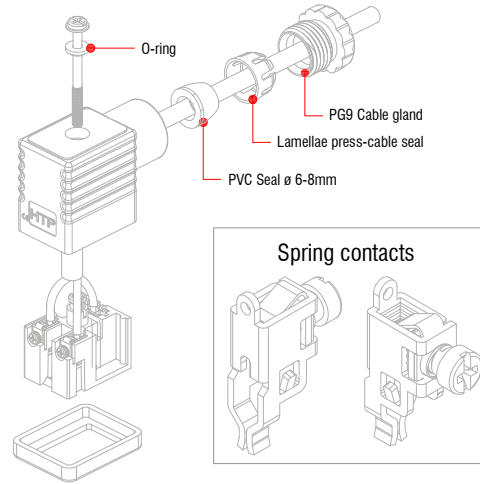
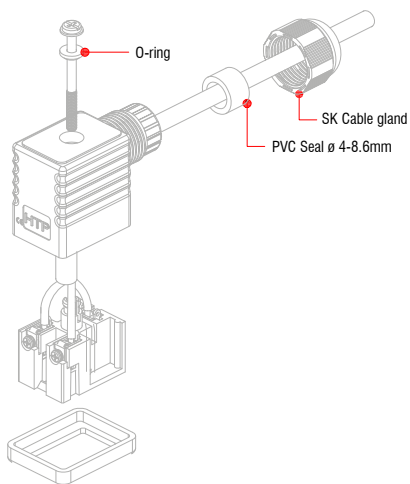
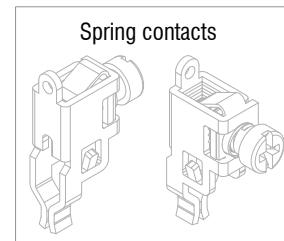
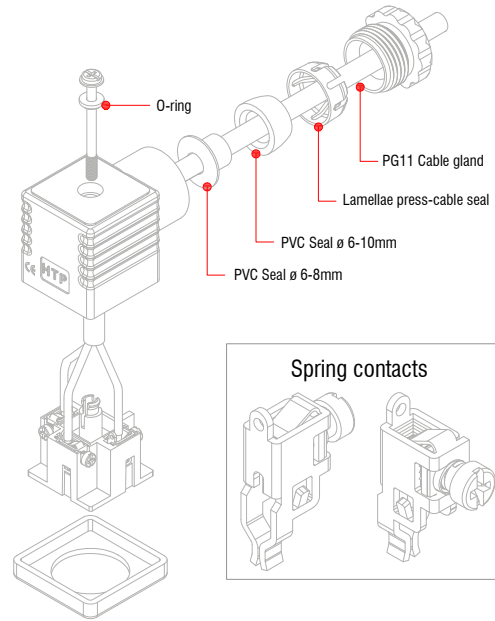
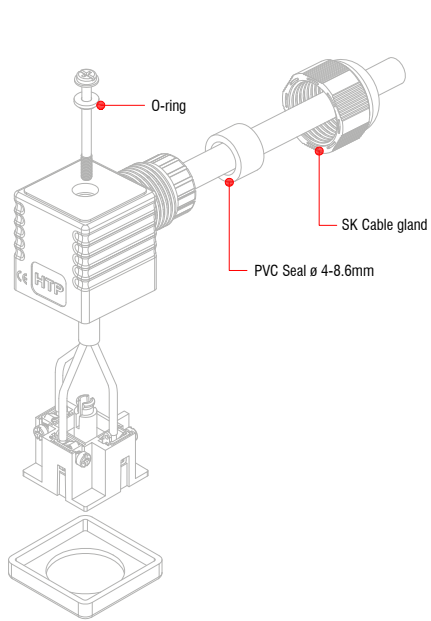
### Max contact current :


G1-G4-M1-M2 series: 16A  
 P1-P2 series: 10A.  
 G1-G4-M1-M2 ATEX series: 10A\*  
 P1-P2 series: 6A\*.  
 \*Max current permanent ammissible for one contacts pair.



# VALVE CONNECTORS

Field attachable connectors - General features and codification scheme

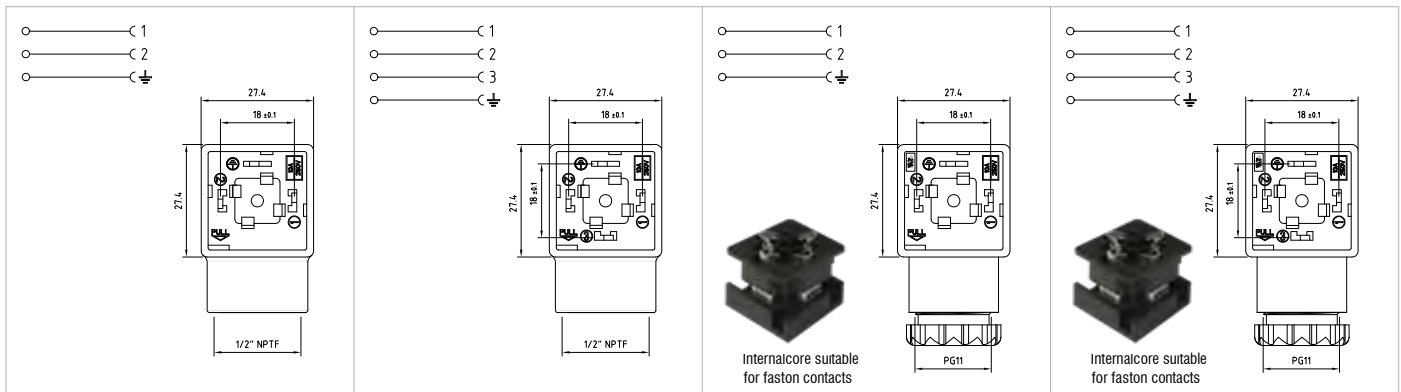





<b>Technical drawing</b>			
<b>Product description</b>			
Connector type	DIN valve connectors	DIN valve connectors	DIN valve connectors
Conforms to	EN175301-803	EN175301-803	EN175301-803
Construction type	A	A	A
Part number	<b>G1NU2000</b>	<b>G1NU3000</b>	<b>G1NU3000</b>
Description	Square connector G1 series complete with gasket and fixing screw. Connector without electronic.	Square connector G1 series complete with gasket and fixing screw. Connector without electronic.	Square connector G1 series complete with gasket and fixing screw. Connector without electronic.
Contacts spacing	18mm	18mm	18mm
Number of contacts	2poles + P.E.	3poles + P.E.	3poles + P.E.
Earth positioning	H.12 (turnable)	H.12 (turnable)	H.12 (turnable)
Housing colour	Black	Black	Black
Housing height	30mm	30mm	30mm
Cable gland	PG11	PG11	PG11
Gasket type	Profiled NBR gasket	Profiled NBR gasket	Profiled NBR gasket
<b>Technical data</b>			
Type of termination	Screw contacts	Screw contacts	Screw contacts
Contact screw torque	0.5 N*m	0.5 N*m	0.5 N*m
Rated voltage	250V AC/ 300VDC	250V AC/ 300VDC	250V AC/ 300VDC
Circuit type	-	-	-
Led colour	-	-	-
Suitable cable	ø cable 6-10mm	ø cable 6-10mm	ø cable 6-10mm
Central fixing screw	M3 L=32.5mm	M3 L=32.5mm	M3 L=32.5mm
Central fixing screw material	Iron + Zinc plated	Iron + Zinc plated	Iron + Zinc plated
Central screw torque	0.5 N*m	0.5 N*m	0.5 N*m
<b>Packaging</b>			
Qty/Box	50pcs / box	50pcs / box	50pcs / box
<b>Other accessories options</b>			
See accessories section			
<b>Notes:</b>		Connector with Grey Housing: P/N G1GU2000	Connector with Grey Housing: P/N G1GU3000

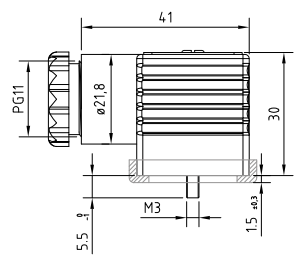
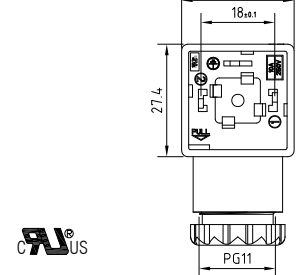
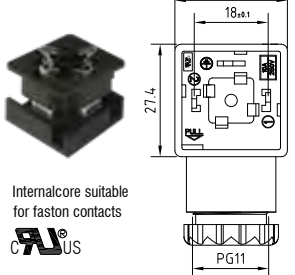
# VALVE CONNECTORS

Field attachable connectors - Form A  
EN175301-803(DIN43650)



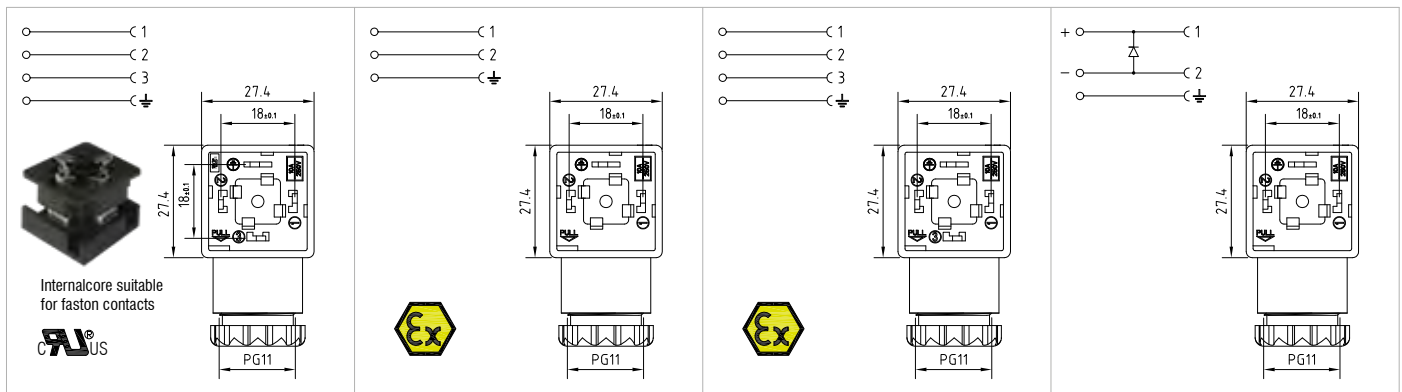
<b>Product description</b>			
DIN valve connectors	DIN valve connectors	DIN valve connectors	DIN valve connectors
EN175301-803	EN175301-803	EN175301-803	EN175301-803
A	A	A	A
<b>G1NF2000</b>	<b>G1NF3000</b>	<b>G1FNU2000</b>	<b>G1FNU3000</b>
Square connector G1 series complete with gasket and fixing screw. Connector without electronic.	Square connector G1 series complete with gasket and fixing screw. Connector without electronic.	Square connector G1F series, complete with gasket and fixing screw. Connector without electronic.	Square connector G1F series, complete with gasket and fixing screw. Connector without electronic.
18mm	18mm	18mm	18mm
2poles + P.E.	3poles + P.E.	2poles + P.E.	3poles + P.E.
H.12 (turnable)	H.12 (turnable)	H.12 (turnable)	H.12 (turnable)
Black	Black	Black	Black
30mm	30mm	30mm	30mm
1/2" NPTF	1/2" NPTF	PG11	PG11
Profiled NBR gasket	Profiled NBR gasket	Profiled NBR gasket	Profiled NBR gasket
<b>Technical data</b>			
Screw contacts	Screw contacts	Female Faston contacts 6.3 x 0.8mm	Female Faston contacts 6.3 x 0.8mm
0.5 N*m	0.5 N*m	-	-
250V AC/ 300VDC	250V AC/ 300VDC	250V AC/ 300VDC	250V AC/ 300VDC
-	-	-	-
-	-	-	-
∅ cable 8-10mm	∅ cable 8-10mm	∅ cable 6-10mm	∅ cable 6-10mm
M3 L=32.5mm	M3 L=32.5mm	M3 L=32.5mm	M3 L=32.5mm
Iron+Zinc plated	Iron+Zinc plated	Iron+Zinc plated	Iron+Zinc plated
0.5 N*m	0.5 N*m	0.5 N*m	0.5 N*m
<b>Packaging</b>			
50pcs / box	50pcs / box	50pcs / box	50pcs / box
<b>Other accessories options</b>			
See accessories section			
<b>Notes:</b>			
Connector with Grey Housing: P/N G1GF2000 Connector without press-cable screw	Connector with Grey Housing: P/N G1GF3000 Connector without press-cable screw	Connector without faston contacts, the contacts must be ordered separately in reel with P/N: X-FASTON-F-6,3X0,8	Connector without faston contacts, the contacts must be ordered separately in reel with P/N: X-FASTON-F-6,3X0,8



Technical drawing		Product description	
			
Connector type	DIN valve connectors	DIN valve connectors	DIN valve connectors
Conforms to	EN175301-803	EN175301-803	EN175301-803
Construction type	A	A	A
Part number	<b>G1NU2000-UL</b>	<b>G1NU3000-UL</b>	<b>G1FNU2000-UL</b>
Description	Square connector G1 series, UL approved, complete with gasket and fixing screw. Connector without electronic.	Square connector G1 series, UL approved, complete with gasket and fixing screw. Connector without electronic.	Square connector G1F series, UL approved, complete with gasket and fixing screw. Connector without electronic.
Contacts spacing	18mm	18mm	18mm
Number of contacts	2poles + P.E.	3poles + P.E.	2poles + P.E.
Earth positioning	H.12 (turnable)	H.12 (turnable)	H.12 (turnable)
Housing colour	Black	Black	Black
Housing height	30mm	30mm	30mm
Cable gland	PG9/PG11 unified	PG9/PG11 unified	PG9/PG11 unified
Gasket type	Profiled NBR gasket	Profiled NBR gasket	Profiled NBR gasket
Technical data		Packaging	
Type of termination	Screw contacts	Screw contacts	Female Faston contacts 6.3 x 0.8mm
Contact screw torque	0.5 N*m	0.5 N*m	-
Rated voltage	250V AC/ 300VDC	250V AC/ 300VDC	250V AC/ 300VDC
Circuit type	-	-	-
Led colour	-	-	-
Suitable cable	∅ cable 6-10mm	∅ cable 6-10mm	∅ cable 6-10mm
Central fixing screw	M3 L=32.5mm	M3 L=32.5mm	M3 L=32.5mm
Central fixing screw material	Iron+Zinc plated	Iron+Zinc plated	Iron+Zinc plated
Central screw torque	0.5 N*m	0.5 N*m	0.5 N*m
Other accessories options			
See accessories section			
Notes:			
Connector available with different circuits		Connector available with different circuits	Connector without faston contacts, the contacts must be ordered separately in reel with P/N: X-FASTON-F-6,3X0,8

# VALVE CONNECTORS

Field attachable connectors - Form A  
EN175301-803(DIN43650)



**Product description**

DIN valve connectors	DIN valve connectors	DIN valve connectors	DIN valve connectors
EN175301-803	EN175301-803	EN175301-803	EN175301-803
A	A	A	A
<b>G1FNU3000-UL</b> Square connector G1F series, UL approved, complete with gasket and fixing screw. Connector without electronic.	<b>G1NU2000-ATEX</b> Square connector G1 series, ATEX conform, complete with gasket and fixing screw. Connector without electronic.	<b>G1NU3000-ATEX</b> Square connector G1 series, ATEX conform, complete with gasket and fixing screw. Connector without electronic.	<b>G1NU2D03</b> Square connector G1 series, complete with gasket and fixing screw. Connector with electronic.
18mm	18mm	18mm	18mm
3poles + P.E.	2poles + P.E.	3poles + P.E.	2poles + P.E.
H.12 (turnable)	H.12 (turnable)	H.12 (turnable)	H.12 (turnable)
Black	Black	Black	Black
30mm	30mm	30mm	30mm
PG9/PG11 unified	PG9/PG11 unified	PG9/PG11 unified	PG9/PG11 unified
Profiled NBR gasket	Flat Silicone gasket	Flat Silicone gasket	Profiled NBR gasket

**Technical data**

Female Faston contacts 6.3 x 0.8mm	Screw contacts	Screw contacts	Screw contacts
-	0.5 N*m	0.5 N*m	0.5 N*m
250V AC/ 300VDC	230V AC/ 300VDC	230V AC/ 300VDC	1-230V DC
-	-	-	Diode(1A)
-	-	-	-
ø cable 6-10mm	ø cable 6-10mm	ø cable 6-10mm	ø cable 6-10mm
M3 L=32.5mm	M3 L=32.5mm	M3 L=32.5mm	M3 L=32.5mm
Iron+Zinc plated	Iron+Zinc plated	Iron+Zinc plated	Iron+Zinc plated
0.5 N*m	0.5 N*m	0.5 N*m	0.5 N*m

**Packaging**

50pcs / box	Singly packed in plastic bag	Singly packed in plastic bag	50pcs / box
-------------	------------------------------	------------------------------	-------------

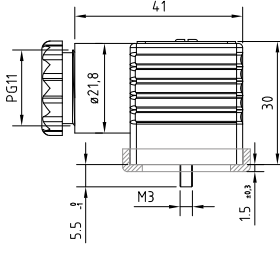
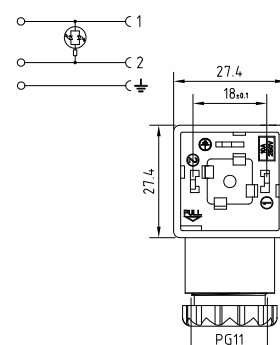
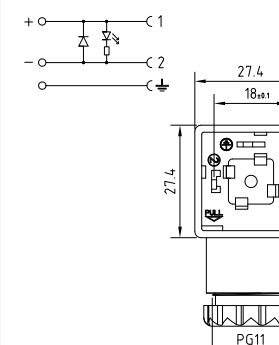
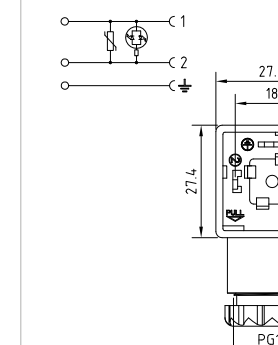
**Other accessories options**

See accessories section

**Notes:**

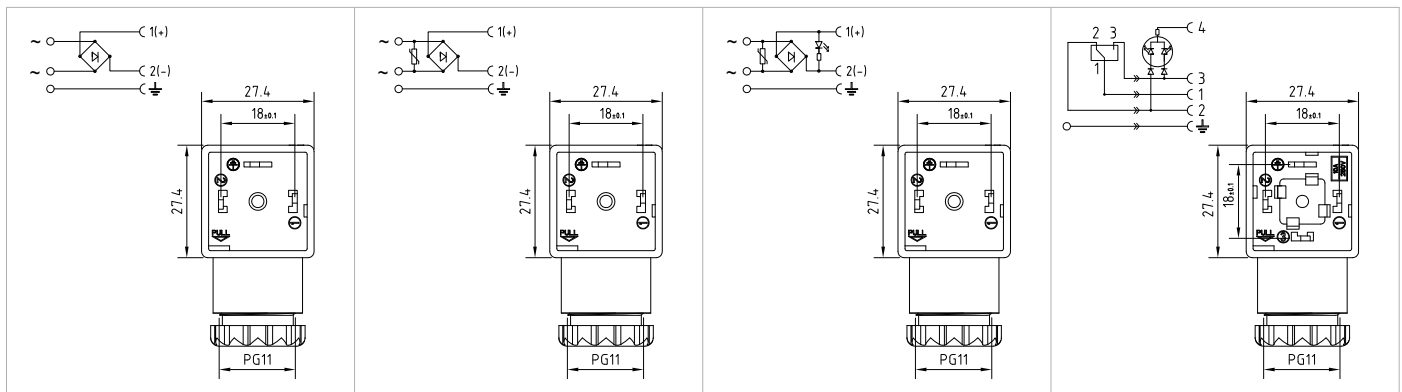

Connector without faston contacts, the contacts must be ordered separately in reel with P/N: X-FASTON-F-6,3X0,8



Technical drawing											
											
Product description											
Connector type	DIN valve connectors			DIN valve connectors			DIN valve connectors				
Conforms to	EN175301-803			EN175301-803			EN175301-803				
Construction type	A			A			A				
Part number	<b>G1TU2L01</b>	<b>G1TU2L02</b>	<b>G1TU2L03</b>	<b>G1TU2DL1</b>	<b>G1TU2DL2</b>	<b>G1TU2DL3</b>	<b>G1TU2VL1</b>	<b>G1TU2VL2</b>	<b>G1TU2VL3</b>		
Description	Square connector G1 series complete with gasket and fixing screw. Connector with electronic.			Square connector G1 series complete with gasket and fixing screw. Connector with electronic.			Square connector G1 series complete with gasket and fixing screw. Connector with electronic.				
Contacts spacing	18mm			18mm			18mm				
Number of contacts	2poles + P.E.			2poles + P.E.			2poles + P.E.				
Earth positioning	H.12 (turnable)			H.12 (turnable)			H.12 (turnable)				
Housing colour	Transparent			Transparent			Transparent				
Housing height	30mm			30mm			30mm				
Cable gland	PG9/PG11 unified			PG9/PG11 unified			PG9/PG11 unified				
Gasket type	Profiled NBR gasket			Profiled NBR gasket			Profiled NBR gasket				
Technical data											
Type of termination	Screw contacts			Screw contacts			Screw contacts				
Contact screw torque	0.5 N*m			0.5 N*m			0.5 N*m				
Rated voltage	24V AC/DC	115V AC/DC	230V AC/DC	24V DC	115V DC	230V DC	24V AC/DC	115V AC/DC	230V AC/DC		
Circuit type	Bipolar Led			Led + Diode(1A)			Bipolar Led + Varistor				
Led colour	Red			Red			Red				
Suitable cable	ø cable 6-10mm			ø cable 6-10mm			ø cable 6-10mm				
Central fixing screw	M3 L=32.5mm			M3 L=32.5mm			M3 L=32.5mm				
Central fixing screw material	Iron+Zinc plated			Iron+Zinc plated			Iron+Zinc plated				
Central screw torque	0.5 N*m			0.5 N*m			0.5 N*m				
Packaging											
Qty/Box	50pcs / box			50pcs / box			50pcs / box				
Other accessories options											
See accessories section											
Notes:											
Connector available with different led colour											

# VALVE CONNECTORS

Field attachable connectors - Form A  
EN175301-803(DIN43650)



**Product description**

DIN valve connectors	DIN valve connectors	DIN valve connectors	DIN valve connectors
EN175301-803	EN175301-803	EN175301-803	EN175301-803
A	A	A	A
<b>G1NU2R03</b>	<b>G1NU2RV1</b> <b>G1NU2RV2</b> <b>G1NU2RV3</b>	<b>G1TU2RL1</b> <b>G1TU2RL2</b> <b>G1TU2RL3</b>	<b>G1TU3Q01</b> <b>G1TU3Q02</b> <b>G1TU3Q03</b>
Square connector G1 series complete with gasket and fixing screw. Connector with electronic.	Square connector G1 series complete with gasket and fixing screw. Connector with electronic.	Square connector G1 series complete with gasket and fixing screw. Connector with electronic.	Square connector G1 series complete with gasket and fixing screw. Connector with electronic.
18mm	18mm	18mm	18mm
2poles + P.E.	2poles + P.E.	2poles + P.E.	3poles + P.E.
H.12 (turnable)	H.12 (turnable)	H.12 (turnable)	H.12 (turnable)
Black	Black	Transparent	Transparent
30mm	30mm	30mm	30mm
PG9/PG11 unified	PG9/PG11 unified	PG9/PG11 unified	PG9/PG11 unified
Profiled NBR gasket	Profiled NBR gasket	Profiled NBR gasket	Profiled NBR gasket

**Technical data**

Screw contacts	Screw contacts	Screw contacts	Screw contacts
0.5 N*m	0.5 N*m	0.5 N*m	0.5 N*m
1-230V AC	24V AC   115V AC   230V AC	24V AC   115V AC   230V AC	24V DC   115V DC   230V DC
Full-Wave Bridge Rectifier (1A)	Full-Wave Bridge Rectifier + Varistor	Full-Wave Bridge Rectifier + Varistor + Led	Bicolour Led + no.2 Diodes (1A)
-	-	Red	Red (pin 2) ; Green (pin3)
∅ cable 6-10mm	∅ cable 6-10mm	∅ cable 6-10mm	∅ cable 6-10mm
M3 L=32.5mm	M3 L=32.5mm	M3 L=32.5mm	M3 L=32.5mm
Iron+Zinc plated	Iron+Zinc plated	Iron+Zinc plated	Iron+Zinc plated
0.5 N*m	0.5 N*m	0.5 N*m	0.5 N*m

**Packaging**


50pcs / box	50pcs / box	50pcs / box	50pcs / box
-------------	-------------	-------------	-------------

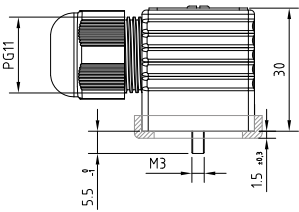
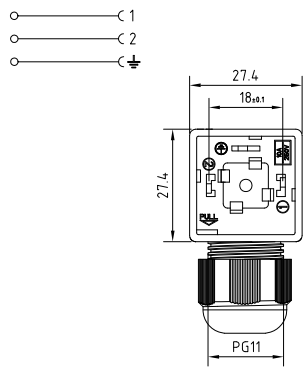
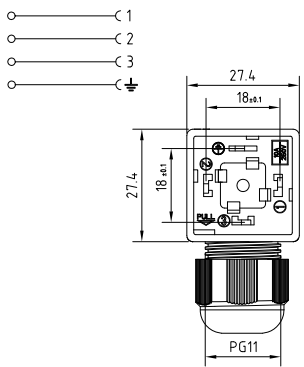
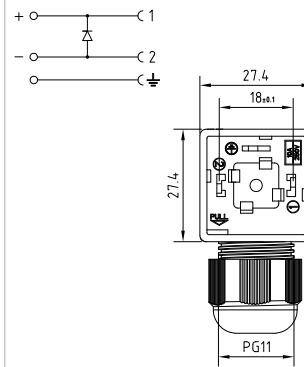
**Other accessories options**

See accessories section

**Notes:**

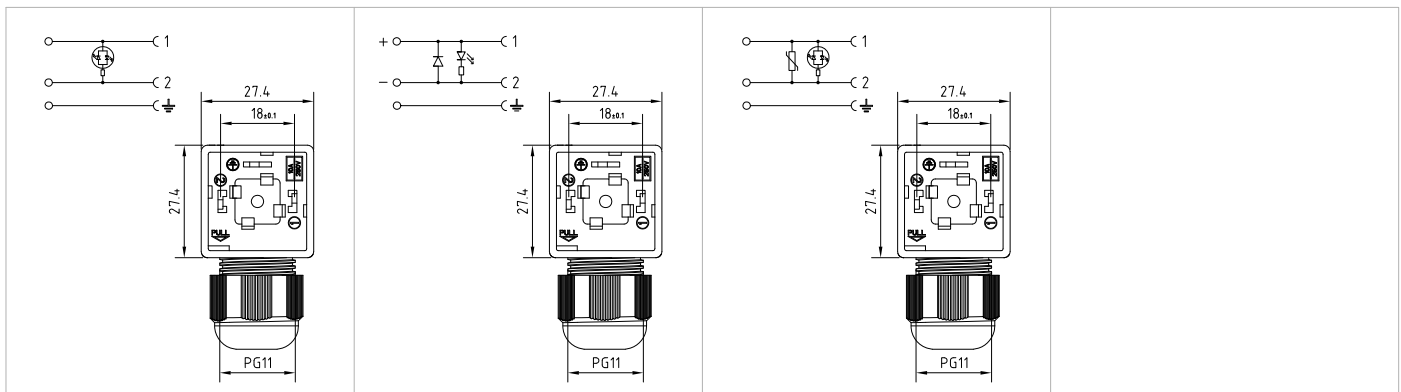
	Connector available with different led colour	Connector available with different led connection: Q8 circuit (Green pin 2; Red pin 3) Q1 circuit (Yellow pin 2; Green pin 3)
--	---	---



<b>Technical drawing</b>			
			
<b>Product description</b>			
Connector type	DIN valve connectors	DIN valve connectors	DIN valve connectors
Conforms to	EN175301-803	EN175301-803	EN175301-803
Construction type	A	A	A
Part number	<b>G1NU2000-SK</b>	<b>G1NU3000-SK</b>	<b>G1NU2D03-SK</b>
Description	Square connector G1 series,SK cable exit, complete with gasket and fixing screw. Connector without electronic.	Square connector G1 series,SK cable exit, complete with gasket and fixing screw. Connector without electronic.	Square connector G1 series,SK cable exit, complete with gasket and fixing screw. Connector with electronic.
Contacts spacing	18mm	18mm	18mm
Number of contacts	2poles + P.E.	3poles + P.E.	2poles + P.E.
Earth positioning	H.12 (turnable)	H.12 (turnable)	H.12 (turnable)
Housing colour	Black	Black	Black
Housing height	30mm	30mm	30mm
Cable gland	SK- PG11	SK- PG11	SK- PG11
Gasket type	Profiled NBR gasket	Profiled NBR gasket	Profiled NBR gasket
<b>Technical data</b>			
Type of termination	Screw contacts	Screw contacts	Screw contacts
Contact screw torque	0.5 N*m	0.5 N*m	0.5 N*m
Rated voltage	250V AC/ 300VDC	250V AC/ 300VDC	1-230V DC
Circuit type	-	-	Diode(1A)
Led colour	-	-	-
Suitable cable	∅ cable 4-8.6mm	∅ cable 4-8.6mm	∅ cable 4-8.6mm
Central fixing screw	M3 L=32.5mm	M3 L=32.5mm	M3 L=32.5mm
Central fixing screw material	Iron+Zinc plated	Iron+Zinc plated	Iron+Zinc plated
Central screw torque	0.5 N*m	0.5 N*m	0.5 N*m
<b>Packaging</b>			
Qty/Box	50pcs / box	50pcs / box	50pcs / box
<b>Other accessories options</b>			
See accessories section			
<b>Notes:</b>			

# VALVE CONNECTORS

Field attachable connectors - Form A  
EN175301-803(DIN43650)



**Product description**

DIN valve connectors	DIN valve connectors	DIN valve connectors	
EN175301-803	EN175301-803	EN175301-803	
A	A	A	
<b>G1TU2L01-SK G1TU2L02-SK G1TU2L03-SK</b>	<b>G1TU2DL1-SK G1TU2DL2-SK G1TU2DL3-SK</b>	<b>G1TU2VL1-SK G1TU2VL2-SK G1TU2VL3-SK</b>	
Square connector G1 series,SK cable exit, complete with gasket and fixing screw. Connector with electronic.	Square connector G1 series,SK cable exit, complete with gasket and fixing screw. Connector with electronic.	Square connector G1 series,SK cable exit, complete with gasket and fixing screw. Connector with electronic.	
18mm	18mm	18mm	
2poles + P.E.	2poles + P.E.	2poles + P.E.	
H.12 (turnable)	H.12 (turnable)	H.12 (turnable)	
Transparent	Transparent	Transparent	
30mm	30mm	30mm	
SK- PG11	SK- PG11	SK- PG11	
Profiled NBR gasket	Profiled NBR gasket	Profiled NBR gasket	

**Technical data**

Screw contacts	Screw contacts	Screw contacts	
0.5 N*m	0.5 N*m	0.5 N*m	
24V AC/DC   115V AC/DC   230V AC/DC	24V DC   115V DC   230V DC	24V AC/DC   115V AC/DC   230V AC/DC	
Bipolar Led	Led + Diode(1A)	Bipolar Led + Varistor	
Red	Red	Red	
ø cable 4-8.6mm	ø cable 4-8.6mm	ø cable 4-8.6mm	
M3 L=32.5mm	M3 L=32.5mm	M3 L=32.5mm	
Iron+Zinc plated	Iron+Zinc plated	Iron+Zinc plated	
0.5 N*m	0.5 N*m	0.5 N*m	

**Packaging**

50pcs / box	50pcs / box	50pcs / box	
-------------	-------------	-------------	--

**Other accessories options**

See accessories section

**Notes:**

Connector available with different led colour



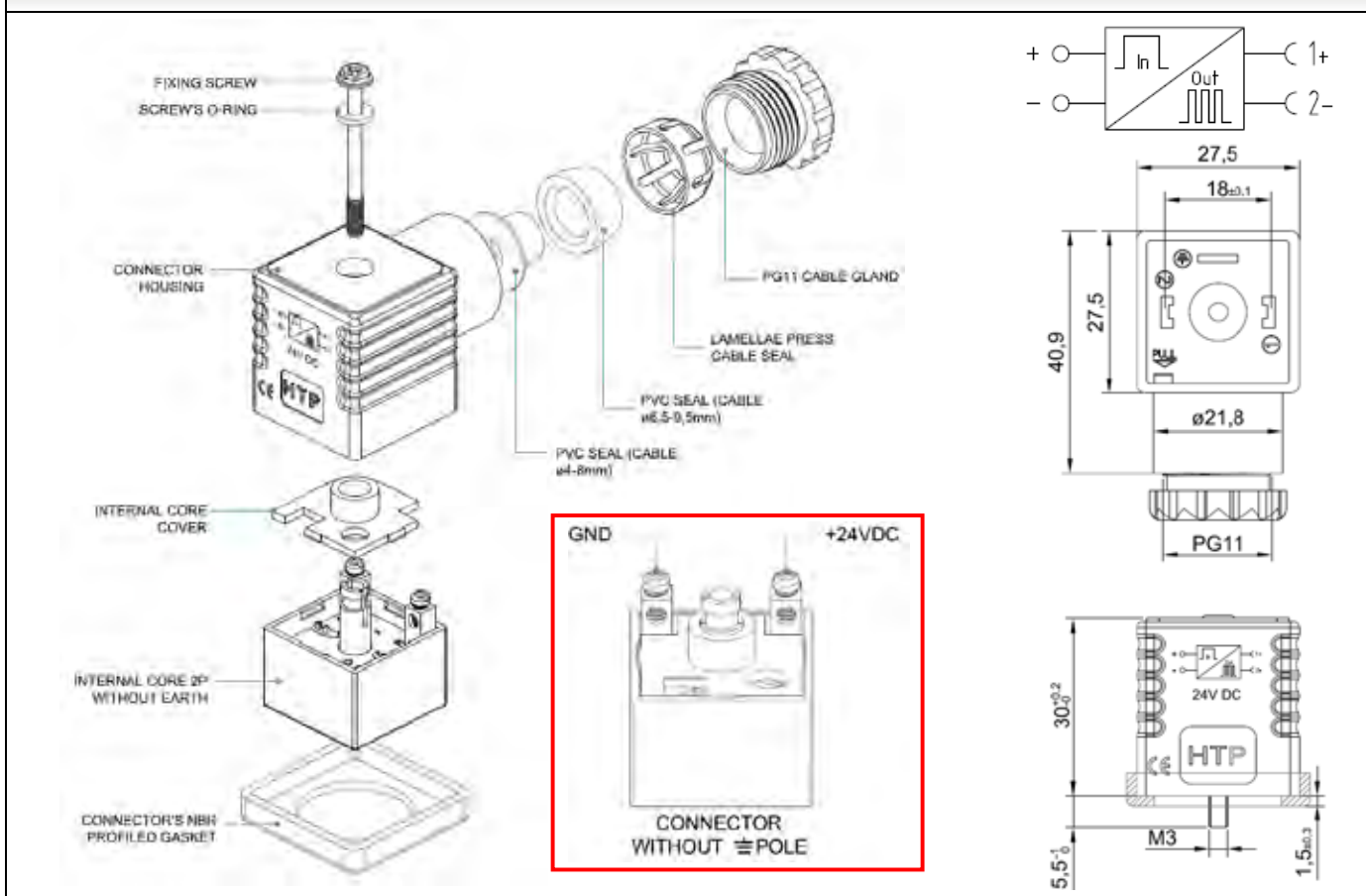
### GENERAL SPECIFICATIONS

THE FOLLOWING FEATURES REFER TO THE PARTS CURRENTLY IN PRODUCTION OR TO THE PARTS WHOSE PRODUCTION HAS ALREADY BEEN FINALIZED. USED OR MAXIMUM POWER OR PERCENTAGE OF REDUCTION AS WELL AS "BOOST" TIMINGS OR OTHER FEATURES

### ELECTRICAL FEATURES

OPERATING VOLTAGE	24 V DC
ENERGY SAVING ON VALVE	60% OF NOMINAL POWER
MAX POWER TO VALVE	48 W
POWER PARTIALIZED PHASE	40% MAX POWER
MAX CURRENT	2 A
BOOST TIME	400 ms
PWM WORKING FREQUENCY	20 KHz
CONNECTOR TEMPERATURE RANGE	-40 °C +90 °C

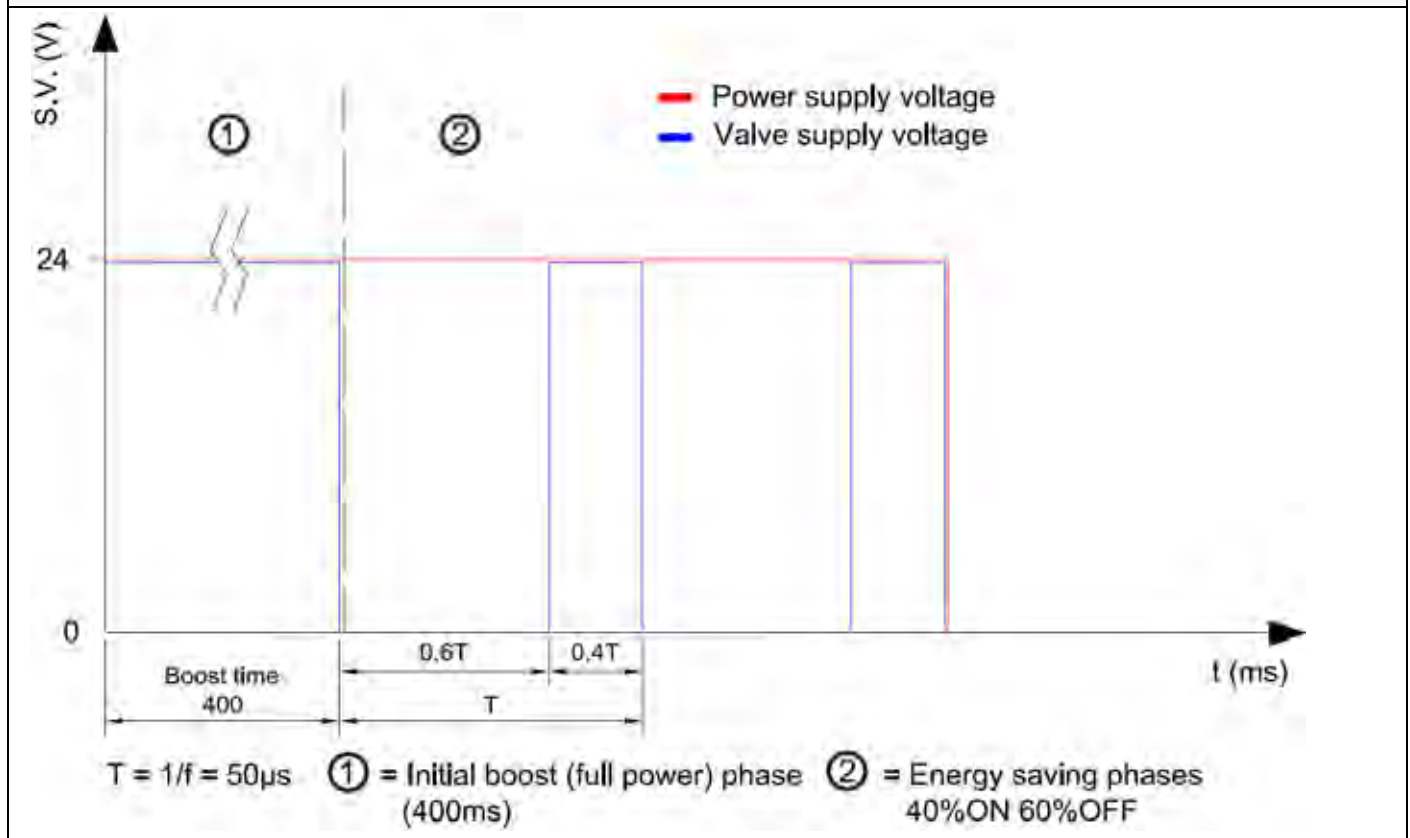
### CONNECTOR DRAWING



## VALVE CONNECTORS

Field attachable connectors - Form A  
EN175301-803(DIN43650)

### SUPPLY VOLTAGE CHART



### ELECTRICAL PROTECTION

- NO OVERVOLTAGE GENERATION ON SUPPLY LINE
- PROTECTED AGAINST INCORRECT POLARITY CONNECTION

### ADVANTAGES OF ENERGY SAVING

- REDUCTION BY 60% OF ENERGY CONSUMPTION
- REDUCTION BY 60% OF VALVE'S WORKING TIME
- EXTENTION OF VALVE'S LIFE

### EXAMPLE OF ENERGY SAVING USING

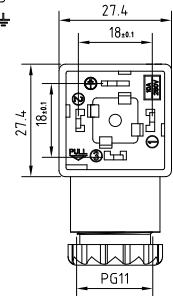

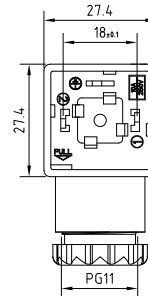

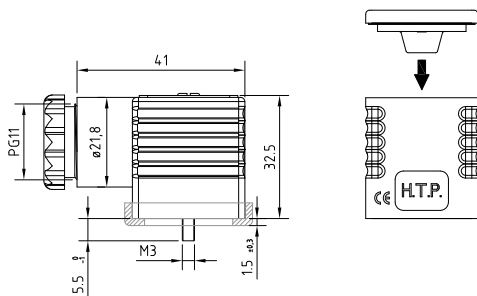
- AMBIENT TEMPERATURE = 20 °C
- TEMPERATURE INSIDE VALVE AFTER 30 SECONDS WITH STANDARD CONNECTOR BOARD = 132 °C
- TEMPERATURE INSIDE VALVE AFTER 60 SECONDS WITH ENERGY SAVING CONNECTOR = 75 °C

### EMC TEST

- THE PRODUCT SUCCEED THE EMC TESTS (REFERS TO *DIRECTIVE 2014/30/EU*)



**Technical drawing**



**Product description**

Connector type	DIN valve connectors	DIN valve connectors
Conforms to	EN175301-803	EN175301-803
Construction type	A	A
Part number	<b>G1CNU2000</b>	<b>G1CNU3000</b>
Description	Square connector G1C series complete with gasket and fixing screw. Connector without electronic.	Square connector G1C series complete with gasket and fixing screw. Connector without electronic.
Contacts spacing	18mm	18mm
Number of contacts	2poles + P.E.	3poles + P.E.
Earth positioning	H.12 (turnable)	H.12 (turnable)
Housing colour	Black	Black
Housing height	32.5mm	32.5mm
Cable gland	PG9/PG11 unified	PG9/PG11 unified
Gasket type	Profiled NBR gasket	Profiled NBR gasket
<b>Technical data</b>		
Type of termination	Screw contacts	Screw contacts
Contact screw torque	0.5 N*m	0.5 N*m
Rated voltage	250 AC/ 300V DC	250 AC/ 300V DC
Circuit type	-	-
Led colour	-	-
Suitable cable	∅ cable 6-10mm	∅ cable 6-10mm
Central fixing screw	M3 L=35.4mm	M3 L=35.4mm
Central fixing screw material	Iron + Zinc plated	Iron + Zinc plated
Central screw torque	0.5 N*m	0.5 N*m
<b>Packaging</b>		
Qty/Box	50pcs in box	50pcs in box
<b>Other accessories options</b>		
See accessories section		
<b>Notes:</b>	Connector available with different circuits.	Connector available with different circuits.

# VALVE CONNECTORS

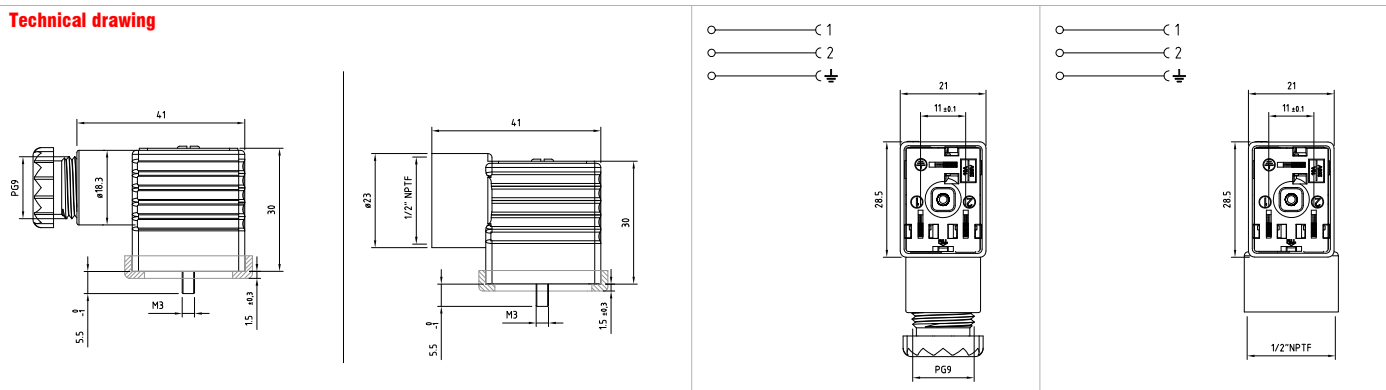
Field attachable connectors - Form A  
EN175301-803(DIN43650)



Technical drawing									
Product description									
Connector type	DIN valve connectors			DIN valve connectors			DIN valve connectors		
Conforms to	EN175301-803			EN175301-803			EN175301-803		
Construction type	A			A			A		
Part number	<b>G4NU2RV1-3A</b>	<b>G4NU2RV2-3A</b>	<b>G4NU2RV3-3A</b>	<b>G4TU2RL1-3A</b>	<b>G4TU2RL2-3A</b>	<b>G4TU2RL3-3A</b>	<b>G4TU2FL1-3A</b>	<b>G4TU2FL2-3A</b>	<b>G4TU2FL3-3A</b>
Description	Square connector G4 series complete with gasket and fixing screw. Connector with electronic (3A components).			Square connector G4 series complete with gasket and fixing screw. Connector with electronic (3A components).			Square connector G4 series complete with gasket and fixing screw. Connector with electronic (3A components).		
Contacts spacing	18mm			18mm			18mm		
Number of contacts	2poles + 2 P.E.			2poles + 2 P.E.			2poles + 2 P.E.		
Earth positioning	H.6-12			H.6-12			H.6-12		
Housing colour	Black / Black Cover			Black / Transparent Cover			Black / Transparent Cover		
Housing height	46.4mm			46.4mm			46.4mm		
Cable gland	PG9/PG11 unified			PG9/PG11 unified			PG9/PG11 unified		
Gasket type	Flat NBR gasket			Flat NBR gasket			Flat NBR gasket		
Technical data									
Type of termination	Screw contacts			Screw contacts			Screw contacts		
Contact screw torque	0.5 N*m			0.5 N*m			0.5 N*m		
Rated voltage	24V AC	115V AC	230V AC	24V AC	115V AC	230V AC	24V AC	115V AC	230V AC
Circuit type	Full-Wave Bridge Rectifier (3A) + Varistor (3A)			Full-Wave Bridge Rectifier(3A) + Varistor(3A) + Led			RC circuit+ Led		
Led colour	-			Red			Red		
Suitable cable	ø cable 6-10mm			ø cable 6-10mm			ø cable 6-10mm		
Central fixing screw	M3 L=42mm			M3 L=42mm			M3 L=42mm		
Central fixing screw material	Iron+Zinc plated			Iron+Zinc plated			Iron+Zinc plated		
Central screw torque	0.5 N*m			0.5 N*m			0.5 N*m		
Packaging									
Qty/Box	40pcs in box			40pcs in box			40pcs in box		
Other accessories options									
See accessories section									
<b>Notes:</b>									
				Connector available with different led colour			Connector available with different led colour		



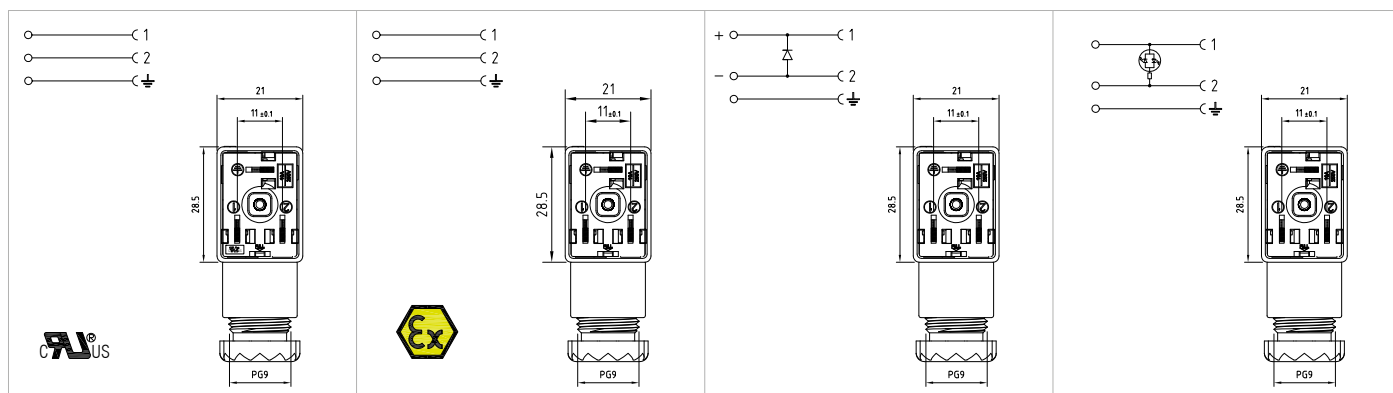
**Technical drawing**



<b>Product description</b>		
Connector type	DIN valve connectors	DIN valve connectors
Conforms to	Industrial	Industrial
Construction type	B	B
Part number	<b>M1NS2000</b>	<b>M1NF2000</b>
Description	Rectangular connector M1 series complete with gasket and fixing screw. Connector without electronic.	Rectangular connector M1 series complete with gasket and fixing screw. Connector without electronic.
Contacts spacing	11mm	11mm
Number of contacts	2poles + P.E.	2poles + P.E.
Earth positioning	H.12 (turnable)	H.12 (turnable)
Housing colour	Black	Black
Housing height	30mm	30mm
Cable gland	PG9	1/2" NPTF
Gasket type	Profiled NBR gasket	Profiled NBR gasket
<b>Technical data</b>		
Type of termination	Screw contacts	Screw contacts
Contact screw torque	0.5 N*m	0.5 N*m
Rated voltage	250V AC/ 300VDC	250V AC/ 300VDC
Circuit type	-	-
Led colour	-	-
Suitable cable	∅ cable 6-8mm	∅ cable 8-10mm
Central fixing screw	M3 L=32.5mm	M3 L=32.5mm
Central fixing screw material	Iron + Zinc plated	Iron + Zinc plated
Central screw torque	0.5 N*m	0.5 N*m
<b>Packaging</b>		
Qty/Box	50pcs / box	50pcs / box
<b>Other accessories options</b>		
See accessories section		
<b>Notes:</b>		
	Connector with Grey Housing: P/N M1GS2000	Connector with Grey Housing: P/N M1GF2000 Connector without press-cable screw

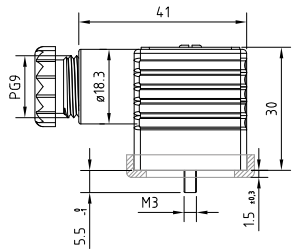
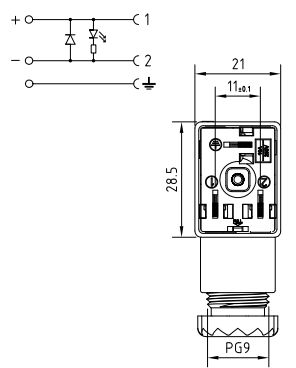
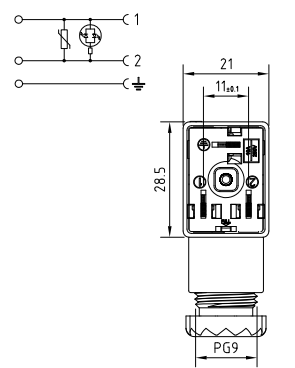
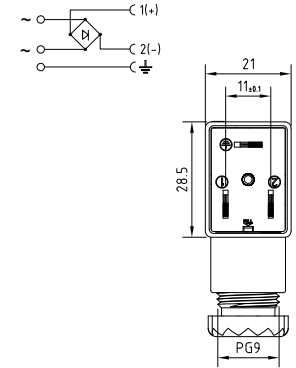
# VALVE CONNECTORS

Field attachable connectors - Form B - Industrial



<b>Product description</b>			
DIN valve connectors	DIN valve connectors	DIN valve connectors	DIN valve connectors
Industrial	Industrial	Industrial	Industrial
B	B	B	B
<b>M1NS2000-UL</b>	<b>M1NS2000-ATEX</b>	<b>M1NS2D03</b>	<b>M1TS2L01</b> <b>M1TS2L02</b> <b>M1TS2L03</b>
Rectangular connector M1 series, UL approved, complete with gasket and fixing screw. Connector without electronic.	Rectangular connector M1 series, ATEX conform, complete with gasket and fixing screw. Connector without electronic.	Rectangular connector M1 series complete with gasket and fixing screw. Connector with electronic.	Rectangular connector M1 series complete with gasket and fixing screw. Connector with electronic.
11mm	11mm	11mm	11mm
2poles + P.E.	2poles + P.E.	2poles + P.E.	2poles + P.E.
H.12 (turnable)	H.12 (turnable)	H.12 (turnable)	H.12 (turnable)
Black	Black	Black	Transparent
30mm	30mm	30mm	30mm
PG9	PG9	PG9	PG9
Profiled NBR gasket	Flat Silicone gasket	Profiled NBR gasket	Profiled NBR gasket
<b>Technical data</b>			
Screw contacts	Screw contacts	Screw contacts	Screw contacts
0.5 N*m	0.5 N*m	0.5 N*m	0.5 N*m
250V AC/ 300VDC	230V AC/ 300VDC	1-230V DC	24V AC/DC   115V AC/DC   230V AC/DC
-	-	Diode(1A)	Bipolar Led
-	-	-	Red
∅ cable 6-8mm	∅ cable 6-8mm	∅ cable 6-8mm	∅ cable 6-8mm
M3 L=32.5mm	M3 L=32.5mm	M3 L=32.5mm	M3 L=32.5mm
Iron+Zinc plated	Iron+Zinc plated	Iron+Zinc plated	Iron+Zinc plated
0.5 N*m	0.5 N*m	0.5 N*m	0.5 N*m
<b>Packaging</b>			
50pcs / box	Singly paked in plastic bag	50pcs / box	50pcs / box
<b>Other accessories options</b>			
See accessories section			
<b>Notes:</b>			
Connector available with different circuits.			Connector available with different led colour



Technical drawing			
			
Product description			
Connector type	DIN valve connectors		
Conforms to	Industrial		
Construction type	B		
Part number	<b>M1TS2DL1</b>	<b>M1TS2DL2</b>	<b>M1TS2DL3</b>
Description	Rectangular connector M1 series complete with gasket and fixing screw. Connector with electronic.		
Contacts spacing	11mm		
Number of contacts	2poles + P.E.		
Earth positioning	H.12 (turnable)		
Housing colour	Transparent		
Housing height	30mm		
Cable gland	PG9		
Gasket type	Profiled NBR gasket		
Technical data			
Type of termination	Screw contacts		
Contact screw torque	0.5 N*m		
Rated voltage	24V DC	115V DC	230V DC
Circuit type	Led + Diode(1A)		
Led colour	Red		
Suitable cable	ø cable 6-8mm		
Central fixing screw	M3 L=32.5mm		
Central fixing screw material	Iron+Zinc plated		
Central screw torque	0.5 N*m		
Packaging			
Qty/Box	50pcs / box		
Other accessories options			
See accessories section			
Notes:			
	Connector available with different led colour		Connector available with different led colour


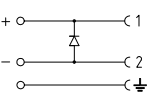
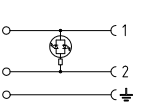
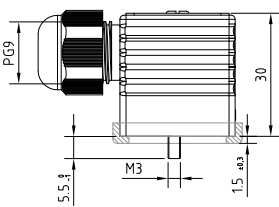
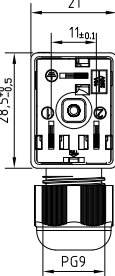
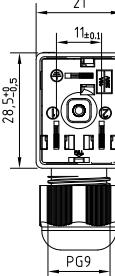
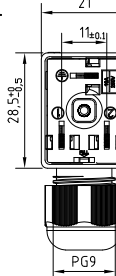
# VALVE CONNECTORS

Field attachable connectors - Form B - Industrial



<b>Product description</b>					
DIN valve connectors		DIN valve connectors			
Industrial		Industrial			
B		B			
<b>M1NS2RV1</b>	<b>M1NS2RV2</b>	<b>M1NS2RV3</b>	<b>M1TS2RL1</b>	<b>M1TS2RL2</b>	<b>M1TS2RL3</b>
Rectangular connector M1 series complete with gasket and fixing screw. Connector with electronic.			Rectangular connector M1 series complete with gasket and fixing screw. Connector with electronic.		
11mm		11mm			
2poles + P.E.		2poles + P.E.			
H.12 (turnable)		H.12 (turnable)			
Black		Transparent			
30mm		30mm			
PG9		PG9			
Profiled NBR gasket		Profiled NBR gasket			
<b>Technical data</b>					
Screw contacts		Screw contacts			
0.5 N*m		0.5 N*m			
24V AC	115V AC	230V AC	24V AC	115V AC	230V AC
Full-Wave Bridge Rectifier + Varistor		Full-Wave Bridge Rectifier + Varistor + Led			
-		Red			
ø cable 6-8mm		ø cable 6-8mm			
M3 L=32.5mm		M3 L=32.5mm			
Iron+Zinc plated		Iron+Zinc plated			
0.5 N*m		0.5 N*m			
<b>Packaging</b>					
50pcs / box		50pcs / box			
<b>Other accessories options</b>					
See accessories section					
<b>Notes:</b>					
		Connector available with different led colour			



<b>Technical drawing</b>				
				
<b>Product description</b>				
Connector type	DIN valve connectors	DIN valve connectors	DIN valve connectors	
Conforms to	Industrial	Industrial	Industrial	
Construction type	B	B	B	
Part number	<b>M1NS2000-SK</b>	<b>M1NS2D03-SK</b>	<b>M1TS2L01-SK</b>	<b>M1TS2L02-SK</b> <b>M1TS2L03-SK</b>
Description	Rectangular connector M1 series complete with gasket and fixing screw. Connector without electronic.	Rectangular connector M1 series complete with gasket and fixing screw. Connector with electronic.	Rectangular connector M1 series complete with gasket and fixing screw. Connector with electronic.	
Contacts spacing	11mm	11mm	11mm	
Number of contacts	2poles + P.E.	2poles + P.E.	2poles + P.E.	
Earth positioning	H.12 (turnable)	H.12 (turnable)	H.12 (turnable)	
Housing colour	Black	Black	Transparent	
Housing height	30mm	30mm	30mm	
Cable gland	SK - PG9	SK - PG9	SK - PG9	
Gasket type	Profiled NBR gasket	Profiled NBR gasket	Profiled NBR gasket	
<b>Technical data</b>				
Type of termination	Screw contacts	Screw contacts	Screw contacts	
Contact screw torque	0.5 N*m	0.5 N*m	0.5 N*m	
Rated voltage	250V AC/ 300VDC	1-230V DC	24V AC/DC	115V AC/DC   230V AC/DC
Circuit type	-	Diode(1A)	Bipolar Led	
Led colour	-	-	Red	
Suitable cable	∅ cable 4-8.6mm	∅ cable 4-8.6mm	∅ cable 4-8.6mm	
Central fixing screw	M3 L=32.5mm	M3 L=32.5mm	M3 L=32.5mm	
Central fixing screw material	Iron+Zinc plated	Iron+Zinc plated	Iron+Zinc plated	
Central screw torque	0.5 N*m	0.5 N*m	0.5 N*m	
<b>Packaging</b>				
Qty/Box	50pcs / box	50pcs / box	50pcs / box	
<b>Other accessories options</b>				
See accessories section				
<b>Notes:</b>				
	Connector available with different circuits.		Connector available with different led colour	

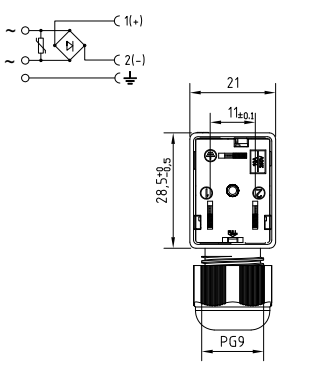
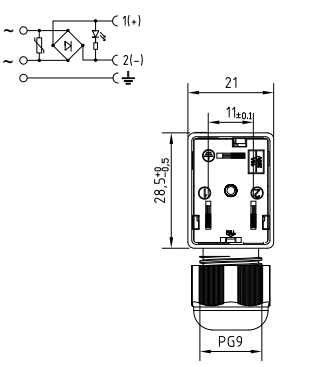
# VALVE CONNECTORS

Field attachable connectors - Form B - Industrial



Technical drawing			
Product description			
Connector type	DIN valve connectors		
Conforms to	Industrial		
Construction type	B		
Part number	<b>M1TS2DL1-SK</b>	<b>M1TS2DL2-SK</b>	<b>M1TS2DL3-SK</b>
Description	Rectangular connector M1 series complete with gasket and fixing screw. Connector with electronic.		
Contacts spacing	11mm		
Number of contacts	2poles + P.E.		
Earth positioning	H.12 (turnable)		
Housing colour	Transparent		
Housing height	30mm		
Cable gland	SK - PG9		
Gasket type	Profiled NBR gasket		
Technical data			
Type of termination	Screw contacts		
	0.5 N*m		
Rated voltage	24V DC	115V DC	230V DC
Circuit type	Led + Diode(1A)		Full-Wave Bridge Rectifier (1A)
Led colour	Red		-
Suitable cable	ø cable 4-8.6mm		
Central fixing screw	M3 L=32.5mm		
Central fixing screw material	Iron+Zinc plated		
Central screw torque	0.5 N*m		
Packaging			
Qty/Box	50pcs / box		
Other accessories options			
See accessories section			
Notes:			
	Connector available with different led colour		Connector available with different led colour



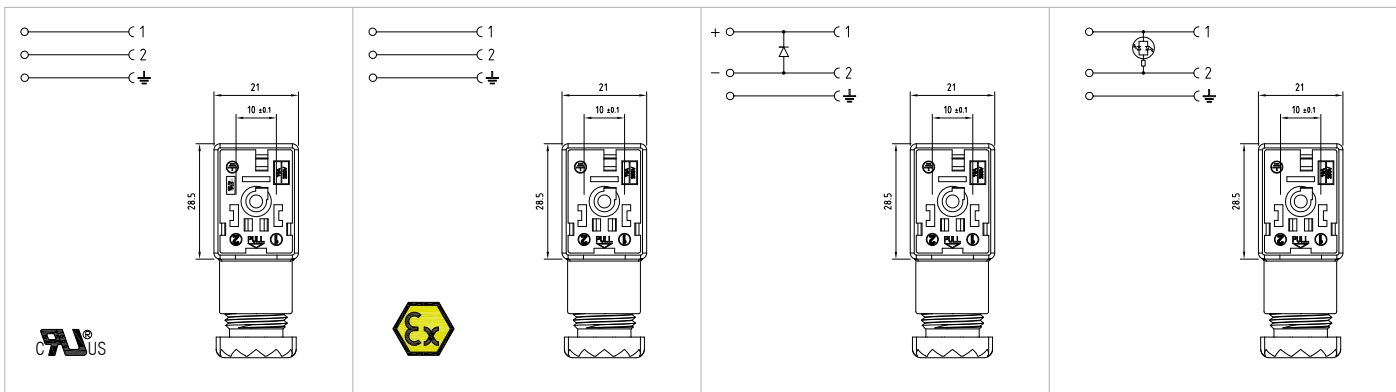
 <p>~ C 1(+) ~ C 2(-) ~ C</p> <p>21 11±0,1 28.5±0,5 PG9</p>	 <p>~ C 1(+) ~ C 2(-) ~ C</p> <p>21 11±0,1 28.5±0,5 PG9</p>		
<b>Product description</b>			
DIN valve connectors	DIN valve connectors		
Industrial	Industrial		
B	B		
<b>M1NS2RV1-SK M1NS2RV2-SK M1NS2RV3-SK</b>	<b>M1TS2RL1-SK M1TS2RL2-SK M1TS2RL3-SK</b>		
Rectangular connector M1 series complete with gasket and fixing screw. Connector with electronic.	Rectangular connector M1 series complete with gasket and fixing screw. Connector with electronic.		
11mm	11mm		
2poles + P.E.	2poles + P.E.		
H.12 (turnable)	H.12 (turnable)		
Black	Transparent		
30mm	30mm		
SK - PG9	SK - PG9		
Profiled NBR gasket	Profiled NBR gasket		
<b>Technical data</b>			
Screw contacts	Screw contacts		
0.5 N*m	0.5 N*m		
24V AC 115V AC 230V AC	24V AC 115V AC 230V AC		
Full-Wave Bridge Rectifier + Varistor	Full-Wave Bridge Rectifier + Varistor + Led		
-	Red		
ø cable 4-8.6mm	ø cable 4-8.6mm		
M3 L=32.5mm	M3 L=32.5mm		
Iron+Zinc plated	Iron+Zinc plated		
0.5 N*m	0.5 N*m		
<b>Packaging</b>			
50pcs / box	50pcs / box		
<b>Other accessories options</b>			
See accessories section			
<b>Notes:</b>			
	Connector available with different led colour		

# VALVE CONNECTORS

Field attachable connectors - Form B  
EN175301-803(DIN43650)



<b>Technical drawing</b>			
<b>Product description</b>			
Connector type	DIN valve connectors	DIN valve connectors	
Conforms to	EN175301-803	EN175301-803	
Construction type	B	B	
Part number	<b>M2NS2000</b>	<b>M2NF2000</b>	
Description	Rectangular connector M2 series complete with gasket and fixing screw. Connector without electronic.	Rectangular connector M2 series complete with gasket and fixing screw. Connector without electronic.	
Contacts spacing	10mm	10mm	
Number of contacts	2poles + P.E.	2poles + P.E.	
Earth positioning	H.12 (turnable)	H.12 (turnable)	
Housing colour	Black	Black	
Housing height	30mm	30mm	
Cable gland	PG9	1/2"NPTF	
Gasket type	Profiled NBR gasket	Profiled NBR gasket	
<b>Technical data</b>			
Type of termination	Screw contacts	Screw contacts	
Contact screw torque	0.5 N*m	0.5 N*m	
Rated voltage	250V AC/ 300VDC	250V AC/ 300VDC	
Circuit type	-	-	
Led colour	-	-	
Suitable cable	∅ cable 6-8mm	∅ cable 6-8mm	
Central fixing screw	M3 L=32.5mm	M3 L=32.5mm	
Central fixing screw material	Iron+Zinc plated	Iron+Zinc plated	
Central screw torque	0.5 N*m	0.5 N*m	
<b>Packaging</b>			
Qty/Box	50pcs / box	50pcs / box	
<b>Other accessories options</b>			
See accessories section			
<b>Notes:</b>		Connector with Grey Housing: P/N M2GS2000	Connector with Grey Housing: P/N M2GF2000 Connector without press-cable screw



### Product description

DIN valve connectors	DIN valve connectors	DIN valve connectors	DIN valve connectors
EN175301-803	EN175301-803	EN175301-803	EN175301-803
B	B	B	B
<b>M2NS2000-UL</b>	<b>M2NS2000-ATEX</b>	<b>M2NS2D03</b>	<b>M2TS2L01</b> <b>M2TS2L02</b> <b>M2TS2L03</b>
Rectangular connector M2 series, UL approved, complete with gasket and fixing screw. Connector without electronic.	Rectangular connector M2 series, ATEX conform, complete with gasket and fixing screw. Connector without electronic.	Rectangular connector M2 series complete with gasket and fixing screw. Connector with electronic.	Rectangular connector M2 series complete with gasket and fixing screw. Connector with electronic.
10mm	10mm	10mm	10mm
2poles + P.E.	2poles + P.E.	2poles + P.E.	2poles + P.E.
H.12 (turnable)	H.12 (turnable)	H.12 (turnable)	H.12 (turnable)
Black	Black	Black	Transparent
30mm	30mm	30mm	30mm
PG9	PG9	PG9	PG9
Profiled NBR gasket	Flat Silicone gasket	Profiled NBR gasket	Profiled NBR gasket

### Technical data

Screw contacts	Screw contacts	Screw contacts	Screw contacts
0.5 N*m	0.5 N*m	0.5 N*m	0.5 N*m
250V AC/ 300VDC	230V AC/ 300VDC	1-230V DC	24V AC/DC   115V AC/DC   230V AC/DC
-	-	Diode(1A)	Bipolar Led
-	-	-	Red
∅ cable 6-8mm	∅ cable 6-8mm	∅ cable 6-8mm	∅ cable 6-8mm
M3 L=32.5mm	M3 L=32.5mm	M3 L=32.5mm	M3 L=32.5mm
Iron+Zinc plated	Iron+Zinc plated	Iron+Zinc plated	Iron+Zinc plated
0.5 N*m	0.5 N*m	0.5 N*m	0.5 N*m

### Packaging

50pcs / box	Singly packed in plastic bag	50pcs / box	50pcs / box
-------------	------------------------------	-------------	-------------

### Other accessories options

See accessories section

<b>Notes:</b> Connector available with different circuits.			Connector available with different led colour
---	--	--	---

# VALVE CONNECTORS

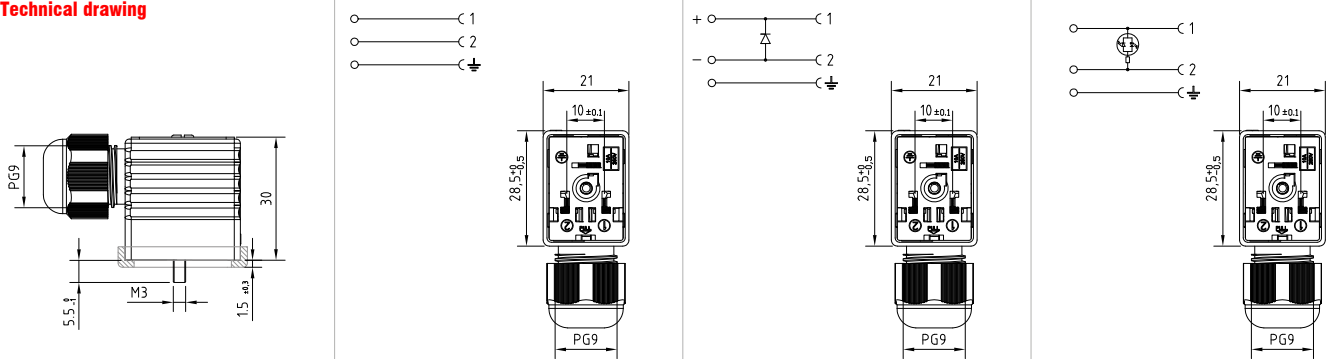
Field attachable connectors - Form B  
EN175301-803(DIN43650)



<b>Technical drawing</b>						
<b>Product description</b>						
Connector type	DIN valve connectors			DIN valve connectors		
Conforms to	EN175301-803			EN175301-803		
Construction type	B			B		
Part number	<b>M2TS2DL1</b>	<b>M2TS2DL2</b>	<b>M2TS2DL3</b>	<b>M2TS2VL1</b>	<b>M2TS2VL2</b>	<b>M2TS2VL3</b>
Description	Rectangular connector M2 series complete with gasket and fixing screw. Connector with electronic.			Rectangular connector M2 series complete with gasket and fixing screw. Connector with electronic.		
Contacts spacing	10mm			10mm		
Number of contacts	2poles + P.E.			2poles + P.E.		
Earth positioning	H.12 (turnable)			H.12 (turnable)		
Housing colour	Transparent			Transparent		
Housing height	30mm			30mm		
Cable gland	PG9			PG9		
Gasket type	Profiled NBR gasket			Profiled NBR gasket		
<b>Technical data</b>						
Type of termination	Screw contacts			Screw contacts		
Contact screw torque	0.5 N*m			0.5 N*m		
Rated voltage	24V DC	115V DC	230V DC	24V AC/DC	115V AC/DC	230V AC/DC
Circuit type	Led + Diode(1A)			Bipolar Led + Varistor		
Led colour	Red			Red		
Suitable cable	ø cable 6-8mm			ø cable 6-8mm		
Central fixing screw	M3 L=32.5mm			M3 L=32.5mm		
Central fixing screw material	Iron+Zinc plated			Iron+Zinc plated		
Central screw torque	0.5 N*m			0.5 N*m		
<b>Packaging</b>						
Qty/Box	50pcs / box			50pcs / box		
<b>Other accessories options</b>						
See accessories section						
<b>Notes:</b>						
Connector available with different led colour			Connector available with different led colour			



**Technical drawing**



**Product description**

Connector type	DIN valve connectors	DIN valve connectors	DIN valve connectors
Conforms to	EN175301-803	EN175301-803	EN175301-803
Construction type	B	B	B
Part number	<b>M2NS2000-SK</b>	<b>M2NS2D03-SK</b>	<b>M2TS2L01-SK</b>   <b>M2TS2L02-SK</b>   <b>M2TS2L03-SK</b>
Description	Rectangular connector M2 series complete with gasket and fixing screw. Connector without electronic.	Rectangular connector M2 series complete with gasket and fixing screw. Connector with electronic.	Rectangular connector M2 series complete with gasket and fixing screw. Connector with electronic.
Contacts spacing	10mm	10mm	10mm
Number of contacts	2poles + P.E.	2poles + P.E.	2poles + P.E.
Earth positioning	H.12 (turnable)	H.12 (turnable)	H.12 (turnable)
Housing colour	Black	Black	Transparent
Housing height	30mm	30mm	30mm
Cable gland	SK - PG9	SK - PG9	SK - PG9
Gasket type	Profiled NBR gasket	Profiled NBR gasket	Profiled NBR gasket

**Technical data**

Type of termination	Screw contacts	Screw contacts	Screw contacts
Contact screw torque	0.5 N*m	0.5 N*m	0.5 N*m
Rated voltage	250V AC/ 300VDC	1-230V DC	24V AC/DC   115V AC/DC   230V AC/DC
Circuit type	-	Diode(1A)	Bipolar Led
Led colour	-	-	Red
Suitable cable	∅ cable 4-8.6mm	∅ cable 4-8.6mm	∅ cable 4-8.6mm
Central fixing screw	M3 L=32.5mm	M3 L=32.5mm	M3 L=32.5mm
Central fixing screw material	Iron+Zinc plated	Iron+Zinc plated	Iron+Zinc plated
Central screw torque	0.5 N*m	0.5 N*m	0.5 N*m

**Packaging**

Qty/Box	50pcs / box	50pcs / box	50pcs / box
---------	-------------	-------------	-------------

**Other accessories options**

See accessories section

**Notes:**

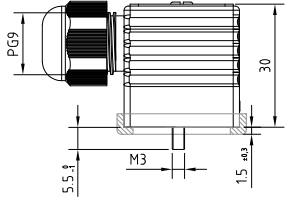
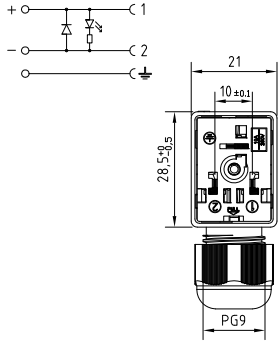
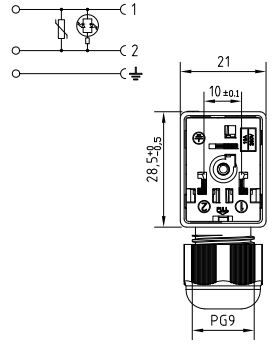
Connector available with different circuits.

Connector available with different led colour

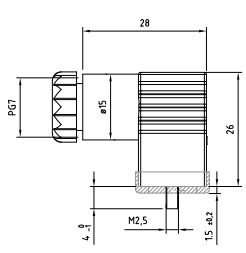
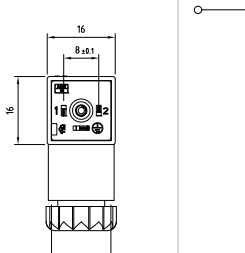
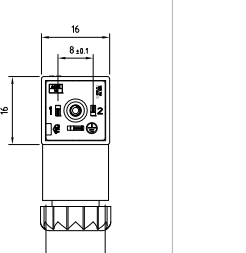



## VALVE CONNECTORS

Field attachable connectors - Form B  
EN175301-803(DIN43650)



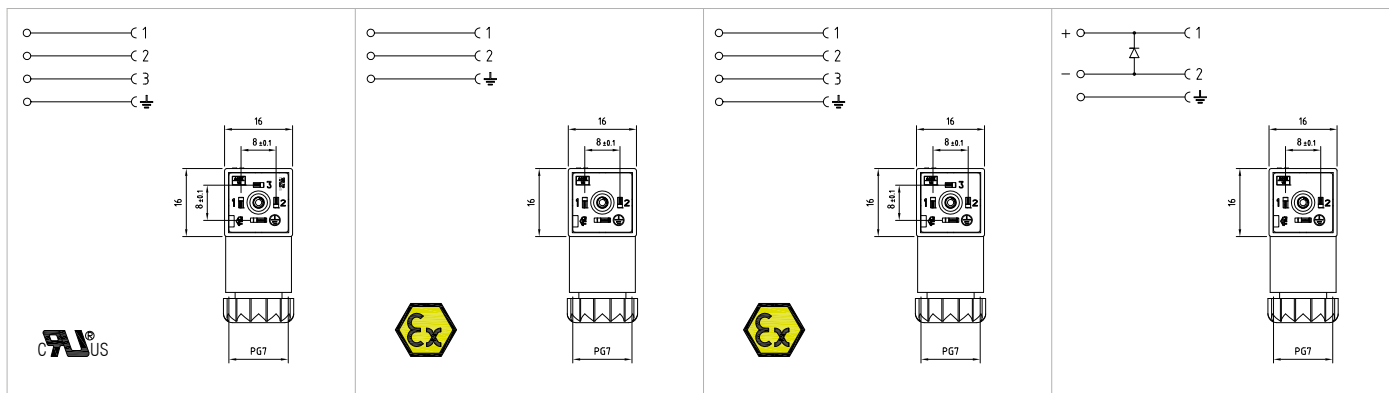
Technical drawing						
						
Product description						
Connector type	DIN valve connectors			DIN valve connectors		
Conforms to	EN175301-803			EN175301-803		
Construction type	B			B		
Part number	<b>M2TS2DL1-SK</b>	<b>M2TS2DL2-SK</b>	<b>M2TS2DL3-SK</b>	<b>M2TS2VL1-SK</b>	<b>M2TS2VL2-SK</b>	<b>M2TS2VL3-SK</b>
Description	Rectangular connector M2 series complete with gasket and fixing screw. Connector with electronic.			Rectangular connector M2 series complete with gasket and fixing screw. Connector with electronic.		
Contacts spacing	10mm			10mm		
Number of contacts	2poles + P.E.			2poles + P.E.		
Earth positioning	H.12 (turnable)			H.12 (turnable)		
Housing colour	Transparent			Transparent		
Housing height	30mm			30mm		
Cable gland	SK - PG9			SK - PG9		
Gasket type	Profiled NBR gasket			Profiled NBR gasket		
Technical data						
Type of termination	Screw contacts 0.5 N*m			Screw contacts 0.5 N*m		
Rated voltage	24V DC	115V DC	230V DC	24V AC/DC	115V AC/DC	230V AC/DC
Circuit type	Led + Diode(1A)			Bipolar Led + Varistor		
Led colour	Red			Red		
Suitable cable	ø cable 4-8.6mm			ø cable 4-8.6mm		
Central fixing screw	M3 L=32.5mm			M3 L=32.5mm		
Central fixing screw material	Iron+Zinc plated			Iron+Zinc plated		
Central screw torque	0.5 N*m			0.5 N*m		
Packaging						
Qty/Box	50pcs / box			50pcs / box		
Other accessories options						
See accessories section						
Notes:						
Connector available with different led colour			Connector available with different led colour			



Technical drawing				
				
Product description				
Connector type	DIN valve connectors	DIN valve connectors	DIN valve connectors	DIN valve connectors
Conforms to	EN175301-803	EN175301-803	EN175301-803	EN175301-803
Construction type	C	C	C	C
Part number	<b>P1NZ2000</b>	<b>P1NZ3000</b>	<b>P1NZ2000-UL</b>	<b>P1NZ2000-UL</b>
Description	Square micro connector P1 series complete with gasket and fixing screw. Connector without electronic.	Square micro connector P1 series complete with gasket and fixing screw. Connector without electronic.	Square micro connector P1 series complete with gasket and fixing screw. Connector without electronic.	Square micro connector P1 series, UL approved, complete with gasket and fixing screw. Connector without electronic.
Contacts spacing	8mm	8mm	8mm	8mm
Number of contacts	2poles + P.E.	3poles + P.E.	2poles + P.E.	2poles + P.E.
Earth positioning	H.6 (turnable)	H.6 (turnable)	H.6 (turnable)	H.6 (turnable)
Housing colour	Black	Black	Black	Black
Housing height	26mm	26mm	26mm	26mm
Cable gland	PG7	PG7	PG7	PG7
Gasket type	Profiled NBR gasket	Profiled NBR gasket	Profiled NBR gasket	Profiled NBR gasket
Technical data				
Type of termination	Screw contacts	Screw contacts	Screw contacts	Screw contacts
Contact screw torque	0.25 N*m	0.25 N*m	0.25 N*m	0.25 N*m
Rated voltage	250V AC/ 300VDC	250V AC/ 300VDC	250V AC/ 300VDC	250V AC/ 300VDC
Circuit type	-	-	-	-
Led colour	-	-	-	-
Suitable cable	∅ cable 4-6mm	∅ cable 4-6mm	∅ cable 4-6mm	∅ cable 4-6mm
Central fixing screw	M2.5 L=28mm	M2.5 L=28mm	M2.5 L=28mm	M2.5 L=28mm
Central fixing screw material	Iron + Zinc plated	Iron + Zinc plated	Iron + Zinc plated	Iron + Zinc plated
Central screw torque	0.4 N*m	0.4 N*m	0.4 N*m	0.4 N*m
Packaging				
Qty/Box	100pcs / box	100pcs / box	100pcs / box	100pcs / box
Other accessories options				
See accessories section				
Notes:				
	Connector with Grey Housing: P/N P1GZ2000	Connector with Grey Housing: P/N P1GZ3000	Connector available with different circuits.	

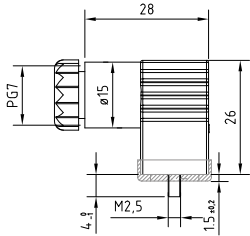
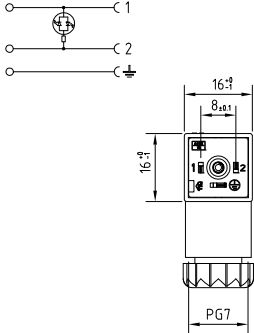
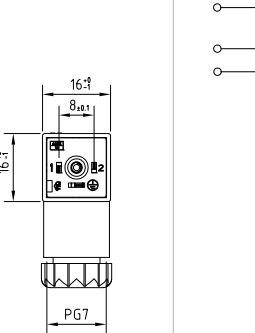
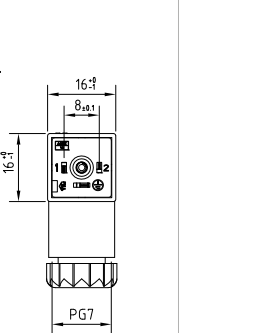
# VALVE CONNECTORS

Field attachable connectors - Form C  
EN175301-803(DIN43650)



<b>Product description</b>			
DIN valve connectors	DIN valve connectors	DIN valve connectors	DIN valve connectors
EN175301-803	EN175301-803	EN175301-803	EN175301-803
C	C	C	C
<b>P1NZ3000-UL</b>	<b>P1NZ2000-ATEX</b>	<b>P1NZ3000-ATEX</b>	<b>P1NZ2D03</b>
Square micro connector P1 series, UL approved, complete with gasket and fixing screw. Connector without electronic.	Square micro connector P1 series, ATEX conform, complete with gasket and fixing screw. Connector without electronic.	Square micro connector P1 series, ATEX conform, complete with gasket and fixing screw. Connector without electronic.	Square micro connector P1 series complete with gasket and fixing screw. Connector with electronic.
8mm	8mm	8mm	8mm
3poles + P.E.	2poles + P.E.	3poles + P.E.	2poles + P.E.
H.6 (turnable)	H.6 (turnable)	H.6 (turnable)	H.6 (turnable)
Black	Black	Black	Black
26mm	26mm	26mm	26mm
PG7	PG7	PG7	PG7
Profiled NBR gasket	Flat Silicone gasket	Flat Silicone gasket	Profiled NBR gasket
<b>Technical data</b>			
Screw contacts	Screw contacts	Screw contacts	Screw contacts
0.25 N*m	0.25 N*m	0.25 N*m	0.25 N*m
250V AC/ 300VDC	230V AC/ 300VDC	230V AC/ 300VDC	1-230V DC
-	-	-	Diode(1A)
-	-	-	-
ø cable 4-6mm	ø cable 4-6mm	ø cable 4-6mm	ø cable 4-6mm
M2.5 L=28mm	M2.5 L=28mm	M2.5 L=28mm	M2.5 L=28mm
Iron+Zinc plated	Iron+Zinc plated	Iron+Zinc plated	Iron+Zinc plated
0.4 N/m	0.4 N*m	0.4 N*m	0.4 N*m
<b>Packaging</b>			
100pcs / box	Singly packed in plastic bag	Singly packed in plastic bag	100pcs / box
<b>Other accessories options</b>			
See accessories section			
<b>Notes:</b>			
Connector available with different circuits.			



Technical drawing											
											
Product description											
Connector type			DIN valve connectors			DIN valve connectors			DIN valve connectors		
Conforms to			EN175301-803			EN175301-803			EN175301-803		
Construction type			C			C			C		
Part number			<b>P1T22L01</b>	<b>P1T22L02</b>	<b>P1T22L03</b>	<b>P1T22DL1</b>	<b>P1T22DL2</b>	<b>P1T22DL3</b>	<b>P1T22VL1</b>	<b>P1T22VL2</b>	<b>P1T22VL3</b>
Description			Square micro connector P1 series complete with gasket and fixing screw. Connector with electronic.			Square micro connector P1 series complete with gasket and fixing screw. Connector with electronic.			Square micro connector P1 series complete with gasket and fixing screw. Connector with electronic.		
Contacts spacing			8mm			8mm			8mm		
Number of contacts			2poles + P.E.			2poles + P.E.			2poles + P.E.		
Earth positioning			H.6 (turnable)			H.6 (turnable)			H.6 (turnable)		
Housing colour			Transparent			Transparent			Transparent		
Housing height			26mm			26mm			26mm		
Cable gland			PG7			PG7			PG7		
Gasket type			Profiled NBR gasket			Profiled NBR gasket			Profiled NBR gasket		
Technical data											
Type of termination			Screw contacts			Screw contacts			Screw contacts		
Contact screw torque			0.25 N*m			0.25 N*m			0.25 N*m		
Rated voltage			24V AC/DC	115V AC/DC	230V AC/DC	24V DC	115V DC	230V DC	24V AC/DC	115V AC/DC	230V AC/DC
Circuit type			Bipolar led			Led + Diode(1A)			Bipolar Led + Varistor		
Led colour			Red			Red			Red		
Suitable cable			ø cable 4-6mm			ø cable 4-6mm			ø cable 4-6mm		
Central fixing screw			M2.5 L=28mm			M2.5 L=28mm			M2.5 L=28mm		
Central fixing screw material			Iron+Zinc plated			Iron+Zinc plated			Iron+Zinc plated		
Central screw torque			0.4 N*m			0.4 N*m			0.4 N*m		
Packaging											
Qty/Box			100pcs / box			100pcs / box			100pcs / box		
Other accessories options											
See accessories section											
Notes:											
			Connector available with different led colour			Connector available with different led colour			Connector available with different led colour		

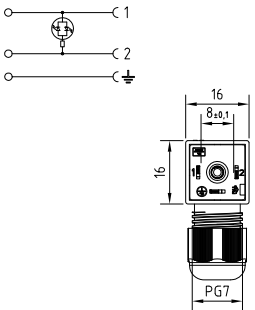
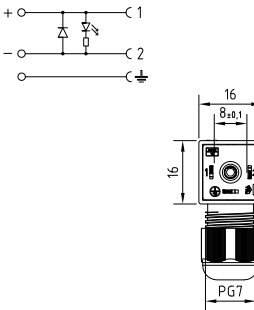
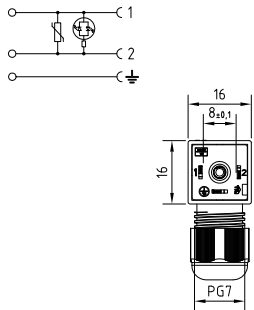
# VALVE CONNECTORS

Field attachable connectors - Form C  
EN175301-803(DIN43650)



<b>Technical drawing</b>			
<b>Product description</b>			
Connector type	DIN valve connectors	DIN valve connectors	DIN valve connectors
Conforms to	EN175301-803	EN175301-803	EN175301-803
Construction type	C	C	C
Part number	<b>P1NZ2000-SK</b>	<b>P1NZ3000-SK</b>	<b>P1NZ2D03-SK</b>
Description	Square micro connector P1 series complete with gasket and fixing screw. Connector without electronic.	Square micro connector P1 series complete with gasket and fixing screw. Connector without electronic.	Square micro connector P1 series complete with gasket and fixing screw. Connector with electronic.
Contacts spacing	8mm	8mm	8mm
Number of contacts	2poles + P.E.	3poles + P.E.	2poles + P.E.
Earth positioning	H.6 (turnable)	H.6 (turnable)	H.6 (turnable)
Housing colour	Black	Black	Black
Housing height	26mm	26mm	26mm
Cable gland	SK - PG7	SK - PG7	SK - PG7
Gasket type	Profiled NBR gasket	Profiled NBR gasket	Profiled NBR gasket
<b>Technical data</b>			
Type of termination	Screw contacts	Screw contacts	Screw contacts
Contact screw torque	0.25 N*m	0.25 N*m	0.25 N*m
Rated voltage	250V AC/ 300VDC	250V AC/ 300VDC	1-230V DC
Circuit type	-	-	Diode(1A)
Led colour	-	-	-
Suitable cable	ø cable 3.5-5.5mm	ø cable 3.5-5.5mm	ø cable 3.5-5.5mm
Central fixing screw	M2.5 L=28mm	M2.5 L=28mm	M2.5 L=28mm
Central fixing screw material	Iron+Zinc plated	Iron+Zinc plated	Iron+Zinc plated
Central screw torque	0.4 N*m	0.4 N*m	0.4 N*m
<b>Packaging</b>			
Qty/Box	100pcs / box	100pcs / box	100pcs / box
<b>Other accessories options</b>			
See accessories section			
<b>Notes:</b>			
	Connector available with different circuits.	Connector available with different circuits.	



			
<b>Product description</b>			
DIN valve connectors	DIN valve connectors	DIN valve connectors	
EN175301-803	EN175301-803	EN175301-803	
C	C	C	
<b>P1TZ2L01-SK P1TZ2L02-SK P1TZ2L03-SK P1TZ2DL1-SK P1TZ2DL2-SK P1TZ2DL3-SK P1TZ2VL2-SK P1TZ2VL3-SK P1TZ2VL1-SK</b>			
Square micro connector P1 series complete with gasket and fixing screw. Connector with electronic.	Square micro connector P1 series complete with gasket and fixing screw. Connector with electronic.	Square micro connector P1 series complete with gasket and fixing screw. Connector with electronic.	
8mm	8mm	8mm	
2poles + P.E.	2poles + P.E.	2poles + P.E.	
H.6 (turnable)	H.6 (turnable)	H.6 (turnable)	
Transparent	Transparent	Transparent	
26mm	26mm	26mm	
SK - PG7	SK - PG7	SK - PG7	
Profiled NBR gasket	Profiled NBR gasket	Profiled NBR gasket	
<b>Technical data</b>			
Screw contacts	Screw contacts	Screw contacts	
0.25 N*m	0.25 N*m	0.25 N*m	
24V AC/DC	24V DC	24V AC/DC	24V AC/DC
115V AC/DC	115V DC	115V AC/DC	115V AC/DC
230V AC/DC	230V DC	230V AC/DC	230V AC/DC
Bipolar led	Led + Diode(1A)	Bipolar Led + Varistor	
Red	Red	Red	
ø cable 3.5-5.5mm	ø cable 3.5-5.5mm	ø cable 3.5-5.5mm	
M2.5 L=28mm	M2.5 L=28mm	M2.5 L=28mm	
Iron+Zinc plated	Iron+Zinc plated	Iron+Zinc plated	
	0.4 N*m	0.4 N*m	
<b>Packaging</b>			
100pcs / box	100pcs / box	100pcs / box	
<b>Other accessories options</b>			
See accessories section			
<b>Notes:</b>			
Connector available with different led colour	Connector available with different led colour	Connector available with different led colour	


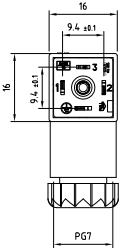

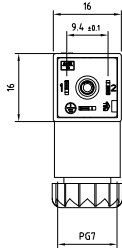

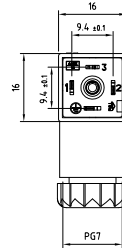
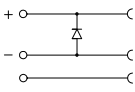
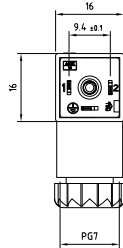
# VALVE CONNECTORS

Field attachable connectors - Form C - Industrial



<p><b>Technical drawing</b></p>			<p><b>RAUS</b></p>
<p><b>Product description</b></p>			
<p>Connector type</p>	<p>DIN valve connectors</p>	<p>DIN valve connectors</p>	<p>DIN valve connectors</p>
<p>Conforms to</p>	<p>Industrial</p>	<p>Industrial</p>	<p>Industrial</p>
<p>Construction type</p>	<p>C</p>	<p>C</p>	<p>C</p>
<p>Part number</p>	<p><b>P2NZ2000</b></p>	<p><b>P2NZ3000</b></p>	<p><b>P2NZ2000-UL</b></p>
<p>Description</p>	<p>Square micro connector P2 series complete with gasket and fixing screw. Connector without electronic.</p>	<p>Square micro connector P2 series complete with gasket and fixing screw. Connector without electronic.</p>	<p>Square micro connector P2 series, UL approved, complete with gasket and fixing screw. Connector without electronic.</p>
<p>Contacts spacing</p>	<p>9.4mm</p>	<p>9.4mm</p>	<p>9.4mm</p>
<p>Number of contacts</p>	<p>2poles + P.E.</p>	<p>3poles + P.E.</p>	<p>2poles + P.E.</p>
<p>Earth positioning</p>	<p>H.6 (turnable)</p>	<p>H.6 (turnable)</p>	<p>H.6 (turnable)</p>
<p>Housing colour</p>	<p>Black</p>	<p>Black</p>	<p>Black</p>
<p>Housing height</p>	<p>26mm</p>	<p>26mm</p>	<p>26mm</p>
<p>Cable gland</p>	<p>PG7</p>	<p>PG7</p>	<p>PG7</p>
<p>Gasket type</p>	<p>Profiled NBR gasket</p>	<p>Profiled NBR gasket</p>	<p>Profiled NBR gasket</p>
<p><b>Technical data</b></p>			
<p>Type of termination</p>	<p>Screw contacts</p>	<p>Screw contacts</p>	<p>Screw contacts</p>
<p>Contact screw torque</p>	<p>0.25 N*m</p>	<p>0.25 N*m</p>	<p>0.25 N*m</p>
<p>Rated voltage</p>	<p>250V AC/ 300VDC</p>	<p>250V AC/ 300VDC</p>	<p>250V AC/ 300VDC</p>
<p>Circuit type</p>	<p>-</p>	<p>-</p>	<p>-</p>
<p>Led colour</p>	<p>-</p>	<p>-</p>	<p>-</p>
<p>Suitable cable</p>	<p>Ø cable 4-6mm</p>	<p>Ø cable 4-6mm</p>	<p>Ø cable 4-6mm</p>
<p>Central fixing screw</p>	<p>M3 L=28mm</p>	<p>M3 L=28mm</p>	<p>M3 L=28mm</p>
<p>Central fixing screw material</p>	<p>Iron+Zinc plated</p>	<p>Iron+Zinc plated</p>	<p>Iron+Zinc plated</p>
<p>Central screw torque</p>	<p>0.5 N*m</p>	<p>0.5 N*m</p>	<p>0.5 N*m</p>
<p><b>Packaging</b></p>			
<p>Qty/Box</p>	<p>100pcs / box</p>	<p>100pcs / box</p>	<p>100pcs / box</p>
<p><b>Other accessories options</b></p>			
<p>See accessories section</p>			
<p><b>Notes:</b></p>			
	<p>Connector with Grey Housing: P/N P2GZ2000</p>	<p>Connector with Grey Housing: P/N P2GZ3000</p>	<p>Connector available with different circuits.</p>



  <p>CULUS</p>	  <p>Ex</p>	  <p>Ex</p>	 
<b>Product description</b>			
DIN valve connectors	DIN valve connectors	DIN valve connectors	DIN valve connectors
Industrial	Industrial	Industrial	Industrial
C	C	C	C
<b>P2NZ3000-UL</b>	<b>P2NZ2000-ATEX</b>	<b>P2NZ3000-ATEX</b>	<b>P2NZ2D03</b>
Square micro connector P2 series, UL approved, complete with gasket and fixing screw. Connector without electronic.	Square micro connector P2 series, ATEX conform, complete with gasket and fixing screw. Connector without electronic.	Square micro connector P2 series, ATEX conform, complete with gasket and fixing screw. Connector without electronic.	Square micro connector P2 series complete with gasket and fixing screw. Connector with electronic.
9.4mm	9.4mm	9.4mm	9.4mm
3poles + P.E.	2poles + P.E.	3poles + P.E.	2poles + P.E.
H.6 (turnable)	H.6 (turnable)	H.6 (turnable)	H.6 (turnable)
Black	Black	Black	Black
26mm	26mm	26mm	26mm
PG7	PG7	PG7	PG7
Profiled NBR gasket	Flat Silicone gasket	Flat Silicone gasket	Profiled NBR gasket
<b>Technical data</b>			
Screw contacts	Screw contacts	Screw contacts	Screw contacts
0.25 N*m	0.25 N*m	0.25 N*m	0.25 N*m
250V AC/ 300VDC	230V AC/ 300VDC	230V AC/ 300VDC	1-230V DC
-	-	-	Diode(1A)
-	-	-	-
ø cable 4-6mm	ø cable 4-6mm	ø cable 4-6mm	ø cable 4-6mm
M3 L=28mm	M3 L=28mm	M3 L=28mm	M3 L=28mm
Iron+Zinc plated	Iron+Zinc plated	Iron+Zinc plated	Iron+Zinc plated
0.5 N*m	0.5 N*m	0.5 N*m	0.5 N*m
<b>Packaging</b>			
100pcs / box	Singly packed in plastic bag	Singly packed in plastic bag	100pcs / box
<b>Other accessories options</b>			
See accessories section			
<b>Notes:</b>			
Connector available with different circuits.			

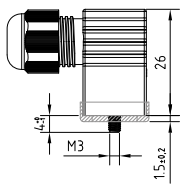

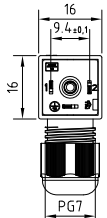

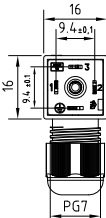
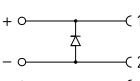
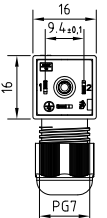
# VALVE CONNECTORS

Field attachable connectors - Form C - Industrial



Technical drawing											
Product description											
Connector type			DIN valve connectors			DIN valve connectors			DIN valve connectors		
Conforms to			Industrial			Industrial			Industrial		
Construction type			C			C			C		
Part number			<b>P2TZ2L01</b> <b>P2TZ2L02</b> <b>P2TZ2L03</b>			<b>P2TZ2DL1</b> <b>P2TZ2DL2</b> <b>P2TZ2DL3</b>			<b>P2TZ2VL1</b> <b>P2TZ2VL2</b> <b>P2TZ2VL3</b>		
Description			Square micro connector P2 series complete with gasket and fixing screw. Connector with electronic.			Square micro connector P2 series complete with gasket and fixing screw. Connector with electronic.			Square micro connector P2 series complete with gasket and fixing screw. Connector with electronic.		
Contacts spacing			9.4mm			9.4mm			9.4mm		
Number of contacts			2poles + P.E.			2poles + P.E.			2poles + P.E.		
Earth positioning			H.6 (turnable)			H.6 (turnable)			H.6 (turnable)		
Housing colour			Transparent			Transparent			Transparent		
Housing height			26mm			26mm			26mm		
Cable gland			PG7			PG7			PG7		
Gasket type			Profiled NBR gasket			Profiled NBR gasket			Profiled NBR gasket		
Technical data											
Type of termination			Screw contacts			Screw contacts			Screw contacts		
Contact screw torque			0.25 N*m			0.25 N*m			0.25 N*m		
Rated voltage			24V AC/DC   115V AC/DC   230V AC/DC			24V DC   115V DC   230V DC			24V AC/DC   115V AC/DC   230V AC/DC		
Circuit type			Bipolar led			Led + Diode(1A)			Bipolar Led + Varistor		
Led colour			Red			Red			Red		
Suitable cable			ø cable 4-6mm			ø cable 4-6mm			ø cable 4-6mm		
Central fixing screw			M3 L=28mm			M3 L=28mm			M3 L=28mm		
Central fixing screw material			Iron+Zinc plated			Iron+Zinc plated			Iron+Zinc plated		
Central screw torque			0.5 N*m			0.5 N*m			0.5 N*m		
Packaging											
Qty/Box			100pcs / box			100pcs / box			100pcs / box		
Other accessories options											
See accessories section											
Notes:											
			Connector available with different led colour			Connector available with different led colour			Connector available with different led colour		



Technical drawing			
	 	 	 
Product description			
Connector type	DIN valve connectors	DIN valve connectors	DIN valve connectors
Conforms to	Industrial	Industrial	Industrial
Construction type	C	C	C
Part number	<b>P2NZ2000-SK</b>	<b>P2NZ3000-SK</b>	<b>P2NZ2D03-SK</b>
Description	Square micro connector P2 series complete with gasket and fixing screw. Connector without electronic.	Square micro connector P2 series complete with gasket and fixing screw. Connector without electronic.	Square micro connector P2 series complete with gasket and fixing screw. Connector with electronic.
Contacts spacing	9.4mm	9.4mm	9.4mm
Number of contacts	2poles + P.E.	3poles + P.E.	2poles + P.E.
Earth positioning	H.6 (turnable)	H.6 (turnable)	H.6 (turnable)
Housing colour	Black	Black	Black
Housing height	26mm	26mm	26mm
Cable gland	SK - PG7	SK - PG7	SK - PG7
Gasket type	Profiled NBR gasket	Profiled NBR gasket	Profiled NBR gasket
Technical data			
Type of termination	Screw contacts	Screw contacts	Screw contacts
Contact screw torque	0.25 N*m	0.25 N*m	0.25 N*m
Rated voltage	250V AC/ 300VDC	250V AC/ 300VDC	1-230V DC
Circuit type	-	-	Diode(1A)
Led colour	-	-	-
Suitable cable	∅ cable 3.5-5.5mm	∅ cable 3.5-5.5mm	∅ cable 3.5-5.5mm
Central fixing screw	M3 L=28mm	M3 L=28mm	M3 L=28mm
Central fixing screw material	Iron + Zinc plated	Iron + Zinc plated	Iron + Zinc plated
Central screw torque	0.4 N*m	0.4 N*m	0.4 N*m
Packaging			
Qty/Box	100pcs / box	100pcs / box	100pcs / box
Other accessories options			
See accessories section			
Notes:			
	Connector available with different circuits.	Connector available with different circuits.	

# VALVE CONNECTORS

Field attachable connectors - Form C - Industrial



Technical drawing														
Product description														
Connector type			DIN valve connectors			DIN valve connectors			DIN valve connectors					
Conforms to			Industrial			Industrial			Industrial					
Construction type			C			C			C					
Part number			<b>P2TZ2L01-SK P2TZ2L02-SK P2TZ2L03-SK</b>			<b>P2TZ2DL1-SK P2TZ2DL2-SK P2TZ2DL3-SK</b>			<b>P2TZ2VL1-SK P2TZ2VL2-SK P2TZ2VL3-SK</b>					
Description			Square micro connector P2 series complete with gasket and fixing screw. Connector with electronic.			Square micro connector P2 series complete with gasket and fixing screw. Connector with electronic.			Square micro connector P2 series complete with gasket and fixing screw. Connector with electronic.					
Contacts spacing			9.4mm			9.4mm			9.4mm					
Number of contacts			2poles + P.E.			2poles + P.E.			2poles + P.E.					
Earth positioning			H.6 (turnable)			H.6 (turnable)			H.6 (turnable)					
Housing colour			Transparent			Transparent			Transparent					
Housing height			26mm			26mm			26mm					
Cable gland			SK - PG7			SK - PG7			SK - PG7					
Gasket type			Profiled NBR gasket			Profiled NBR gasket			Profiled NBR gasket					
Technical data														
Type of termination			Screw contacts			Screw contacts			Screw contacts					
			0.25 N*m			0.25 N*m			0.25 N*m					
Rated voltage			24V AC/DC		115V AC/DC		230V AC/DC		24V DC		115V DC		230V DC	
Circuit type			Bipolar led			Led + Diode(1A)			Bipolar Led + Varistor					
Led colour			Red			Red			Red					
Suitable cable			ø cable 3.5-5.5mm			ø cable 3.5-5.5mm			ø cable 3.5-5.5mm					
Central fixing screw			M3 L=28mm			M3 L=28mm			M3 L=28mm					
Central fixing screw material			Iron+Zinc plated			Iron+Zinc plated			Iron+Zinc plated					
Central screw torque			0.4 N*m			0.4 N*m			0.4 N*m					
Packaging														
Qty/Box			100pcs / box			100pcs / box			100pcs / box					
Other accessories options														
See accessories section														
Notes:														
			Connector available with different led colour			Connector available with different led colour			Connector available with different led colour					

### GENERAL FEATURES:

**Conductor cross section :**  
0.34(22AWG) ... 1.50mm<sup>2</sup>(16AWG).

**Fixing system :**  
Central fixing screw.

**Max. screw torque IEC60947-1**  
(Central fixing screw) :  
CG1-CM1-CM2-CP2 series: Max. 0.5 N \* m.  
CP1 series: Max. 0.4 N \* m.

**Type of terminations :**  
To solder.

**Contact material and treatment :**  
Brass + Silver plated.

**Housing material :**  
Polypropylene.

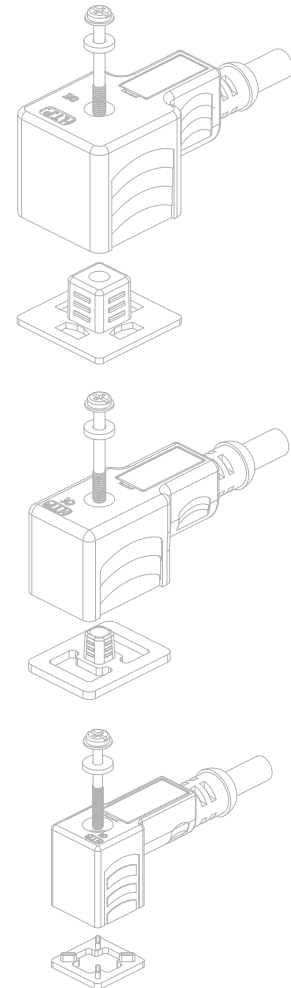
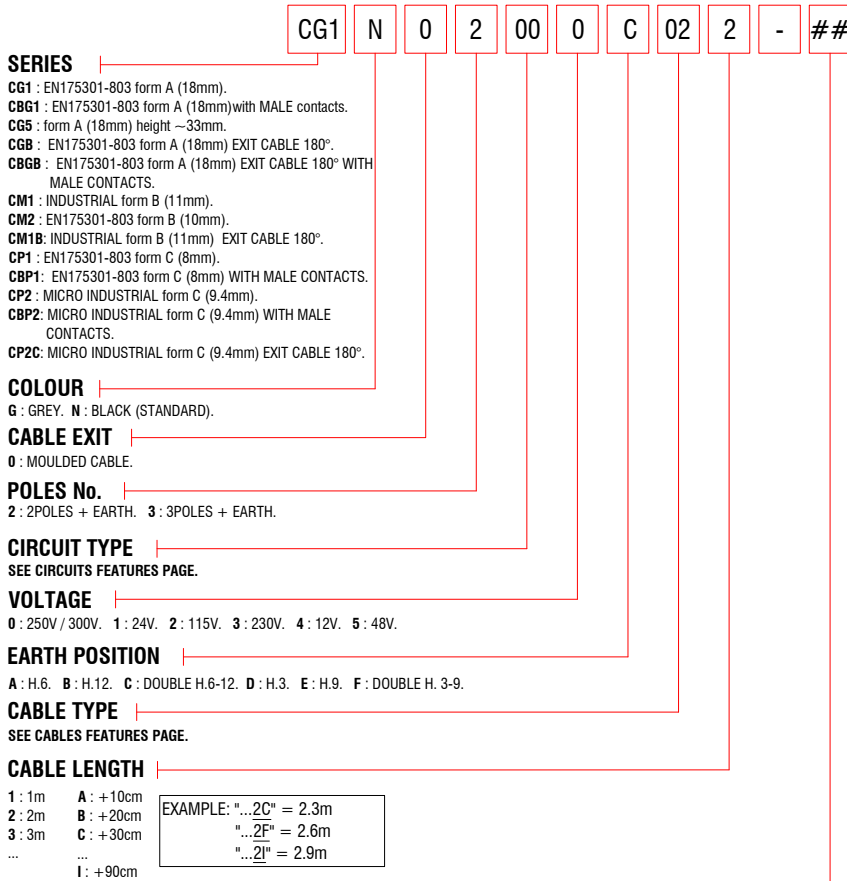
**Internal core material :**  
PA66.

**Flammability resistance :**  
UL94-V2 - Standard  
UL94-V0 - UL approved

**Protection class :**  
IP67.

**Operating temperature :**  
-25°C +90°C (connector).  
-25°C +120°C (UL approved connector).  
(NBR gasket -40°C +90°C).  
(Silicone gasket -40°C +125°C).

**Nominal current :**  
CG1-CG5-CM1-CM2 series: 10A.  
CP1-CP2 series: 3A.

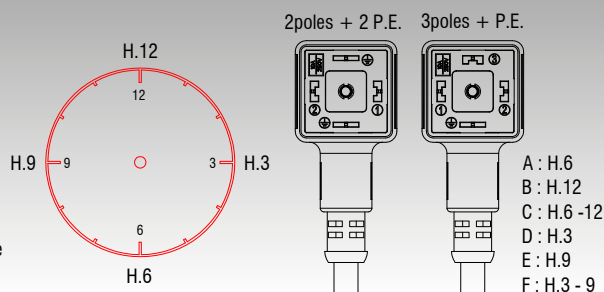


### SOME VARIABLES

L : PROFILED GASKET. SS : STAINLESS STEEL SCREW. Y : WITHOUT H.T.P.LOGO. UL : ULapproved (CG1/CG5 connectors - WITHOUT ELECTRONIC)  
4D : BRIDGE RECTIFIER WITH 4 DIODES. 3A : ELECTRONIC COMPONENTS 3A.  
12MA3 : EXTENSION M12 MALE 90° 3p. 12MD3 : EXTENSION M12 MALE 180° 3p.  
12FA3 : EXTENSION M12 FEMALE 90° 3p. 12FD3 : EXTENSION M12 FEMALE 180° 3p.

### EARTH PIN POSITION

Earth pin position for the DIN43650 valve connectors with moulded cable has to be specified because its internal core is fixed.  
The internal core cannot rotate as in the field attachable connectors.  
To define the earth pin position it is necessary to look at the face view of the connector with the cable exit side down.  
To easily identify the earth pin position you can compare the face view of the connector to a clock face view.



### STANDARD CONNECTION:

**2 P. + 2 P.E.:**  
1 : BROWN ●  
2 : BLUE ●  
P.E. : YELLOW-GREEN ●

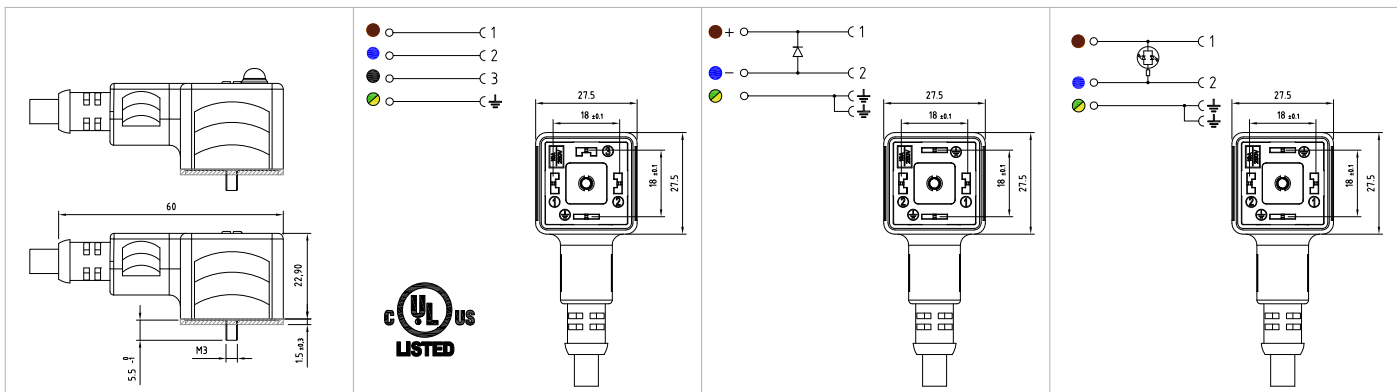
**3 P. + P.E.:**  
1 : BROWN ●  
2 : BLUE ●  
3 : BLACK ●  
P.E. : YELLOW-GREEN ●

# VALVE CONNECTORS

Moulded cable connectors - Form A  
EN175301-803(DIN43650)



Technical drawing							
<b>Product description</b>							
Connector type	DIN valve connectors	DIN valve connectors	DIN valve connectors	DIN valve connectors	DIN valve connectors	DIN valve connectors	DIN valve connectors
Conforms to	EN175301-803	EN175301-803	EN175301-803	EN175301-803	EN175301-803	EN175301-803	EN175301-803
Construction type	A	A	A	A	A	A	A
Part number	<b>CG1N02000C021</b>	<b>CG1N03000AB21</b>	<b>CG1N03000AB21</b>	<b>CG1N03000AB21</b>	<b>CG1N02000C161-UL</b>	<b>CG1N02000C161-UL</b>	<b>CG1N02000C161-UL</b>
Description	Square connector CG1 series complete with gasket and fixing screw. Connector without electronic.	Square connector CG1 series complete with gasket and fixing screw. Connector without electronic.	Square connector CG1 series complete with gasket and fixing screw. Connector without electronic.	Square connector CG1 series complete with gasket and fixing screw. Connector without electronic.	Square connector CG1 series, UL approved, complete with gasket and fixing screw. Connector without electronic.	Square connector CG1 series, UL approved, complete with gasket and fixing screw. Connector without electronic.	Square connector CG1 series, UL approved, complete with gasket and fixing screw. Connector without electronic.
Contacts spacing	18mm	18mm	18mm	18mm	18mm	18mm	18mm
Number of contacts	2poles + 2P.E.	3poles + P.E.	3poles + P.E.	3poles + P.E.	2poles + 2P.E.	2poles + 2P.E.	2poles + 2P.E.
Earth positioning	H.6-12	H.6	H.6	H.6	H.6-12	H.6-12	H.6-12
Housing colour	Black	Black	Black	Black	Black	Black	Black
Housing height	22.9mm	22.9mm	22.9mm	22.9mm	22.9mm	22.9mm	22.9mm
Gasket type	Integrated NBR gasket	Integrated NBR gasket	Integrated NBR gasket	Integrated NBR gasket	Integrated NBR gasket	Integrated NBR gasket	Integrated NBR gasket
<b>Technical data</b>							
Rated voltage	250V AC/ 300VDC	250V AC/ 300VDC	250V AC/ 300VDC	250V AC/ 300VDC	250V AC/ 300VDC	250V AC/ 300VDC	250V AC/ 300VDC
Circuit type	-	-	-	-	-	-	-
Led colour	-	-	-	-	-	-	-
Central fixing screw	M3 L=25mm	M3 L=25mm	M3 L=25mm	M3 L=25mm	M3 L=25mm	M3 L=25mm	M3 L=25mm
Central fixing screw material	Iron+Zinc plated	Iron+Zinc plated	Iron+Zinc plated	Iron+Zinc plated	Iron+Zinc plated	Iron+Zinc plated	Iron+Zinc plated
Central screw torque	0.5 N*m	0.5 N*m	0.5 N*m	0.5 N*m	0.5 N*m	0.5 N*m	0.5 N*m
Cable type	PVC/PVC IEC332-1 H05VVF	PVC/PVC IEC332-1 H05VVF	PVC/PVC IEC332-1 H05VVF	PVC/PVC IEC332-1 H05VVF	PVC/PVC ULstyle21179	PVC/PVC ULstyle21179	PVC/PVC ULstyle21179
Cable jacket colour	Black	Black	Black	Black	Black	Black	Black
No. Conductors / Section	3G0.75mm <sup>2</sup>	4G0.75mm <sup>2</sup>	4G0.75mm <sup>2</sup>	4G0.75mm <sup>2</sup>	3G18AWG	3G18AWG	3G18AWG
Conductor colours	Brown; Blue; Yellow-Green	Brown; Blue; Black; Yellow-Green	Brown; Blue; Black; Yellow-Green	Brown; Blue; Black; Yellow-Green	Brown; Blue; Yellow-Green	Brown; Blue; Yellow-Green	Brown; Blue; Yellow-Green
Cable diameter	ø6.7mm (±0.3)	ø7mm (±0.3)	ø7mm (±0.3)	ø7mm (±0.3)	ø6.2mm (±0.3)	ø6.2mm (±0.3)	ø6.2mm (±0.3)
Cable length	1m	1m	1m	1m	1m	1m	1m
<b>Packaging</b>							
Qty/Box	Variable according cable length.	Variable according cable length.	Variable according cable length.	Variable according cable length.	Variable according cable length.	Variable according cable length.	Variable according cable length.
<b>Other accessories options</b>							
See accessories section							
<b>Notes:</b>							
Connector available with different features: See the cable codification scheme page See the cables list section							



**Product description**

Connector type	DIN valve connectors	DIN valve connectors	DIN valve connectors
Conforms to	EN175301-803	EN175301-803	EN175301-803
Construction type	A	A	A
Part number	<b>CG1N03000A181-UL</b>	<b>CG1N02D03C021</b>	<b>CG1N02L01C021 CG1N02L02C021 CG1N02L03C021</b>
Description	Square connector CG1 series, UL approved, complete with gasket and fixing screw. Connector without electronic.	Square connector CG1 series complete with gasket and fixing screw. Connector with electronic.	Square connector CG1 series complete with gasket and fixing screw. Connector with electronic.
Contacts spacing	18mm	18mm	18mm
Number of contacts	3poles + P.E.	2poles + 2P.E.	2poles + 2P.E.
Earth positioning	H.6	H.6-12	H.6-12
Housing colour	Black	Black	Black
Housing height	22.9mm	22.9mm	22.9mm
Gasket type	Integrated NBR gasket	Integrated NBR gasket	Integrated NBR gasket

**Technical data**

Rated voltage	250V AC/ 300VDC	1-230V DC	24V AC/ DC	115V AC/DC	230V AC/DC
Circuit type	-	Diode(1A)	Bipolar Led		
Led colour	-	-	Red		
Central fixing screw	M3 L=25mm	M3 L=25mm	M3 L=25mm		
Central fixing screw material	Iron+Zinc plated	Iron+Zinc plated	Iron+Zinc plated		
Central screw torque	0.5 N*m	0.5 N*m	0.5 N*m		
Cable type	PVC/PVC ULstyle21179	PVC/PVC IEC332-1 H05VVF	PVC/PVC IEC332-1 H05VVF		
Cable jacket colour	Black	Black	Black		
No. Conductors / Section	4G18AWG	3G0.75mm <sup>2</sup>	3G0.75mm <sup>2</sup>		
Conductor colours	Brown; Blue; Black; Yellow-Green	Brown; Blue; Yellow-Green	Brown; Blue; Yellow-Green		
Cable diameter	ø6.5mm (±0.3)	ø6.7mm (±0.3)	ø6.7mm (±0.3)		
Cable length	1m	1m	1m		

**Packaging**

Qty/Box	Variable according cable length.	Variable according cable length.	
---------	----------------------------------	----------------------------------	--

**Other accessories options**

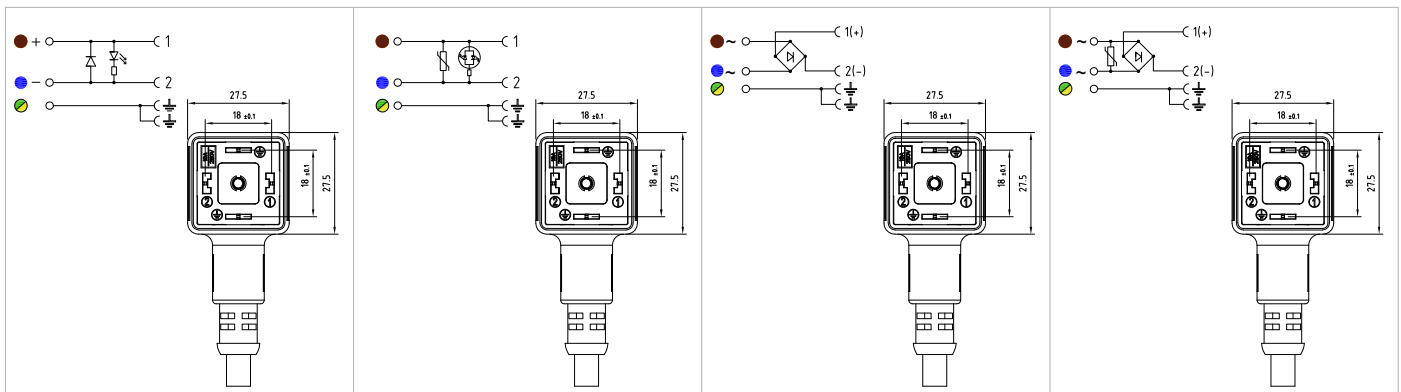
See accessories section

**Notes:**

Connector available with different features:  
See the cable codification scheme page  
See the cables list section

# VALVE CONNECTORS

Moulded cable connectors - Form A  
EN175301-803(DIN43650)



<b>Product description</b>					
DIN valve connectors	DIN valve connectors	DIN valve connectors	DIN valve connectors		
EN175301-803	EN175301-803	EN175301-803	EN175301-803		
A	A	A	A		
<b>CG1N02DL1C021 CG1N02DL2C021 CG1N02DL3C021</b>	<b>CG1N02VL1C021 CG1N02VL2C021 CG1N02VL3C021</b>	<b>CG1N02R03C021</b>	<b>CG1N02RV1C021 CG1N02RV2C021 CG1N02RV3C021</b>		
Square connector CG1 series complete with gasket and fixing screw. Connector with electronic.	Square connector CG1 series complete with gasket and fixing screw. Connector with electronic.	Square connector CG1 series complete with gasket and fixing screw. Connector with electronic.	Square connector CG1 series complete with gasket and fixing screw. Connector with electronic.		
18mm	18mm	18mm	18mm		
2poles + 2P.E.	2poles + 2P.E.	2poles + 2P.E.	2poles + 2P.E.		
H.6-12	H.6-12	H.6-12	H.6-12		
Black	Black	Black	Black		
22.9mm	22.9mm	22.9mm	22.9mm		
Integrated NBR gasket	Integrated NBR gasket	Integrated NBR gasket	Integrated NBR gasket		
<b>Technical data</b>					
24V DC	115V DC	230V DC	24V AC	115V AC	230V AC
Led + Diode(1A)	Bipolar Led + Varistor	Full-Wave Bridge Rectifier	Full-Wave Bridge Rectifier + Varistor		
Red	Red	-	-		
M3 L=25mm	M3 L=25mm	M3 L=25mm	M3 L=25mm		
Iron+Zinc plated	Iron+Zinc plated	Iron+Zinc plated	Iron+Zinc plated		
0.5 N*m	0.5 N*m	0.5 N*m	0.5 N*m		
PVC/PVC IEC332-1 H05VVF	PVC/PVC IEC332-1 H05VVF	PVC/PVC IEC332-1 H05VVF	PVC/PVC IEC332-1 H05VVF		
Black	Black	Black	Black		
3G0.75mm <sup>2</sup>	3G0.75mm <sup>2</sup>	3G0.75mm <sup>2</sup>	3G0.75mm <sup>2</sup>		
Brown; Blue; Yellow-Green	Brown; Blue; Yellow-Green	Brown; Blue; Yellow-Green	Brown; Blue; Yellow-Green		
ø6.7mm (±0.3)	ø6.7mm (±0.3)	ø6.7mm (±0.3)	ø6.7mm (±0.3)		
1m	1m	1m	1m		
<b>Packaging</b>					
Variable according cable length.	Variable according cable length.	Variable according cable length.	Variable according cable length.		
<b>Other accessories options</b>					
See accessories section					
<b>Notes:</b>					
Connector available with different features: See the cable codification scheme page See the cables list section					



<b>Product description</b>			
Connector type	DIN valve connectors		DIN valve connectors
Conforms to	EN175301-803		EN175301-803
Construction type	A		A
Part number	<b>CG1N02RL1C021 CG1N02RL2C021 CG1N02RL3C021</b>		<b>CG1N03Q01AB21 CG1N03Q01AB21 CG1N03Q01AB21</b>
Description	Square connector CG1 series complete with gasket and fixing screw. Connector with electronic.		Square connector CG1 series complete with gasket and fixing screw. Connector with electronic.
Contacts spacing	18mm		18mm
Number of contacts	2poles + 2P.E.		3poles + P.E.
Earth positioning	H.6-12		H.6
Housing colour	Black		Black
Housing height	22.9mm		22.9mm
Gasket type	Integrated NBR gasket		Integrated NBR gasket
<b>Technical data</b>			
Rated voltage	24V AC	115V AC	230V AC
Circuit type	Full-Wave Bridge Rectifier + Varistor + Led		Bicolour Led + no.2 Diodes (1A)
Led colour	Red		Red (pin 2) ; Green (pin3)
Central fixing screw	M3 L=25mm		M3 L=25mm
Central fixing screw material	Iron+Zinc plated		Iron+Zinc plated
Central screw torque	0.5 N*m		0.5 N*m
Cable type	PVC/PVC IEC332-1 H05VVF		PVC/PVC IEC332-1 H05VVF
Cable jacket colour	Black		Black
No. Conductors / Section	3G0.75mm <sup>2</sup>		4G0.75mm <sup>2</sup>
Conductor colours	Brown; Blue; Yellow-Green		Brown; Blue; Black; Yellow-Green
Cable diameter	ø6.7mm (±0.3)		ø7mm (±0.3)
Cable length	1m		1m
<b>Packaging</b>			
Qty/Box	Variable according cable length.		Variable according cable length.
<b>Other accessories options</b>			
See accessories section			
<b>Notes:</b>			
Connector available with different feautres: See the cable codification scheme page See the cables list section		Connector available with different led connection: Q8 circuit (Green pin 2; Red pin 3) Q1 circuit (Yellow pin 2; Green pin 3)	

# VALVE CONNECTORS

Moulded cable connectors - Form A  
EN175301-803(DIN43650)

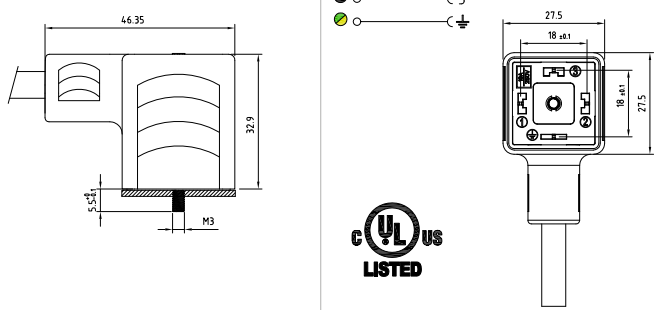
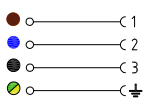



**Technical drawing**

The technical drawing section contains four diagrams. The first is a side view of a connector with a width of 46.35 mm and a height of 32.9 mm. The following three are top views of different connector models, each with a width of 27.5 mm and a contact spacing of 18±0.1 mm. Each top view includes a wiring diagram with terminals 1, 2, 3, and PE. The third diagram includes a UL LISTED certification mark.

<b>Product description</b>			
Connector type	DIN valve connectors	DIN valve connectors	DIN valve connectors
Conforms to	EN175301-803	EN175301-803	EN175301-803
Construction type	A	A	A
Part number	<b>CG5N02000C021</b>	<b>CG5N03000AB21</b>	<b>CG5N02000C161</b>
Description	Square connector CG5 series complete with gasket and fixing screw. Connector without electronic.	Square connector CG5 series complete with gasket and fixing screw. Connector without electronic.	Square connector CG5 series, UL approved, complete with gasket and fixing screw. Connector without electronic.
Contacts spacing	18mm	18mm	18mm
Number of contacts	2poles + 2P.E.	3poles + 2P.E.	2poles + 2P.E.
Earth positioning	H.6-12	H.6	H.6-12
Housing colour	Black	Black	Black
Housing height	32.9mm	32.9mm	32.9mm
Gasket type	Integrated NBR gasket	Integrated NBR gasket	Integrated NBR gasket
<b>Technical data</b>			
Rated voltage	250V AC/ 300VDC	250V AC/ 300VDC	250V AC/ 300VDC
Circuit type	-	-	-
Led colour	-	-	-
Central fixing screw	M3 L=35mm	M3 L=35mm	M3 L=35mm
Central fixing screw material	Iron+Zinc plated	Iron+Zinc plated	Iron+Zinc plated
Central screw torque	0.5 N*m	0.5 N*m	0.5 N*m
Cable type	PVC/PVC IEC332-1 H05VVF	PVC/PVC IEC332-1 H05VVF	PVC/PVC ULstyle21179
Cable jacket colour	Black	Black	Black
No. Conductors / Section	3G0.75mm <sup>2</sup>	4G0.75mm <sup>2</sup>	3G16AWG
Conductor colours	Brown; Blue; Yellow-Green	Brown; Blue; Black; Yellow-Green	Brown; Blue; Yellow-Green
Cable diameter	ø6.7mm (±0.3)	ø7mm (±0.3)	ø6.2mm (±0.3)
Cable length	1m	1m	1m
<b>Packaging</b>			
Qty/Box	Variable according cable length.	Variable according cable length.	Variable according cable length.
<b>Other accessories options</b>			
See accessories section			
<b>Notes:</b>			
Connector available with different features: See the cable codification scheme page See the cables list section			



<p><b>Technical drawing</b></p> 	 		
<b>Product description</b>			
Connector type	DIN valve connectors		
Conforms to	EN175301-803		
Construction type	A		
Part number	<b>CG5N03000A181-UL</b>		
Description	Square connector CG5 series, UL approved, complete with gasket and fixing screw. Connector without electronic.		
Contacts spacing	18mm		
Number of contacts	3poles + P.E.		
Earth positioning	H.6		
Housing colour	Black		
Housing height	32.9mm		
Gasket type	Integrated NBR gasket		
<b>Technical data</b>			
Rated voltage	250V AC/ 300VDC		
Circuit type	-		
Led colour	-		
Central fixing screw	M3 L=35mm		
Central fixing screw material	Iron+Zinc plated		
Central screw torque	0.5 N*m		
Cable type	PVC/PVC ULstyle21179		
Cable jacket colour	Black		
No. Conductors / Section	4G16AWG		
Conductor colours	Brown; Blue; Black; Yellow-Green		
Cable diameter	ø6.5mm (±0.3)		
Cable length	1m		
<b>Packaging</b>			
Qty/Box	Variable according cable length.		
<b>Other accessories options</b>			
See accessories section			
<b>Notes:</b>			
Connector available with different features:			
See the cable codification scheme page			
See the cables list section			

# VALVE CONNECTORS

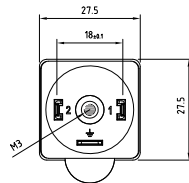
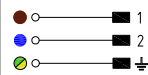
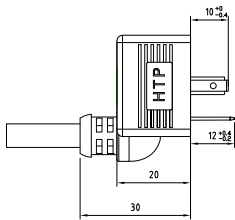
Moulded cable connectors - Form A  
EN175301-803(DIN43650)



Technical drawing				
<b>Product description</b>				
Connector type	DIN valve connectors	DIN valve connectors	DIN valve connectors	
Conforms to	EN175301-803	EN175301-803	EN175301-803	
Construction type	A	A	A	
Part number	<b>CBG1N02000A021</b>	<b>CBG1N03000AB21</b>	<b>CBG1N02VL1C021</b>	<b>CBG1N02VL2C021</b>   <b>CBG1N02VL3C021</b>
Description	Square connector CBG1 series with male contacts. Connector without electronic.	Square connector CBG1 series with male contacts. Connector without electronic.	Square connector CBG1 series with male contacts. Connector with electronic.	
Contacts spacing	18mm	18mm	18mm	
Number of contacts	2poles + P.E.	3poles + P.E.	2poles + P.E.	
Earth positioning	H.6	H.6	H.6	
Housing colour	Black	Black	Black	
Housing height	22.9mm	22.9mm	22.9mm	
Gasket type	-	-	-	
<b>Technical data</b>				
Rated voltage	250V AC/ 300VDC	250V AC/ 300VDC	24V AC/ DC	115V AC/DC   230V AC/DC
Circuit type	-	-	Bipolar Led + Varistor	
Led colour	-	-	Red	
Central fixing nut	M3x0.5 Closed	M3x0.5 Closed	M3x0.5 Closed	
Central fixing screw material	Iron+Zinc plated	Iron+Zinc plated	Iron+Zinc plated	
Central screw torque	0.5 N*m	0.5 N*m	0.5 N*m	
Cable type	PVC/PVC IEC332-1 H05VVF	PVC/PVC IEC332-1 H05VVF	PVC/PVC IEC332-1 H05VVF	
Cable jacket colour	Black	Black	Black	
No. Conductors / Section	3G0.75mm <sup>2</sup>	4G0.75mm <sup>2</sup>	3G0.75mm <sup>2</sup>	
Conductor colours	Brown; Blue; Yellow-Green	Brown; Blue; Black; Yellow-Green	Brown; Blue; Yellow-Green	
Cable diameter	ø6.7mm (±0.3)	ø7mm (±0.3)	ø6.7mm (±0.3)	
Cable length	1m	1m	1m	
<b>Packaging</b>				
Qty/Box	Variable according cable length.	Variable according cable length.	Variable according cable length.	
<b>Other accessories options</b>				
See accessories section				
<b>Notes:</b>				
Connector available with different features: See the cable codification scheme page See the cables list section				



**Technical drawing**



**Product description**

Connector type	DIN valve connectors
Conforms to	EN175301-803
Construction type	A
Part number	<b>CBGBN02000A021</b>
Description	Square connector CBGB1 (TOP EXIT) series with male contacts. Connector without electronic.
Contacts spacing	18mm
Number of contacts	2poles + P.E.
Earth positioning	H.6
Housing colour	Black
Housing height	20mm
Gasket type	-

**Technical data**

Rated voltage	250V AC/ 300VDC
Circuit type	-
Led colour	-
Central fixing nut	M3x0.5
Central fixing screw material	Iron+Zinc plated
Central screw torque	0.5 N*m
Cable type	PVC/PVC IEC332-1 H05VVF
Cable jacket colour	Black
No. Conductors / Section	3G0.75mm <sup>2</sup>
Conductor colours	Brown; Blue; Yellow-Green
Cable diameter	ø6.7mm (±0.3)
Cable length	1m

**Packaging**

Qty/Box	Variable according cable length.
---------	----------------------------------

**Other accessories options**

See accessories section

**Notes:**

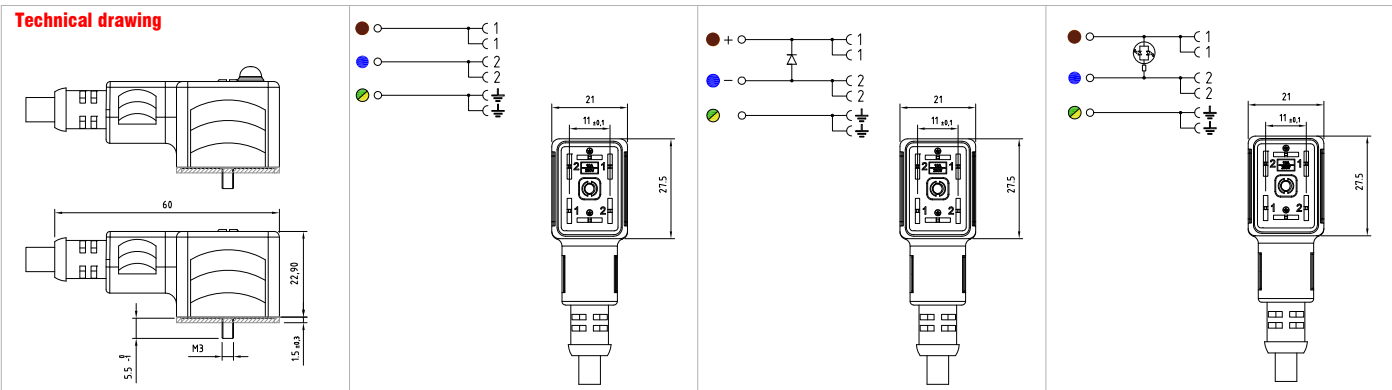
Connector available with different features:  
See the cable codification scheme page  
See the cables list section

# VALVE CONNECTORS

Moulded cable connectors - Form A  
EN175301-803(DIN43650)



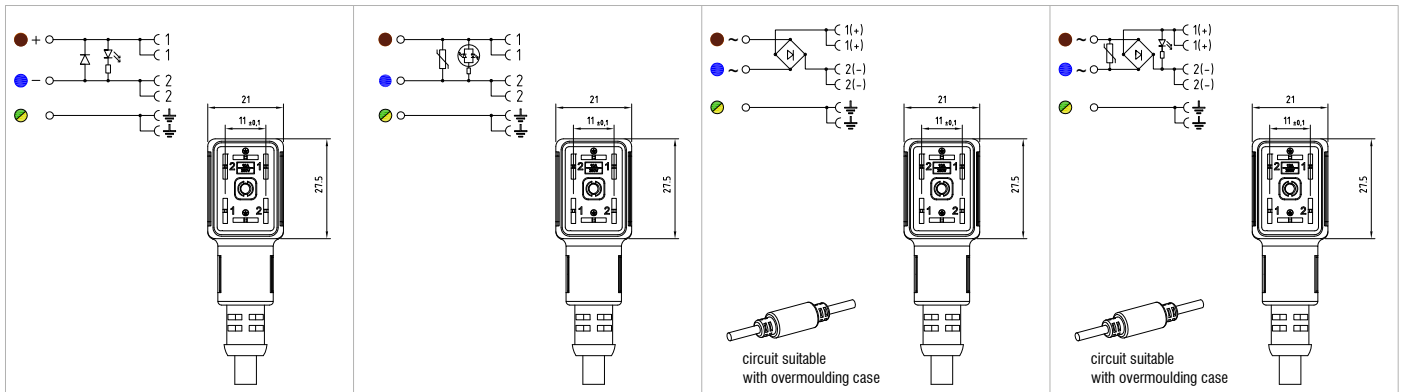
Technical drawing				
<b>Product description</b>				
Connector type	DIN valve connectors	DIN valve connectors	DIN valve connectors	
Conforms to	EN175301-803	EN175301-803	EN175301-803	
Construction type	A	A	A	
Part number	<b>CGBN02000C021</b>	<b>CGBN03000AB21</b>	<b>CGBN02VL1C021 CGBN02VL2C021 CGBN02VL3C021</b>	
Description	Square connector CGB series (TOP exit DIN connector) complete with gasket and fixing screw. Connector without electronic.	Square connector CGB series (TOP exit DIN connector) complete with gasket and fixing screw. Connector without electronic.	Square connector CGB series (TOP exit DIN connector) complete with gasket and fixing screw. Connector with electronic.	
Contacts spacing	18mm	18mm	18mm	
Number of contacts	2poles + 2P.E.	3poles + P.E.	2poles + 2P.E.	
Earth positioning	H.6-12	H.6	H.6-12	
Housing colour	Black	Black	Black	
Housing height	20mm	20mm	20mm	
Gasket type	Integrated NBR gasket	Integrated NBR gasket	Integrated NBR gasket	
<b>Technical data</b>				
Rated voltage	250V AC/ 300VDC	250V AC/ 300VDC	24V AC/ DC	115V AC/DC 230V AC/DC
Circuit type	-	-	Bipolar Led + Varistor	
Led colour	-	-	Red	
Central fixing screw	M3 L=22.5mm	M3 L=22.5mm	M3 L=22.5mm	
Central fixing screw material	Iron+Zinc plated	Iron+Zinc plated	Iron+Zinc plated	
Central screw torque	0.5 N*m	0.5 N*m	0.5 N*m	
Cable type	PVC/PVC IEC332-1 H05VVF	PVC/PVC IEC332-1 H05VVF	PVC/PVC IEC332-1 H05VVF	
Cable jacket colour	Black	Black	Black	
No. Conductors / Section	3G0.75mm <sup>2</sup>	4G0.75mm <sup>2</sup>	3G0.75mm <sup>2</sup>	
Conductor colours	Brown; Blue; Yellow-Green	Brown; Blue; Black; Yellow-Green	Brown; Blue; Yellow-Green	
Cable diameter	ø6.7mm (±0.3)	ø7mm (±0.3)	ø6.7mm (±0.3)	
Cable length	1m	1m	1m	
<b>Packaging</b>				
Qty/Box	Variable according cable length.	Variable according cable length.	Variable according cable length.	
<b>Other accessories options</b>				
See accessories section				
<b>Notes:</b>				
Connector available with different features: See the cable codification scheme page See the cables list section				



<b>Product description</b>						
Connector type	DIN valve connectors		DIN valve connectors		DIN valve connectors	
Conforms to	Industrial		Industrial		Industrial	
Construction type	B		B		B	
Part number	<b>CM1N02000C021</b>		<b>CM1N02D03C021</b>		<b>CM1N02L01C021 CM1N02L02C021 CM1N02L03C021</b>	
Description	Rectangular connector CM1 series complete with gasket and fixing screw. Connector without electronic.		Rectangular connector CM1 series complete with gasket and fixing screw. Connector with electronic.		Rectangular connector CM1 series complete with gasket and fixing screw. Connector with electronic.	
Contacts spacing	11mm		11mm		11mm	
Number of contacts	2poles + 2P.E.		2poles + 2P.E.		2poles + 2P.E.	
Earth positioning	H.6-12		H.6-12		H.6-12	
Housing colour	Black		Black		Black	
Housing height	22.9mm		22.9mm		22.9mm	
Gasket type	Integrated NBR gasket		Integrated NBR gasket		Integrated NBR gasket	
<b>Technical data</b>						
Rated voltage	250V AC/ 300VDC		1-230V DC		24V AC/ DC	115V AC/DC 230V AC/DC
Circuit type	-		Diode(1A)		Bipolar Led	
Led colour	-		-		Red	
Central fixing screw	M3 L=25mm		M3 L=25mm		M3 L=25mm	
Central fixing screw material	Iron+Zinc plated		Iron+Zinc plated		Iron+Zinc plated	
Central screw torque	0.5 N*m		0.5 N*m		0.5 N*m	
Cable type	PVC/PVC IEC332-1 H05VVF		PVC/PVC IEC332-1 H05VVF		PVC/PVC IEC332-1 H05VVF	
Cable jacket colour	Black		Black		Black	
No. Conductors / Section	3G0.75mm <sup>2</sup>		3G0.75mm <sup>2</sup>		3G0.75mm <sup>2</sup>	
Conductor colours	Brown; Blue; Yellow-Green		Brown; Blue; Yellow-Green		Brown; Blue; Yellow-Green	
Cable diameter	ø6.7mm (±0.3)		ø6.7mm (±0.3)		ø6.7mm (±0.3)	
Cable length	1m		1m		1m	
<b>Packaging</b>						
Qty/Box	Variable according cable length.		Variable according cable length.		Variable according cable length.	
<b>Other accessories options</b>						
See accessories section						
<b>Notes:</b>						
Connector available with different feautres: See the cable codification scheme page See the cables list section						

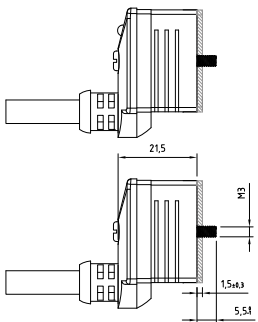
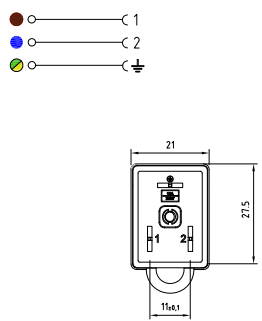
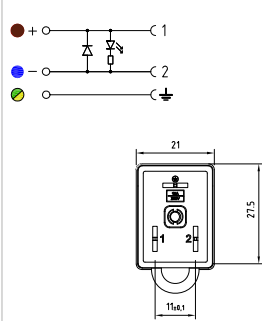
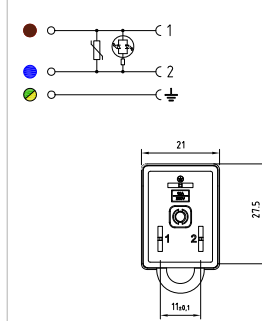
# VALVE CONNECTORS

Moulded cable connectors - Form B - Industrial



<b>Product description</b>				<b>Product description</b>				<b>Product description</b>				<b>Product description</b>																																			
DIN valve connectors				DIN valve connectors				DIN valve connectors				DIN valve connectors																																			
Industrial				Industrial				Industrial				Industrial																																			
B				B				B				B																																			
<b>CM1N02DL1C021 CM1N02DL2C021 CM1N02DL3C021</b>				<b>CM1N02VL1C021 CM1N02VL2C021 CM1N02VL3C021</b>				<b>CM1N02R03C021</b>				<b>CM1N02RL1C021 CM1N02RL2C021 CM1N02RL3C021</b>																																			
Rectangular connector CM1 series complete with gasket and fixing screw. Connector with electronic.				Rectangular connector CM1 series complete with gasket and fixing screw. Connector with electronic.				Rectangular connector CM1 series complete with gasket and fixing screw. Connector with electronic.				Rectangular connector CM1 series complete with gasket and fixing screw. Connector with electronic.																																			
11mm				11mm				11mm				11mm																																			
2poles + 2P.E.				2poles + 2P.E.				2poles + 2P.E.				2poles + 2P.E.																																			
H.6-12				H.6-12				H.6-12				H.6-12																																			
Black				Black				Black				Black																																			
22.9mm				22.9mm				22.9mm				22.9mm																																			
Integrated NBR gasket				Integrated NBR gasket				Integrated NBR gasket				Integrated NBR gasket																																			
<b>Technical data</b>																																															
24V DC			115V DC			230V DC			24V AC/DC			115V AC/DC			230V AC/DC			1-230V AC			24V AC			115V AC			230V AC																				
Led + Diode(1A)												Bipolar Led + Varistor												Full-Wave Bridge Rectifier												Full-Wave Bridge Rectifier + Varistor + Led											
Red												Red												-												Red											
M3 L=25mm												M3 L=25mm												M3 L=25mm												M3 L=25mm											
Iron+Zinc plated												Iron+Zinc plated												Iron+Zinc plated												Iron+Zinc plated											
0.5 N*m												0.5 N*m												0.5 N*m												0.5 N*m											
PVC/PVC IEC332-1 H05VVF												PVC/PVC IEC332-1 H05VVF												PVC/PVC IEC332-1 H05VVF												PVC/PVC IEC332-1 H05VVF											
Black												Black												Black												Black											
3G0.75mm <sup>2</sup>												3G0.75mm <sup>2</sup>												3G0.75mm <sup>2</sup>												3G0.75mm <sup>2</sup>											
Brown; Blue; Yellow-Green												Brown; Blue; Yellow-Green												Brown; Blue; Yellow-Green												Brown; Blue; Yellow-Green											
ø6.7mm (±0.3)												ø6.7mm (±0.3)												ø6.7mm (±0.3)												ø6.7mm (±0.3)											
1m												1m												1m												1m											
<b>Packaging</b>																																															
Qty/Box				Variable according cable length.				Variable according cable length.				Variable according cable length.																																			
<b>Other accessories options</b>																																															
See accessories section																																															
<b>Notes:</b>																																															
Connector available with different feautres: See the cable codification scheme page See the cables list section																																															



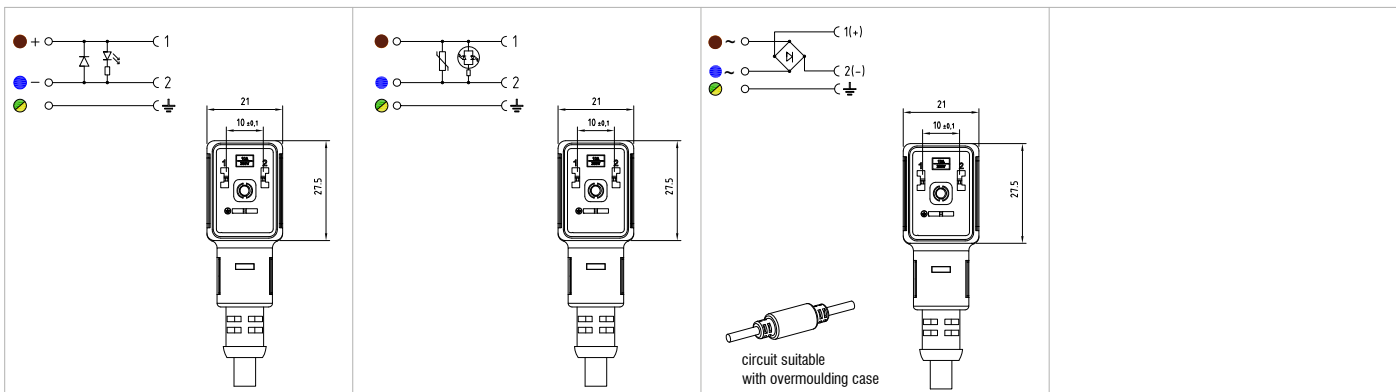
Technical drawing								
								
Product description								
Connector type	DIN valve connectors		DIN valve connectors		DIN valve connectors			
Conforms to	Industrial		Industrial		Industrial			
Construction type	B		B		B			
Part number	<b>CM1BN02000B021</b>		<b>CM1BN02DL1B021</b>	<b>CM1BN02DL2B021</b>	<b>CM1BN02DL3B021</b>	<b>CM1BN02VL1B021</b>	<b>CM1BN02VL2B021</b>	<b>CM1BN02VL3B021</b>
Description	Rectangular connector CM1B series (TOP exit DIN connector) complete with gasket and fixing screw. Connector without electronic.		Rectangular connector CM1B series (TOP exit DIN connector) complete with gasket and fixing screw. Connector with electronic.		Rectangular connector CM1B series (TOP exit DIN connector) complete with gasket and fixing screw. Connector with electronic.			
Contacts spacing	11mm		11mm		11mm			
Number of contacts	2poles + P.E.		2poles + P.E.		2poles + P.E.			
Earth positioning	H.12		H.12		H.12			
Housing colour	Black		Black		Black			
Housing height	21.5mm		21.5mm		21.5mm			
Gasket type	Integrated NBR gasket		Integrated NBR gasket		Integrated NBR gasket			
Technical data								
Rated voltage	250V AC/ 300VDC		24V DC	115V DC	230V DC	24V AC/ DC	115V AC/DC	230V AC/DC
Circuit type	-		Led + Diode(1A)		Bipolar Led + Varistor			
Led colour	-		Red		Red			
Central fixing screw	M3 L=26mm		M3 L=26mm		M3 L=26mm			
Central fixing screw material	Iron+Zinc plated		Iron+Zinc plated		Iron+Zinc plated			
Central screw torque	0.5 N*m		0.5 N*m		0.5 N*m			
Cable type	PVC/PVC IEC332-1 H05VVF		PVC/PVC IEC332-1 H05VVF		PVC/PVC IEC332-1 H05VVF			
Cable jacket colour	Black		Black		Black			
No. Conductors / Section	3G0.75mm <sup>2</sup>		3G0.75mm <sup>2</sup>		3G0.75mm <sup>2</sup>			
Conductor colours	Brown; Blue; Yellow-Green		Brown; Blue; Yellow-Green		Brown; Blue; Yellow-Green			
Cable diameter	ø6.7mm (±0.3)		ø6.7mm (±0.3)		ø6.7mm (±0.3)			
Cable length	1m		1m		1m			
Packaging								
Qty/Box	Variable according cable length.		Variable according cable length.		Variable according cable length.			
Other accessories options								
See accessories section								
Notes:								
Connector available with different features: See the cable codification scheme page See the cables list section								

# VALVE CONNECTORS

Moulded cable connectors - Form B  
EN175301-803(DIN43650)



Technical drawing					
<b>Product description</b>					
Connector type	DIN valve connectors	DIN valve connectors	DIN valve connectors		
Conforms to	EN175301-803	EN175301-803	EN175301-803		
Construction type	B	B	B		
Part number	<b>CM2N02000A021</b>	<b>CM2N02D03A021</b>	<b>CM2N02L01A021   CM2N02L02A021   CM2N02L03A021</b>		
Description	Rectangular connector CM2 series complete with gasket and fixing screw. Connector without electronic.	Rectangular connector CM2 series complete with gasket and fixing screw. Connector with electronic.	Rectangular connector CM2 series complete with gasket and fixing screw. Connector with electronic.		
Contacts spacing	10mm	10mm	10mm		
Number of contacts	2poles + P.E.	2poles + P.E.	2poles + P.E.		
Earth positioning	H.6	H.6	H.6		
Housing colour	Black	Black	Black		
Housing height	22.9mm	22.9mm	22.9mm		
Gasket type	Integrated NBR gasket	Integrated NBR gasket	Integrated NBR gasket		
<b>Technical data</b>					
Rated voltage	250V AC/ 300VDC	1-230V DC	24V AC/ DC	115V AC/DC	230V AC/DC
Circuit type	-	Diode(1A)	Bipolar Led		
Led colour	-	-	Red		
Central fixing screw	M3 L=25mm	M3 L=25mm	M3 L=25mm		
Central fixing screw material	Iron+Zinc plated	Iron+Zinc plated	Iron+Zinc plated		
Central screw torque	0.5 N*m	0.5 N*m	0.5 N*m		
Cable type	PVC/PVC IEC332-1 H05VVF	PVC/PVC IEC332-1 H05VVF	PVC/PVC IEC332-1 H05VVF		
Cable jacket colour	Black	Black	Black		
No. Conductors / Section	3G0.75mm <sup>2</sup>	3G0.75mm <sup>2</sup>	3G0.75mm <sup>2</sup>		
Conductor colours	Brown; Blue; Yellow-Green	Brown; Blue; Yellow-Green	Brown; Blue; Yellow-Green		
Cable diameter	ø6.7mm (±0.3)	ø6.7mm (±0.3)	ø6.7mm (±0.3)		
Cable length	1m	1m	1m		
<b>Packaging</b>					
Qty/Box	Variable according cable length.	Variable according cable length.	Variable according cable length.		
<b>Other accessories options</b>					
See accessories section					
<b>Notes:</b>					
Connector available with different features: See the cable codification scheme page See the cables list section					



### Product description

DIN valve connectors	DIN valve connectors	DIN valve connectors
EN175301-803	EN175301-803	EN175301-803
B	B	B
<b>CM2N02DL1A021 CM2N02DL2A021 CM2N02DL3A021</b>	<b>CM2N02VL1A021 CM2N02VL2A021 CM2N02VL3A021</b>	<b>CM2N02R03A021</b>
Rectangular connector CM2 series complete with gasket and fixing screw. Connector with electronic.	Rectangular connector CM2 series complete with gasket and fixing screw. Connector with electronic.	Rectangular connector CM2 series complete with gasket and fixing screw. Connector with electronic.
10mm	10mm	10mm
2poles + P.E.	2poles + P.E.	2poles + P.E.
H.6	H.6	H.6
Black	Black	Black
22.9mm	22.9mm	22.9mm
Integrated NBR gasket	Integrated NBR gasket	Integrated NBR gasket

### Technical data

24V DC	115V DC	230V DC	24V AC/ DC	115V AC/DC	230V AC/DC	1-230V AC
Led + Diode(1A)			Bipolar Led + Varistor			Full-Wave Bridge Rectifier
Red			Red			-
M3 L=25mm			M3 L=25mm			M3 L=25mm
Iron+Zinc plated			Iron+Zinc plated			Iron+Zinc plated
0.5 N*m			0.5 N*m			0.5 N*m
PVC/PVC IEC332-1 H05VVF			PVC/PVC IEC332-1 H05VVF			PVC/PVC IEC332-1 H05VVF
Black			Black			Black
3G0.75mm <sup>2</sup>			3G0.75mm <sup>2</sup>			3G0.75mm <sup>2</sup>
Brown; Blue; Yellow-Green			Brown; Blue; Yellow-Green			Brown; Blue; Yellow-Green
ø6.7mm (±0.3)			ø6.7mm (±0.3)			ø6.7mm (±0.3)
1m			1m			1m

### Packaging

Qty/Box	Variable according cable length.	Variable according cable length.
---------	----------------------------------	----------------------------------

### Other accessories options

See accessories section

### Notes:

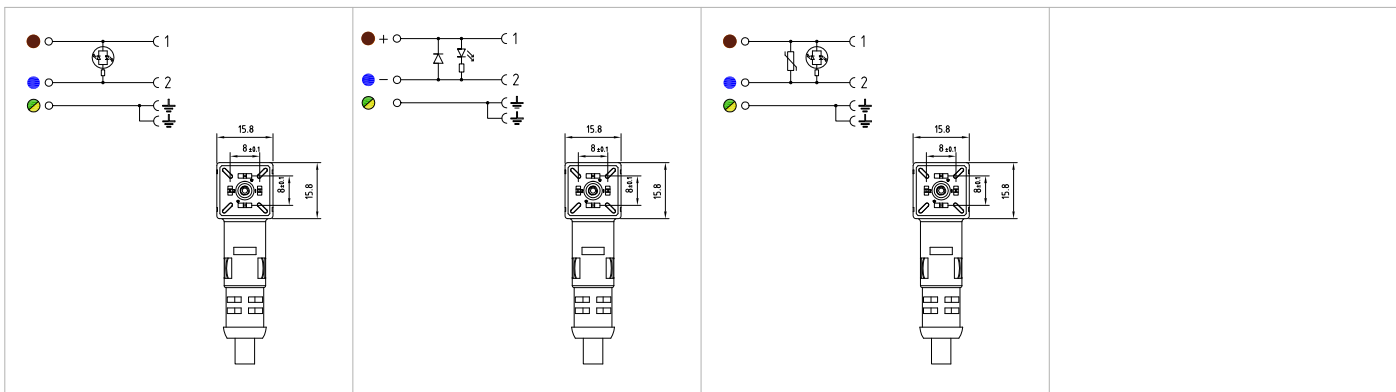
Connector available with different features:  
See the cable codification scheme page  
See the cables list section

# VALVE CONNECTORS

Moulded cable connectors - Form C  
EN175301-803(DIN43650)



Technical drawing							
<b>Product description</b>							
Connector type	DIN valve connectors	DIN valve connectors	DIN valve connectors	DIN valve connectors	DIN valve connectors	DIN valve connectors	
Conforms to	EN175301-803	EN175301-803	EN175301-803	EN175301-803	EN175301-803	EN175301-803	
Construction type	C	C	C	C	C	C	
Part number	<b>CP1N02000C011</b>	<b>CP1N03000AB11</b>	<b>CP1N03000AB11</b>	<b>CP1N02D03C011</b>	<b>CP1N02D03C011</b>	<b>CP1N02D03C011</b>	
Description	Square micro connector CP1 series complete with gasket and fixing screw. Connector without electronic.	Square micro connector CP1 series complete with gasket and fixing screw. Connector without electronic.	Square micro connector CP1 series complete with gasket and fixing screw. Connector without electronic.	Square micro connector CP1 series complete with gasket and fixing screw. Connector with electronic.	Square micro connector CP1 series complete with gasket and fixing screw. Connector with electronic.	Square micro connector CP1 series complete with gasket and fixing screw. Connector with electronic.	
Contacts spacing	8mm	8mm	8mm	8mm	8mm	8mm	
Number of contacts	2poles + 2P.E.	3poles + P.E.	3poles + P.E.	2poles + 2P.E.	2poles + 2P.E.	2poles + 2P.E.	
Earth positioning	H.6-12	H.6	H.6	H.6-12	H.6-12	H.6-12	
Housing colour	Black	Black	Black	Black	Black	Black	
Housing height	21mm	21mm	21mm	21mm	21mm	21mm	
Gasket type	Integrated NBR gasket	Integrated NBR gasket	Integrated NBR gasket	Integrated NBR gasket	Integrated NBR gasket	Integrated NBR gasket	
<b>Technical data</b>							
Rated voltage	250V AC/ 300VDC	250V AC/ 300VDC	250V AC/ 300VDC	1-230V DC	1-230V DC	1-230V DC	
Circuit type	-	-	-	-	-	-	
Led colour	-	-	-	-	-	-	
Central fixing screw	M2.5 L=22.5mm	M2.5 L=22.5mm	M2.5 L=22.5mm	M2.5 L=22.5mm	M2.5 L=22.5mm	M2.5 L=22.5mm	
Central fixing screw material	Iron+Zinc plated	Iron+Zinc plated	Iron+Zinc plated	Iron+Zinc plated	Iron+Zinc plated	Iron+Zinc plated	
Central screw torque	0.4 N*m	0.4 N*m	0.4 N*m	0.4 N*m	0.4 N*m	0.4 N*m	
Cable type	PVC/PVC IEC332-1 H03VVF	PVC/PVC IEC332-1 H03VVF	PVC/PVC IEC332-1 H03VVF	PVC/PVC IEC332-1 H03VVF	PVC/PVC IEC332-1 H03VVF	PVC/PVC IEC332-1 H03VVF	
Cable jacket colour	Black	Black	Black	Black	Black	Black	
No. Conductors / Section	3G0.5mm <sup>2</sup>	4G0.5mm <sup>2</sup>	4G0.5mm <sup>2</sup>	3G0.5mm <sup>2</sup>	3G0.5mm <sup>2</sup>	3G0.5mm <sup>2</sup>	
Conductor colours	Brown; Blue; Yellow-Green	Brown; Blue; Black; Yellow-Green	Brown; Blue; Black; Yellow-Green	Brown; Blue; Yellow-Green	Brown; Blue; Yellow-Green	Brown; Blue; Yellow-Green	
Cable diameter	ø5mm (±0.3)	ø6mm (±0.3)	ø6mm (±0.3)	ø5mm (±0.3)	ø5mm (±0.3)	ø5mm (±0.3)	
Cable length	1m	1m	1m	1m	1m	1m	
<b>Packaging</b>							
Qty/Box	Variable according cable length.	Variable according cable length.	Variable according cable length.	Variable according cable length.	Variable according cable length.	Variable according cable length.	
<b>Other accessories options</b>							
See accessories section							
<b>Notes:</b>							
Connector available with different features: See the cable codification scheme page See the cables list section							



**Product description**

DIN valve connectors	DIN valve connectors	DIN valve connectors
EN175301-803	EN175301-803	EN175301-803
C	C	C
<b>CP1N02L01C011 CP1N02L02C011 CP1N02L03C011</b>	<b>CP1N02DL1C011 CP1N02DL2C011 CP1N02DL3C011</b>	<b>CP1N02VL1C011 CP1N02VL2C011 CP1N02VL3C011</b>
Square micro connector CP1 series complete with gasket and fixing screw. Connector with electronic.	Square micro connector CP1 series complete with gasket and fixing screw. Connector with electronic.	Square micro connector CP1 series complete with gasket and fixing screw. Connector with electronic.
8mm	8mm	8mm
2poles + 2P.E.	2poles + 2P.E.	2poles + 2P.E.
H.6-12	H.6-12	H.6-12
Black	Black	Black
21mm	21mm	21mm
Integrated NBR gasket	Integrated NBR gasket	Integrated NBR gasket

**Technical data**

24V AC/ DC	115V AC/DC	230V AC/DC	24V DC	115V DC	230V DC	24V AC/ DC	115V AC/DC	230V AC/DC
Bipolar Led			Led + Diode(1A)			Bipolar Led + Varistor		
Red			Red			Red		
M2.5 L=22.5mm			M2.5 L=22.5mm			M2.5 L=22.5mm		
Iron+Zinc plated			Iron+Zinc plated			Iron+Zinc plated		
0.4 N/m			0.4 N/m			0.4 N/m		
PVC/PVC IEC332-1 H03VVF			PVC/PVC IEC332-1 H03VVF			PVC/PVC IEC332-1 H03VVF		
Black			Black			Black		
3G0.5mm <sup>2</sup>			3G0.5mm <sup>2</sup>			3G0.5mm <sup>2</sup>		
Brown; Blue; Yellow-Green			Brown; Blue; Yellow-Green			Brown; Blue; Yellow-Green		
ø5mm (±0.3)			ø5mm (±0.3)			ø5mm (±0.3)		
1m			1m			1m		

**Packaging**

Variable according cable length.	Variable according cable length.	Variable according cable length.
----------------------------------	----------------------------------	----------------------------------

**Other accessories options**

See accessories section

**Notes:**

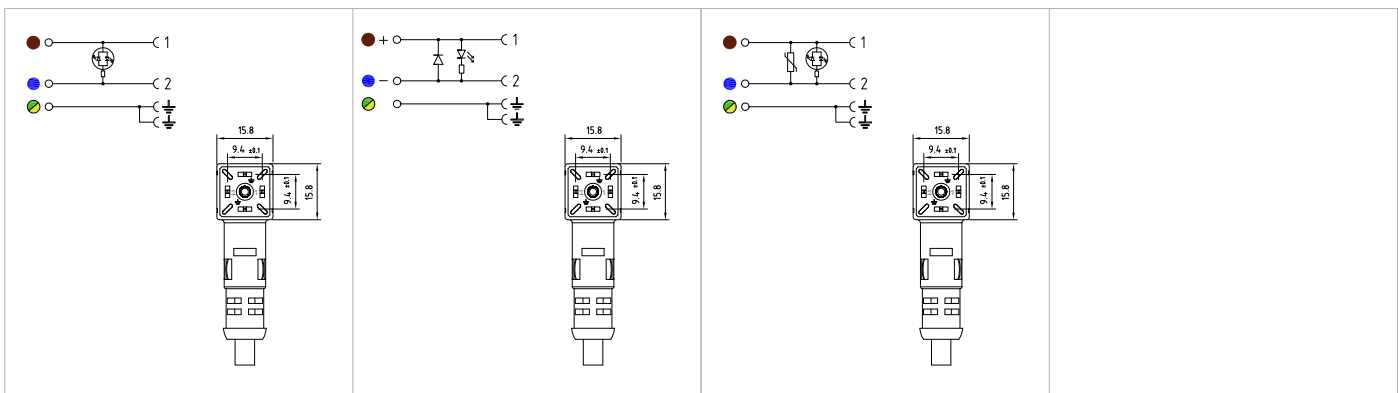
Connector available with different feautres:  
See the cable codification scheme page  
See the cables list section

# VALVE CONNECTORS

Moulded cable connectors - Form C - Industrial



Technical drawing							
<b>Product description</b>							
Connector type	DIN valve connectors	DIN valve connectors	DIN valve connectors	DIN valve connectors	DIN valve connectors	DIN valve connectors	DIN valve connectors
Conforms to	Industrial	Industrial	Industrial	Industrial	Industrial	Industrial	Industrial
Construction type	C	C	C	C	C	C	C
Part number	<b>CP2N02000C011</b>	<b>CP2N03000AB11</b>	<b>CP2N03000AB11</b>	<b>CP2N03000AB11</b>	<b>CP2N02000C011</b>	<b>CP2N02000C011</b>	<b>CP2N02000C011</b>
Description	Square micro connector CP2 series complete with gasket and fixing screw. Connector without electronic.	Square micro connector CP2 series complete with gasket and fixing screw. Connector without electronic.	Square micro connector CP2 series complete with gasket and fixing screw. Connector without electronic.	Square micro connector CP2 series complete with gasket and fixing screw. Connector without electronic.	Square micro connector CP2 series complete with gasket and fixing screw. Connector with electronic.	Square micro connector CP2 series complete with gasket and fixing screw. Connector with electronic.	Square micro connector CP2 series complete with gasket and fixing screw. Connector with electronic.
Contacts spacing	9.4mm	9.4mm	9.4mm	9.4mm	9.4mm	9.4mm	9.4mm
Number of contacts	2poles + 2P.E.	3poles + P.E.	3poles + P.E.	3poles + P.E.	2poles + 2P.E.	2poles + 2P.E.	2poles + 2P.E.
Earth positioning	H.6-12	H.6	H.6	H.6	H.6-12	H.6-12	H.6-12
Housing colour	Black	Black	Black	Black	Black	Black	Black
Housing height	21mm	21mm	21mm	21mm	21mm	21mm	21mm
Gasket type	Integrated NBR gasket	Integrated NBR gasket	Integrated NBR gasket	Integrated NBR gasket	Integrated NBR gasket	Integrated NBR gasket	Integrated NBR gasket
<b>Technical data</b>							
Rated voltage	250V AC/ 300VDC	250V AC/ 300VDC	250V AC/ 300VDC	250V AC/ 300VDC	1-230V DC	1-230V DC	1-230V DC
Circuit type	-	-	-	-	-	-	-
Led colour	-	-	-	-	-	-	-
Central fixing screw	M3 L=22.5mm	M3 L=22.5mm	M3 L=22.5mm	M3 L=22.5mm	M3 L=22.5mm	M3 L=22.5mm	M3 L=22.5mm
Central fixing screw material	Iron+Zinc plated	Iron+Zinc plated	Iron+Zinc plated	Iron+Zinc plated	Iron+Zinc plated	Iron+Zinc plated	Iron+Zinc plated
Central screw torque	0.5 N*m	0.5 N*m	0.5 N*m	0.5 N*m	0.5 N*m	0.5 N*m	0.5 N*m
Cable type	PVC/PVC IEC332-1 H03VVF	PVC/PVC IEC332-1 H03VVF	PVC/PVC IEC332-1 H03VVF	PVC/PVC IEC332-1 H03VVF	PVC/PVC IEC332-1 H03VVF	PVC/PVC IEC332-1 H03VVF	PVC/PVC IEC332-1 H03VVF
Cable jacket colour	Black	Black	Black	Black	Black	Black	Black
No. Conductors / Section	3G0.5mm <sup>2</sup>	4G0.5mm <sup>2</sup>	4G0.5mm <sup>2</sup>	4G0.5mm <sup>2</sup>	3G0.5mm <sup>2</sup>	3G0.5mm <sup>2</sup>	3G0.5mm <sup>2</sup>
Conductor colours	Brown; Blue; Yellow-Green	Brown; Blue; Black; Yellow-Green	Brown; Blue; Black; Yellow-Green	Brown; Blue; Black; Yellow-Green	Brown; Blue; Yellow-Green	Brown; Blue; Yellow-Green	Brown; Blue; Yellow-Green
Cable diameter	ø5mm (±0.3)	ø6mm (±0.3)	ø6mm (±0.3)	ø6mm (±0.3)	ø5mm (±0.3)	ø5mm (±0.3)	ø5mm (±0.3)
Cable length	1m	1m	1m	1m	1m	1m	1m
<b>Packaging</b>							
Qty/Box	Variable according cable length.	Variable according cable length.	Variable according cable length.	Variable according cable length.	Variable according cable length.	Variable according cable length.	Variable according cable length.
<b>Other accessories options</b>							
See accessories section							
<b>Notes:</b>							
Connector available with different features: See the cable codification scheme page See the cables list section							



**Product description**

DIN valve connectors	DIN valve connectors	DIN valve connectors	
Industrial	Industrial	Industrial	
C	C	C	
<b>CP2N02L01C011 CP2N02L02C011 CP2N02L03C011</b>	<b>CP1N02DL1C011 CP1N02DL2C011 CP1N02DL3C011</b>	<b>CP2N02VL1C011 CP2N02VL2C011 CP2N02VL3C011</b>	
Square micro connector CP2 series complete with gasket and fixing screw. Connector without electronic.	Square micro connector CP2 series complete with gasket and fixing screw. Connector without electronic.	Square micro connector CP2 series complete with gasket and fixing screw. Connector without electronic.	
9.4mm	9.4mm	9.4mm	
2poles + 2P.E.	2poles + 2P.E.	2poles + 2P.E.	
H.6-12	H.6-12	H.6-12	
Black	Black	Black	
21mm	21mm	21mm	
Integrated NBR gasket	Integrated NBR gasket	Integrated NBR gasket	

**Technical data**

24V AC/ DC	115V AC/DC	230V AC/DC	24V DC	115V DC	230V DC	24V AC/ DC	115V AC/DC	230V AC/DC
Bipolar Led			Led + Diode(1A)			Bipolar Led + Varistor		
Red			Red			Red		
M3 L=22.5mm			M3 L=22.5mm			M3 L=22.5mm		
Iron+Zinc plated			Iron+Zinc plated			Iron+Zinc plated		
0.5 N*m			0.5 N*m			0.5 N*m		
PVC/PVC IEC332-1 H03VVF			PVC/PVC IEC332-1 H03VVF			PVC/PVC IEC332-1 H03VVF		
Black			Black			Black		
3G0.5mm <sup>2</sup>			3G0.5mm <sup>2</sup>			3G0.5mm <sup>2</sup>		
Brown; Blue; Yellow-Green			Brown; Blue; Yellow-Green			Brown; Blue; Yellow-Green		
ø5mm (±0.3)			ø5mm (±0.3)			ø5mm (±0.3)		
1m			1m			1m		

**Packaging**

Variable according cable length.	Variable according cable length.	Variable according cable length.
----------------------------------	----------------------------------	----------------------------------

**Other accessories options**

See accessories section

**Notes:**

Connector available with different features:  
See the cable codification scheme page  
See the cables list section

# VALVE CONNECTORS

Moulded cable connectors - Form C - Industrial



Technical drawing				
<b>Product description</b>				
Connector type	DIN valve connectors	DIN valve connectors	DIN valve connectors	
Conforms to	Industrial	Industrial	Industrial	
Construction type	C	C	C	
Part number	<b>CP2CN02000C011</b>	<b>CP2CN03000AB11</b>	CP2CN02VL1C011	CP2CN02VL2C011   CP2CN02VL3C011
Description	Square micro connector CP2C series (TOP exit DIN connector) complete with gasket and fixing screw. Connector without electronic.	Square micro connector CP2C series (TOP exit DIN connector) complete with gasket and fixing screw. Connector without electronic.	Square micro connector CP2C series (TOP exit DIN connector) complete with gasket and fixing screw. Connector with electronic.	
Contacts spacing	9.4mm	9.4mm	9.4mm	
Number of contacts	2poles + 2P.E.	3poles + P.E.	2poles + 2P.E.	
Earth positioning	H.6-12	H.6	H.6-12	
Housing colour	Black	Black	Black	
Housing height	21mm	21mm	21mm	
Gasket type	Integrated NBR gasket	Integrated NBR gasket	Integrated NBR gasket	
<b>Technical data</b>				
Rated voltage	250V AC/ 300VDC	250V AC/ 300VDC	24V AC/ DC	115V AC/DC   230V AC/DC
Circuit type	-	-	Bipolar Led + Varistor	
Led colour	-	-	Red	
Central fixing screw	M3 L=21.5mm	M3 L=21.5mm	M3 L=21.5mm	
Central fixing screw material	Iron+Zinc plated	Iron+Zinc plated	Iron+Zinc plated	
Central screw torque	0.5 N*m	0.5 N*m	0.5 N*m	
Cable type	PVC/PVC IEC332-1 H03VVF	PVC/PVC IEC332-1 H03VVF	PVC/PVC IEC332-1 H03VVF	
Cable jacket colour	Black	Black	Black	
No. Conductors / Section	3G0.5mm <sup>2</sup>	4G0.5mm <sup>2</sup>	3G0.5mm <sup>2</sup>	
Conductor colours	Brown; Blue; Yellow-Green	Brown; Blue; Black; Yellow-Green	Brown; Blue; Yellow-Green	
Cable diameter	ø5mm (±0.3)	ø6mm (±0.3)	ø5mm (±0.3)	
Cable length	1m	1m	1m	
<b>Packaging</b>				
Qty/Box	Variable according cable length.	Variable according cable length.	Variable according cable length.	
<b>Other accessories options</b>				
See accessories section				
<b>Notes:</b>				
Connector available with different features: See the cable codification scheme page See the cables list section				

## GENERAL FEATURES:

### Conductor cross section :

BG series: Max. 1.00mm<sup>2</sup>(19AWG).  
 BM series: Max. 1.00mm<sup>2</sup>(19AWG).  
 BP series: Max. 0.75mm<sup>2</sup> (18AWG).

### Fixing system :

Central fixing screw.

### Max- screw torque IEC60947-1

(Central fixing nut) :  
 BG series - BM1series - BP2 series: Max. 0.5 N \* m.  
 BP1 series: Max. 0.4 N \* m.

### Type of terminations :

To Solder.

### Contact material and treatment :

Brass + Silver plated.

### Base material :

PA66.

### Flammability resistance :

UL94-V2 - Standard.  
 UL94-V0 - UL approved (upon request).

### Protection class :

IP 65 coupled.

### Operating temperature :

-40°C +90°C Standard base  
 -40°C +65°C UL approved base (-UL)  
 -40°C +90°C UL approved base (-UL90)  
 -40°C +90°C with NBR gasket.  
 -40°C +125°C with Silicone gasket.

### Nominal current :

10A (BP1-BP2 series: 6A).

### Max contact current :

16A (BP1-BP2 series: 10A).

BG1 N 0 2 00 0 - ##

### SERIES

- BG0** : SQUARE EN175301-803 BASE form A (18mm) WITH No.4 FIXING HOLES.
- BG1** : SQUARE EN175301-803 BASE form A (18mm) WITH No.4 FIXING HOLES.
- BG4** : SQUARE EN175301-803 BASE form A (18mm) WITH No.4 FIXING HOLES + CIRCULAR PART ø22mm.
- BG5** : SQUARE EN175301-803 BASE form A (18mm) WITH No.2 FIXING HOLES.
- BG7** : CIRCULAR EN175301-803 form A (18mm) ø27mm.
- BG8** : SQUARE EN175301-803 form A (18mm) SUITABLE FOR CYLINDERS ø80mm.
- BG10** : SQUARE EN175301-803 form A (18mm) SUITABLE FOR CYLINDERS ø100mm.
- BG16** : SQUARE EN175301-803 form A (18mm) SUITABLE FOR CYLINDERS ø160mm.
- BG33** : SQUARE EN175301-803 form A (18mm) SUITABLE FOR CYLINDERS ø33mm.
- BG42** : SQUARE EN175301-803 form A (18mm) SUITABLE FOR CYLINDERS ø42mm.
- BGR** : CIRCULAR EN175301-803 form A (18mm) with M27 FIXING CIRCULAR NUT.
- BM1** : RECTANGULAR INDUSTRIAL form B (11mm)
- BP1** : SQUARE MICRO EN175301-803 form C (8mm)
- BP2** : SQUARE MICRO INDUSTRIAL form C (9.4mm)
- BP3** : SQUARE MICRO INDUSTRIAL form C (9.4mm) WITH CIRCULAR PART ø15.2mm.

### COLOUR

G : GREY. N : BLACK (STANDARD). T : TRANSPARENT.

### 0

### POLES No.

2 : 2POLES + EARTH. 3 : 3POLES + EARTH.

### CIRCUIT TYPE

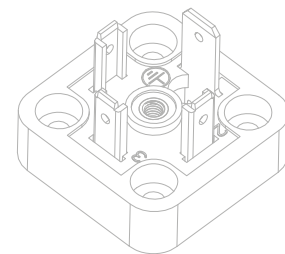
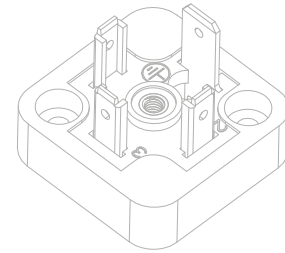
00 : WITHOUT ELECTRONIC.

### VOLTAGE

0 : 250V / 300V.

### SOME VARIABLES

- UL : UL APPROVED +65°C.
- UL90: UL APPROVED +90°C
- PG11 : BGR SERIES WITH ADAPTER FROM M27 TO PG11.
- PG13.5 : BGR SERIES WITH ADAPTER FROM M27 TO PG13.5.
- M20 : BGR SERIES WITH ADAPTER FROM M27 TO M20X1.5.
- 1/2" NPTF : BGR SERIES WITH ADAPTER FROM M27 TO 1/2" NPTF.



# VALVE CONNECTORS

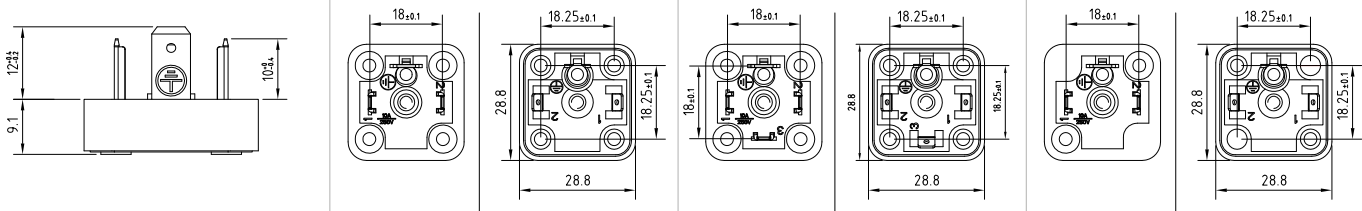
Bases Form A - EN175301-803(DIN43650)



<b>Technical drawing</b>		
<b>Product description</b>		
Connector type	Square base for DIN valve connectors	Square base for DIN valve connectors
Conforms to	EN175301-803	EN175301-803
Construction type	A	A
Part number	<b>BG0N02000</b>	<b>BG0N03000</b>
Description	Square base connector BGO series complete with gasket and fixing screws.	Square base connector BGO series complete with gasket and fixing screws.
Contacts spacing	18mm	18mm
Number of contacts	2poles + P.E.	3poles + P.E.
Earth positioning	-	-
Base colour	Black	Black
Base height	5.5mm	5.5mm
Gasket type	Flat NBR gasket	Flat NBR gasket
<b>Technical data</b>		
Rated voltage	250V AC/ 300VDC	250V AC/ 300VDC
Number of fixing holes	N°4	N°4
Diameter of fixing holes	ø3.2mm	ø3.2mm
Fixing screws material (x4)	Iron+Zinc plated	Iron+Zinc plated
Fixing screws length (x4)	M3 L=7.3mm	M3 L=7.3mm
Fixing screws torque (x4)	0.5 N*m	0.5 N*m
Earth fixing screw material	-	-
Earth fixing screws length	-	-
Earth screw torque	-	-
Central nut type	M3 Closed	M3 Closed
<b>Packaging</b>		
Qty/Box	200pcs / box	200pcs / box
<b>Other accessories options</b>		
See accessories section		
<b>Notes:</b>		
	Base in Grey colour: P/N BG0G02000	Base in Grey colour: P/N BG0G03000



**Technical drawing**



**Product description**

Connector type	Square base for DIN valve connectors	Square base for DIN valve connectors	Square base for DIN valve connectors
Conforms to	EN175301-803	EN175301-803	EN175301-803
Construction type	A	A	A
Part number	<b>BG1N02000</b>	<b>BG1N03000</b>	<b>BG5N02000</b>
Description	Square base connector BG1 series complete with gasket and fixing screws.	Square base connector BG1 series complete with gasket and fixing screws.	Square base connector BG5 series complete with gasket and fixing screws.
Contacts spacing	18mm	18mm	18mm
Number of contacts	2poles + P.E.	3poles + P.E.	2poles + P.E.
Earth positioning	-	-	-
Base colour	Black	Black	Black
Base height	9.1mm	9.1mm	9.1mm
Gasket type	Flat NBR gasket	Flat NBR gasket	Flat NBR gasket

**Technical data**

Rated voltage	250V AC/ 300VDC	250V AC/ 300VDC	250V AC/ 300VDC
Number of fixing holes	N°4	N°4	N°2
Diameter of fixing holes	ø3.2mm	ø3.2mm	ø3.2mm
Fixing screws material (x4)	Iron + Zinc plated	Iron + Zinc plated	Iron + Zinc plated
Fixing screws length (x4)	M3 L=10mm	M3 L=10mm	M3 L=10mm
Fixing screws torque (x4)	0.5 N*m	0.5 N*m	0.5 N*m
Earth fixing screw material	Iron + Zinc plated	Iron + Zinc plated	Iron + Zinc plated
Earth fixing screws length	M3 L=4.8mm	M3 L=4.8mm	M3 L=4.8mm
Earth screw torque	0.5 N*m	0.5 N*m	0.5 N*m
Central nut type	M3 Open	M3 Open	M3 Open

**Packaging**

Qty/Box	200pcs / box	200pcs / box	200pcs / box
---------	--------------	--------------	--------------

**Other accessories options**

See accessories section

**Notes:**

Base in Grey colour: P/N BG1G02000

Base in Grey colour: P/N BG1G03000


Base in Grey colour: P/N BG5G02000

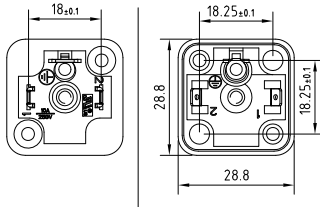
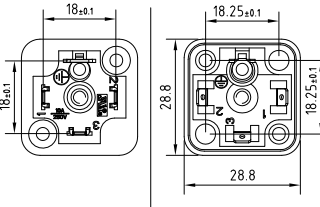
# VALVE CONNECTORS

Bases Form A - EN175301-803(DIN43650)



<b>Technical drawing</b>			
<b>Product description</b>			
Connector type	Square base for DIN valve connectors	Square base for DIN valve connectors	Square base for DIN valve connectors
Conforms to	EN175301-803	EN175301-803	EN175301-803
Construction type	A	A	A
Part number	<b>BG5N03000</b>	<b>BG1N02000-UL</b>	<b>BG1N03000-UL</b>
Description	Square base connector BG5 series complete with gasket and fixing screws.	Square base connector BG1 series, UL approved, complete with gasket and fixing screws.	Square base connector BG1 series, UL approved, complete with gasket and fixing screws.
Contacts spacing	18mm	18mm	18mm
Number of contacts	3poles + P.E.	2poles + P.E.	3poles + P.E.
Earth positioning	-	-	-
Base colour	Black	Black	Black
Base height	9.1mm	9.1mm	9.1mm
Gasket type	Flat NBR gasket	Flat NBR gasket	Flat NBR gasket
<b>Technical data</b>			
Rated voltage	250V AC/ 300VDC	250V AC/ 300VDC	250V AC/ 300VDC
Number of fixing holes	N°2	N°4	N°4
Diameter of fixing holes	ø3.2mm	ø3.2mm	ø3.2mm
Fixing screws material (x4)	Iron+Zinc plated	Iron+Zinc plated	Iron+Zinc plated
Fixing screws length (x4)	M3 L=10mm	M3 L=10mm	M3 L=10mm
Fixing screws torque (x4)	0.5 N*m	0.5 N*m	0.5 N*m
Earth fixing screw material	Iron+Zinc plated	Iron+Zinc plated	Iron+Zinc plated
Earth fixing screws length	M3 L=4.8mm	M3 L=4.8mm	M3 L=4.8mm
Earth screw torque	0.5 N*m	0.5 N*m	0.5 N*m
Central nut type	M3 Open	M3 Open	M3 Open
<b>Packaging</b>			
Qty/Box	200pcs / box	200pcs / box	200pcs / box
<b>Other accessories options</b>			
See accessories section			
<b>Notes:</b>			
	Base in Grey colour: P/N BG5G03000		



 <p><b>UL</b><sup>®</sup> US</p>	 <p><b>UL</b><sup>®</sup> US</p>		
<b>Product description</b>			
Square base for DIN valve connectors	Square base for DIN valve connectors		
EN175301-803	EN175301-803		
A	A		
<b>BG5N02000-UL</b>	<b>BG5N03000-UL</b>		
Square base connector BG5 series, UL approved, complete with gasket and fixing screws.	Square base connector BG5 series, UL approved, complete with gasket and fixing screws.		
18mm	18mm		
2poles + P.E.	3poles + P.E.		
-	-		
Black	Black		
9.1mm	9.1mm		
Flat NBR gasket	Flat NBR gasket		
<b>Technical data</b>			
250V AC/ 300VDC	250V AC/ 300VDC		
N°2	N°2		
ø3.2mm	ø3.2mm		
Iron+Zinc plated	Iron+Zinc plated		
M3 L=10mm	M3 L=10mm		
0.5 N*m	0.5 N*m		
Iron+Zinc plated	Iron+Zinc plated		
M3 L=4.8mm	M3 L=4.8mm		
0.5 N*m	0.5 N*m		
M3 Open	M3 Open		
<b>Packaging</b>			
200pcs / box	200pcs / box		
<b>Other accessories options</b>			
See accessories section			
<b>Notes:</b>			

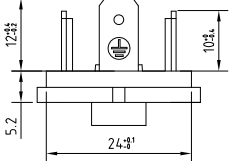
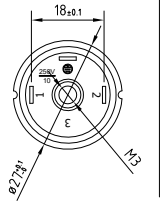
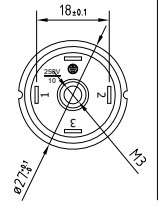
# VALVE CONNECTORS

Bases Form A - EN175301-803(DIN43650)



<b>Technical drawing</b>		
<b>Product description</b>		
Connector type	Square base for DIN valve connectors	Square base for DIN valve connectors
Conforms to	EN175301-803	EN175301-803
Construction type	A	A
Part number	<b>BG4N02000</b>	<b>BG4N03000</b>
Description	Square base connector BG4 series complete with gasket and fixing screws.	Square base connector BG4 series complete with gasket and fixing screws.
Contacts spacing	18mm	18mm
Number of contacts	2poles + P.E.	3poles + P.E.
Earth positioning	-	-
Base colour	Black	Black
Base height	9.5mm	9.5mm
Gasket type	Flat NBR gasket	Flat NBR gasket
<b>Technical data</b>		
Rated voltage	250V AC/ 300VDC	250V AC/ 300VDC
Number of fixing holes	N°4	N°4
Diameter of fixing holes	ø3.2mm	ø3.2mm
Fixing screws material (x4)	Iron + Zinc plated	Iron + Zinc plated
Fixing screws length (x4)	M3 L=7.3mm	M3 L=7.3mm
Fixing screws torque (x4)	0.5 N*m	0.5 N*m
Earth fixing screw material	-	-
Earth fixing screws length	-	-
Earth screw torque	-	-
Central nut type	M3 Hexagonal closed	M3 Hexagonal closed
<b>Packaging</b>		
Qty/Box	200pcs / box	200pcs / box
<b>Other accessories options</b>		
See accessories section		
<b>Notes:</b>		
	Base in Grey colour: P/N BG4G02000	Base in Grey colour: P/N BG4G03000



<b>Technical drawing</b>		
		
<b>Product description</b>		
Connector type	Circular base for DIN valve connectors	Circular base for DIN valve connectors
Conforms to	EN175301-803	EN175301-803
Construction type	A	A
Part number	<b>BG7N02000</b>	<b>BG7N03000</b>
Description	Circular base connector BG7 series without gasket and fixing screws.	Circular base connector BG7 series without gasket and fixing screws.
Contacts spacing	18mm	18mm
Number of contacts	2poles + P.E.	3poles + P.E.
Earth positioning	-	-
Base colour	Black	Black
Base height	5.2mm	5.2mm
Gasket type	-	-
<b>Technical data</b>		
Rated voltage	250V AC/ 300VDC	250V AC/ 300VDC
Number of fixing holes	-	-
Diameter of fixing holes	-	-
Fixing screws material	-	-
Fixing screws length	-	-
Fixing screws torque	-	-
Earth fixing screw material	-	-
Earth fixing screws length	-	-
Earth screw torque	-	-
Central nut type	M3 Closed	M3 Closed
<b>Packaging</b>		
Qty/Box	200pcs / box	200pcs / box
<b>Other accessories options</b>		
See accessories section		
<b>Notes:</b>	Base in Grey colour: P/N BG7G02000	Base in Grey colour: P/N BG7G03000

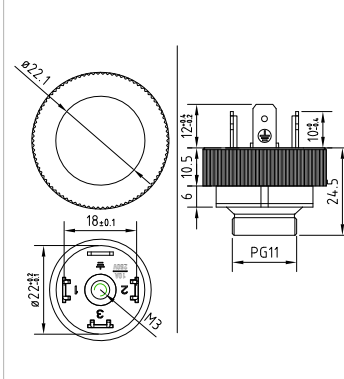
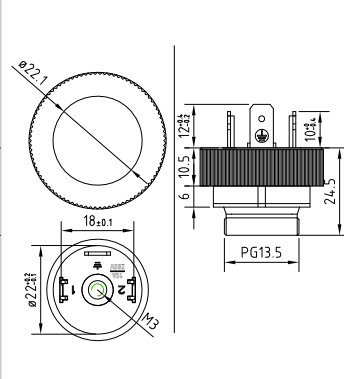
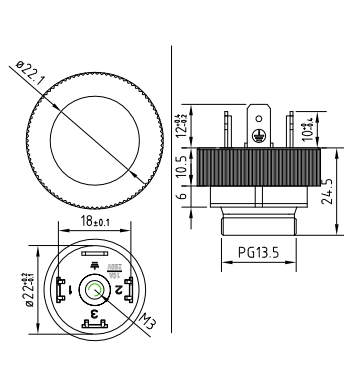
# VALVE CONNECTORS

Bases Form A - EN175301-803(DIN43650)



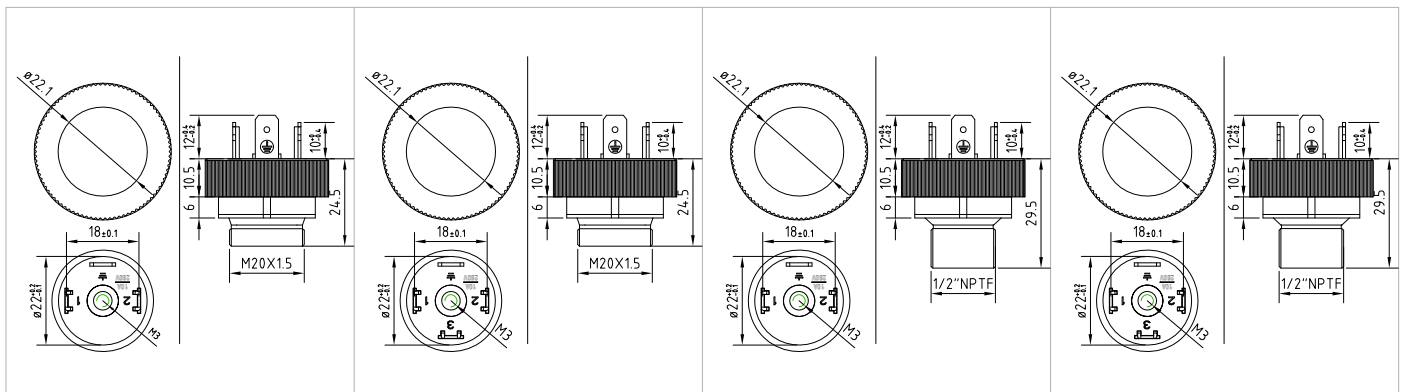
Technical drawing							
<b>Product description</b>							
Connector type	Circular base for DIN valve connectors		Circular base for DIN valve connectors		Circular base for DIN valve connectors		
Conforms to	EN175301-803		EN175301-803		EN175301-803		
Construction type	A		A		A		
Part number	<b>BGRN02000</b>		<b>BGRN03000</b>		<b>BGRN02000-PG11</b>		
Description	Circular base connector BGR series with plastic fixing nut M27X1.5. Base without fixing screws		Circular base connector BGR series with plastic fixing nut M27X1.5. Base without fixing screws		Circular base connector BGR series with plastic fixing nut M27X1.5+PG11 reduction. Base without fixing screws		
Contacts spacing	18mm		18mm		18mm		
Number of contacts	2poles + P.E.		3poles + P.E.		2poles + P.E.		
Earth positioning	-		-		-		
Base colour	Black		Black		Black		
Base height	10.5mm (with plastic fixing nut)		10.5mm (with plastic fixing nut)		24.5mm (with fixing nut and reduction)		
Gasket type	-		-		-		
<b>Technical data</b>							
Rated voltage	250V AC/ 300VDC		250V AC/ 300VDC		250V AC/ 300VDC		
Number of fixing holes	-		-		-		
Diameter of fixing holes	-		-		-		
Fixing screws material	-		-		-		
Fixing screws length	-		-		-		
Fixing screws torque	-		-		-		
Earth fixing screw material	-		-		-		
Earth fixing screws length	-		-		-		
Earth screw torque	-		-		-		
Central nut type	M3 Open		M3 Open		M3 Open		
Reduction type	-		-		From M27x1.5 to PG11		
<b>Packaging</b>							
Qty/Box	200pcs / box		200pcs / box		200pcs / box		
<b>Other accessories options</b>							
See accessories section							
<b>Notes:</b>							
		Base in Grey colour: P/N BGRG02000		Base in Grey colour: P/N BGRG03000			



<b>Technical drawing</b>				
<b>Product description</b>				
Connector type	Circular base for DIN valve connectors	Circular base for DIN valve connectors	Circular base for DIN valve connectors	Circular base for DIN valve connectors
Conforms to	EN175301-803	EN175301-803	EN175301-803	EN175301-803
Construction type	A	A	A	A
Part number	<b>BGRN03000-PG11</b>	<b>BGRN02000-PG13.5</b>	<b>BGRN03000-PG13.5</b>	<b>BGRN03000-PG13.5</b>
Description	Circular base connector BGR series with plastic fixing nut M27X1.5+PG11 reduction. Base without fixing screws	Circular base connector BGR series with plastic fixing nut M27X1.5+PG13.5 reduction. Base without fixing screws	Circular base connector BGR series with plastic fixing nut M27X1.5+PG13.5 reduction. Base without fixing screws	Circular base connector BGR series with plastic fixing nut M27X1.5+PG13.5 reduction. Base without fixing screws
Contacts spacing	18mm	18mm	18mm	18mm
Number of contacts	3poles + P.E.	2poles + P.E.	3poles + P.E.	3poles + P.E.
Earth positioning	-	-	-	-
Base colour	Black	Black	Black	Black
Base height	24.5mm (with fixing nut and reduction)	24.5mm (with fixing nut and reduction)	24.5mm (with fixing nut and reduction)	24.5mm (with fixing nut and reduction)
Gasket type	-	-	-	-
<b>Technical data</b>				
Rated voltage	250V AC/ 300VDC	250V AC/ 300VDC	250V AC/ 300VDC	250V AC/ 300VDC
Number of fixing holes	-	-	-	-
Diameter of fixing holes	-	-	-	-
Fixing screws material	-	-	-	-
Fixing screws length	-	-	-	-
Fixing screws torque	-	-	-	-
Earth fixing screw material	-	-	-	-
Earth fixing screws length	-	-	-	-
Earth screw torque	-	-	-	-
Central nut type	M3 Open	M3 Open	M3 Open	M3 Open
Reduction type	From M27x1.5 to PG11	From M27x1.5 to PG13.5	From M27x1.5 to PG13.5	From M27x1.5 to PG13.5
<b>Packaging</b>				
Qty/Box	200pcs / box	200pcs / box	200pcs / box	200pcs / box
<b>Other accessories options</b>				
See accessories section				
<b>Notes:</b>				

# VALVE CONNECTORS

Bases Form A - EN175301-803(DIN43650)



**Product description**

Circular base for DIN valve connectors	Circular base for DIN valve connectors	Circular base for DIN valve connectors	Circular base for DIN valve connectors
EN175301-803	EN175301-803	EN175301-803	EN175301-803
A	A	A	A
<b>BGRN02000-M20</b>	<b>BGRN03000-M20</b>	<b>BGRN02000-1/2NPTF</b>	<b>BGRN03000-1/2NPTF</b>
Circular base connector BGR series with plastic fixing nut M27X1.5 + M20x1.5 reduction. Base without fixing screws	Circular base connector BGR series with plastic fixing nut M27X1.5 + M20x1.5 reduction. Base without fixing screws	Circular base connector BGR series with plastic fixing nut M27X1.5 + 1/2NPTF reduction. Base without fixing screws	Circular base connector BGR series with plastic fixing nut M27X1.5 + 1/2NPTF reduction. Base without fixing screws
18mm	18mm	18mm	18mm
2poles + P.E.	3poles + P.E.	2poles + P.E.	3poles + P.E.
-	-	-	-
Black	Black	Black	Black
24.5mm (with fixing nut and reduction)	24.5mm (with fixing nut and reduction)	29.5mm (with fixing nut and reduction)	29.5mm (with fixing nut and reduction)
-	-	-	-

**Technical data**

250V AC/ 300VDC	250V AC/ 300VDC	250V AC/ 300VDC	250V AC/ 300VDC
-	-	-	-
-	-	-	-
-	-	-	-
-	-	-	-
-	-	-	-
-	-	-	-
-	-	-	-
M3 Open	M3 Open	M3 Open	M3 Open
From M27x1.5 to M20x1.5	From M27x1.5 to M20x1.5	From M27x1.5 to 1/2"NPTF	From M27x1.5 to 1/2"NPTF

**Packaging**

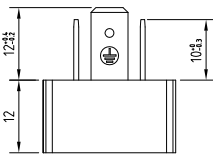
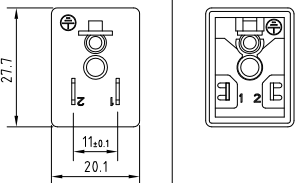
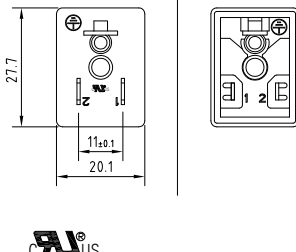
200pcs / box	200pcs / box	200pcs / box	200pcs / box
--------------	--------------	--------------	--------------

**Other accessories options**

See accessories section

**Notes:**



<b>Technical drawing</b>		
		
<b>Product description</b>		
Connector type	Rectangular base for DIN valve connectors	Rectangular base for DIN valve connectors
Conforms to	Industrial	Industrial
Construction type	B	B
Part number	<b>BM1N02000</b>	<b>BM1N02000-UL</b>
Description	Rectangular base connector BM1 series complete with gasket and fixing screws.	Rectangular base connector BM1 series, UL approved, complete with gasket and fixing screws.
Contacts spacing	11mm	11mm
Number of contacts	2poles + P.E.	2poles + P.E.
Earth positioning	-	-
Base colour	Black	Black
Base height	12mm	12mm
Gasket type	Flat NBR gasket	Flat NBR gasket
<b>Technical data</b>		
Rated voltage	250V AC/ 300VDC	250V AC/ 300VDC
Number of fixing holes	-	-
Diameter of fixing holes	-	-
Fixing screws material (x1)	Iron + Zinc plated	Iron + Zinc plated
Fixing screws length (x1)	M3(int.)-M4(ext.) L=15.5mm	M3(int.)-M4(ext.) L=15.5mm
Fixing screws torque (x1)	0.5 N*m	0.5 N*m
Earth fixing screw material	Iron + Zinc plated	Iron + Zinc plated
Earth fixing screws length	M3 L=5mm	M3 L=5mm
Earth screw torque	0.5 N*m	0.5 N*m
Central nut type	-	-
<b>Packaging</b>		
Qty/Box	200pcs / box	200pcs / box
<b>Other accessories options</b>		
See accessories section		
<b>Notes:</b>		
	Base in Grey colour: P/N BM1G02000	

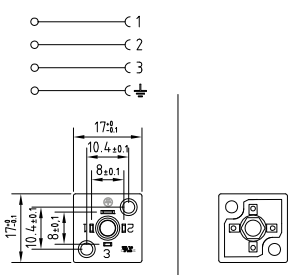
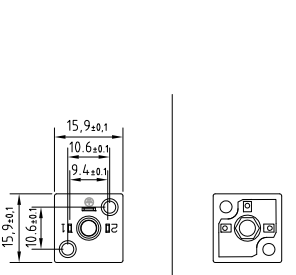
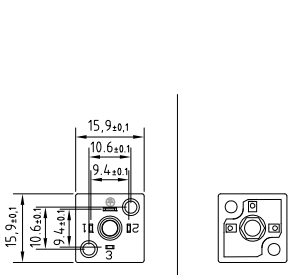

# VALVE CONNECTORS

## Bases Form C - EN175301-803(DIN43650)



<b>Technical drawing</b>				
<b>Product description</b>				
Connector type	Square base for DIN valve connectors	Square base for DIN valve connectors	Square base for DIN valve connectors	Square base for DIN valve connectors
Conforms to	EN175301-803	EN175301-803	EN175301-803	EN175301-803
Construction type	C	C	C	C
Part number	<b>BP1N02000</b>	<b>BP1N03000</b>	<b>BP1N02000-UL</b>	<b>BP1N02000-UL</b>
Description	Square base connector BP1 series complete with gasket and fixing screws.	Square base connector BP1 series complete with gasket and fixing screws.	Square base connector BP1 series, UL approved, complete with gasket and fixing screws.	Square base connector BP1 series, UL approved, complete with gasket and fixing screws.
Contacts spacing	8mm	8mm	8mm	8mm
Number of contacts	2poles + P.E.	3poles + P.E.	2poles + P.E.	2poles + P.E.
Earth positioning	-	-	-	-
Base colour	Black	Black	Black	Black
Base height	8.5mm	8.5mm	8.5mm	8.5mm
Gasket type	Flat NBR gasket	Flat NBR gasket	Flat NBR gasket	Flat NBR gasket
<b>Technical data</b>				
Rated voltage	250V AC/ 300VDC	250V AC/ 300VDC	250V AC/ 300VDC	250V AC/ 300VDC
Number of fixing holes	N°2	N°2	N°2	N°2
Diameter of fixing holes	ø3mm	ø3mm	ø3mm	ø3mm
Fixing screws material (x1)	Iron+Zinc plated	Iron+Zinc plated	Iron+Zinc plated	Iron+Zinc plated
Fixing screws length (x1)	M2.5 L=8mm	M2.5 L=8mm	M2.5 L=8mm	M2.5 L=8mm
Fixing screws torque (x1)	0.4 N*m	0.4 N*m	0.4 N*m	0.4 N*m
Earth fixing screw material	Iron+Zinc plated	Iron+Zinc plated	Iron+Zinc plated	Iron+Zinc plated
Earth fixing screws length	-	-	-	-
Earth screw torque	-	-	-	-
Central nut type	M2.5 Open	M2.5 Open	M2.5 Open	M2.5 Open
<b>Packaging</b>				
Qty/Box	200pcs / box	200pcs / box	200pcs / box	200pcs / box
<b>Other accessories options</b>				
to be ordered separately see page				
<b>Notes:</b>				
	Base in Grey colour: P/N BP1G02000	Base in Grey colour: P/N BP1G03000		



	<b>Technical drawing</b>		
	<b>Product description</b>		
Square base for DIN valve connectors	Connector type	Square base for DIN valve connectors	Square base for DIN valve connectors
EN175301-803	Conforms to	Industrial	Industrial
C	Construction type	C	C
<b>BP1N03000-UL</b>	Part number	<b>BP2N02000</b>	<b>BP2N03000</b>
Square base connector BP1 series, UL approved, complete with gasket and fixing screws.	Description	Square base connector BP2 series complete with gasket and fixing screws.	Square base connector BP2 series complete with gasket and fixing screws.
8mm	Contacts spacing	9.4mm	9.4mm
3poles + P.E.	Number of contacts	2poles + P.E.	3poles + P.E.
-	Earth positioning	-	-
Black	Base colour	Black	Black
8.5mm	Base height	8.5mm	8.5mm
Flat NBR gasket	Gasket type	Flat NBR gasket	Flat NBR gasket
	<b>Technical data</b>		
250V AC/ 300VDC	Rated voltage	250V AC/ 300VDC	250V AC/ 300VDC
N°2	Number of fixing holes	N°2	N°2
ø3mm	Diameter of fixing holes	ø3mm	ø3mm
Iron+Zinc plated	Fixing screws material (x1)	Iron+Zinc plated	Iron+Zinc plated
M2.5 L=8mm	Fixing screws length (x1)	M3 L=8mm	M3 L=8mm
0.4 N*m	Fixing screws torque (x1)	0.5 N*m	0.5 N*m
Iron+Zinc plated	Earth fixing screw material	Iron+Zinc plated	Iron+Zinc plated
-	Earth fixing screws length	-	-
-	Earth screw torque	-	-
M2.5 Open	Central nut type	M3 Open	M3 Open
	<b>Packaging</b>		
200pcs / box	Qty/Box	400pcs / box	400pcs / box
	<b>Other accessories options</b>		
	to be ordered separately see page		
	<b>Notes:</b>	Base in Grey colour: P/N BP2G02000	Base in Grey colour: P/N BP2G03000

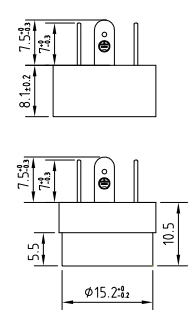
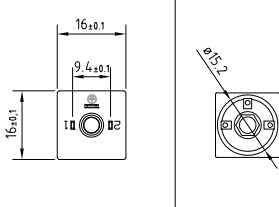
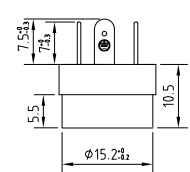
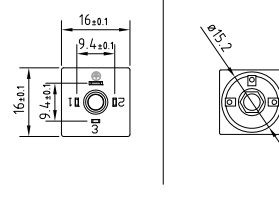
# VALVE CONNECTORS

Bases Form C - Industrial



Square base for DIN valve connectors	Square base for DIN valve connectors	Circular base for DIN valve connectors	Circular base for DIN valve connectors
Industrial	Industrial	Industrial	Industrial
C	C	C	C
<b>BP2N02000-UL</b>	<b>BP2N03000-UL</b>	<b>BP2RN02000</b>	<b>BP2RN03000</b>
Square base connector BP2 series, UL approved, complete with gasket and fixing screws.	Square base connector BP2 series, UL approved, complete with gasket and fixing screws.	Circular base connector BP2R series with plastic fixing nut M27X1.5. Base without fixing screws	Circular base connector BP2R series with plastic fixing nut M27X1.5. Base without fixing screws
9,4mm	9,4mm	9,4mm	9,4mm
2poles + P.E.	3poles + P.E.	2poles + P.E.	3poles + P.E.
-	-	-	-
Black	Black	Black	Black
8.5mm	8.5mm	10.5mm (with plastic fixing nut)	10.5mm (with plastic fixing nut)
Flat NBR gasket	Flat NBR gasket	-	-
250V AC/ 300VDC	250V AC/ 300VDC	250V AC/ 300VDC	250V AC/ 300VDC
N°2	N°2	-	-
ø3mm	ø3mm	-	-
Iron + Zinc plated	Iron + Zinc plated	-	-
M3 L=8mm	M3 L=8mm	-	-
0.5 N*m	0.5 N*m	-	-
Iron + Zinc plated	Iron + Zinc plated	-	-
-	-	-	-
-	-	-	-
M3 Open	M3 Open	M3 Open	M3 Open
-	-	-	-
400pcs / box	400pcs / box	200pcs / box	200pcs / box
		Base available with different reductions: P/N BP2RN02000-PG11 P/N BP2RN02000-PG13.5 P/N BP2RN02000-M20 P/N BP2RN02000-1/2NPTF	Base available with different reductions: P/N BP2RN03000-PG11 P/N BP2RN03000-PG13.5 P/N BP2RN03000-M20 P/N BP2RN03000-1/2NPTF



<b>Technical drawing</b>			
			
			
<b>Product description</b>			
Connector type	Square base for DIN valve connectors	Square base for DIN valve connectors	
Conforms to	Industrial	Industrial	
Construction type	C	C	
Part number	<b>BP3N02000</b>	<b>BP3N03000</b>	
Description	Square base connector BP3 series complete with gasket	Square base connector BP3 series complete with gasket	
Contacts spacing	9.4mm	9.4mm	
Number of contacts	2poles + P.E.	3poles + P.E.	
Earth positioning	-	-	
Base colour	Black	Black	
Base height	10.5mm	10.5mm	
Gasket type	Flat NBR gasket	Flat NBR gasket	
<b>Technical data</b>			
Rated voltage	250V AC/ 300VDC	250V AC/ 300VDC	
Number of fixing holes	-	-	
Diameter of fixing holes	-	-	
Fixing screws material (x1)	-	-	
Fixing screws length (x1)	-	-	
Fixing screws torque (x1)	-	-	
Earth fixing screw material	-	-	
Earth fixing screws length	-	-	
Earth screw torque	-	-	
Central nut type	M3 Open	M3 Open	
<b>Packaging</b>			
Qty/Box	300pcs / box	300pcs / box	
<b>Other accessories options</b>			
to be ordered separately see page			
<b>Notes:</b>			
	Base in Grey colour: P/N BP3G02000	Base in Grey colour: P/N BP3G03000	

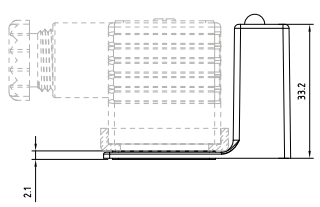
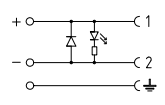
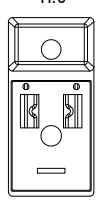

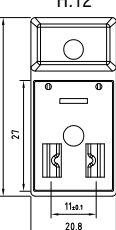
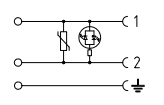
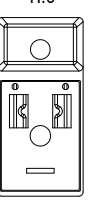

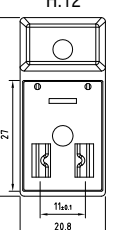
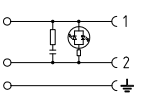
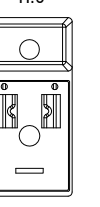


# VALVE CONNECTORS

Adapters bases for DIN Valve connectors - Form A  
EN175301-803(DIN43650)



Technical drawing											
Product description											
Connector type	Adapter base for DIN valve connectors			Adapter base for DIN valve connectors			Adapter base for DIN valve connectors				
Conforms to	EN175301-803			EN175301-803			EN175301-803				
Construction type	A			A			A				
Part number	<b>AG1N02DL1</b>	<b>AG1N02DL2</b>	<b>AG1N02DL3</b>	<b>AG1N02VL1</b>	<b>AG1N02VL2</b>	<b>AG1N02VL3</b>	<b>AG1N02FL1</b>	<b>AG1N02FL2</b>	<b>AG1N02FL3</b>		
Description	Square Angled 90° adapter AG1 series			Square Angled 90° adapter AG1 series			Square Angled 90° adapter AG1 series				
Contacts spacing	18mm			18mm			18mm				
Number of contacts	2poles + 2P.E.			2poles + 2P.E.			2poles + 2P.E.				
Earth positioning	H.6-12			H.6-12			H.6-12				
Adapter colour	Black			Black			Black				
Adapter height	33.2mm			33.2mm			33.2mm				
Technical data											
Rated voltage	24V DC	115V DC	230V DC	24V AC/DC	115V AC/DC	230V AC/DC	24V AC/DC	115V AC/DC	230V AC/DC		
Circuit type	Led + Diode(1A)			Bipolar Led + Varistor			Bipolar Led + RC circuit				
Led colour	Red			Red			Red				
Packaging											
Qty/Bag	1pc / bag			1pc / bag			1pc / bag				
Other accessories options											
-											
Notes:											
Adapter available with different led colour. Adapter available with different circuits.			Adapter available with different led colour. Adapter available with different circuits.			Adapter available with different led colour. Adapter available with different circuits.			Adapter available with different led colour. Adapter available with different circuits.		



<b>Technical drawing</b>													
		 <p>H.6</p> 		 <p>H.12</p> 		 <p>H.6</p> 		 <p>H.12</p> 		 <p>H.6</p> 		 <p>H.12</p> 	
<b>Product description</b>													
Connector type	Adapter base for DIN valve connectors			Adapter base for DIN valve connectors			Adapter base for DIN valve connectors						
Conforms to	Industrial			Industrial			Industrial						
Construction type	B			B			B						
Part number (P.E. H.6)	<b>AM1N02DL1A AM1N02DL2A AM1N02DL3A</b>			<b>AM1N02VL1A AM1N02VL2A AM1N02VL3A</b>			<b>AM1N02FL1A AM1N02FL2A AM1N02FL3A</b>						
Part number (P.E. H.12)	<b>AM1N02DL1B AM1N02DL2B AM1N02DL3B</b>			<b>AM1N02VL1B AM1N02VL2B AM1N02VL3B</b>			<b>AM1N02FL1B AM1N02FL2B AM1N02FL3B</b>						
Description	Rectangular angled 90° adapter AM1 series			Rectangular angled 90° adapter AM1 series			Rectangular angled 90° adapter AM1 series						
Contacts spacing	11mm			11mm			11mm						
Number of contacts	2poles + P.E.			2poles + P.E.			2poles + P.E.						
Earth positioning	H.6 or H.12			H.6 or H.12			H.6 or H.12						
Adapter colour	Black			Black			Black						
Adapter height	33.2mm			33.2mm			33.2mm						
<b>Technical data</b>													
Rated voltage	24V DC	115V DC	230V DC	24V AC/DC	115V AC/DC	230V AC/DC	24V AC/DC	115V AC/DC	230V AC/DC				
Circuit type	Led + Diode(1A)			Bipolar Led + Varistor			Bipolar Led + RC circuit						
Led colour	Red			Red			Red						
<b>Packaging</b>													
Qty/Bag	1pc / bag			1pc / bag			1pc / bag						
<b>Other accessories options</b>													
-													
<b>Notes:</b>													
Adapter available with different led colour.													
Adapter available with different circuits.													

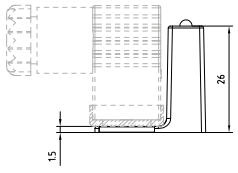
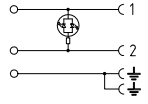
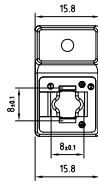
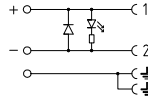
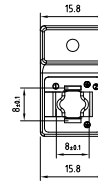
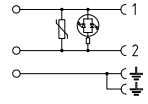
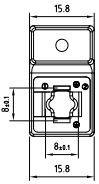
# VALVE CONNECTORS

Adapters bases for DIN Valve connectors - Form B  
Industrial



Technical drawing							
Product description							
Connector type	Adapter base for DIN valve connectors			Adapter base for DIN valve connectors			
Conforms to	Industrial			Industrial			
Construction type	B			B			
Part number (P.E. H.6)	<b>AM1N02DL1A-180</b>	<b>AM1N02DL2A-180</b>	<b>AM1N02DL3A-180</b>	<b>AM1N02VL1A-180</b>	<b>AM1N02VL2A-180</b>	<b>AM1N02VL3A-180</b>	
Part number (P.E. H.12)	<b>AM1N02DL1B-180</b>	<b>AM1N02DL2B-180</b>	<b>AM1N02DL3B-180</b>	<b>AM1N02VL1B-180</b>	<b>AM1N02VL2B-180</b>	<b>AM1N02VL3B-180</b>	
Description	Rectangular straight 180° adapter AM1 series			Rectangular straight 180° adapter AM1 series			
Contacts spacing	11mm			11mm			
Number of contacts	2poles + P.E.			2poles + P.E.			
Earth positioning	H.6 or H.12			H.6 or H.12			
Adapter colour	Black			Black			
Adapter height	33.2mm			33.2mm			
<b>Technical data</b>							
Rated voltage	24V DC	115V DC	230V DC	24V AC/DC	115V AC/DC	230V AC/DC	
Circuit type	Led + Diode(1A)			Bipolar Led + Varistor			
Led colour	Red			Red			
<b>Packaging</b>							
Qty/Bag	1pc / bag			1pc / bag			
<b>Other accessories options</b>							
-							
<b>Notes:</b>							
Adapter available with different led colour.							
Adapter available with different circuits.							



<b>Technical drawing</b>									
		 		 		 			
<b>Product description</b>									
Connector type	Adapter base for DIN valve connectors			Adapter base for DIN valve connectors			Adapter base for DIN valve connectors		
Conforms to	EN175301-803			EN175301-803			EN175301-803		
Construction type	C			C			C		
Part number	<b>AP1N02L01</b>	<b>AP1N02L02</b>	<b>AP1N02L03</b>	<b>AP1N02DL1</b>	<b>AP1N02DL2</b>	<b>AP1N02DL3</b>	<b>AP1N02VL1</b>	<b>AP1N02VL2</b>	<b>AP1N02VL3</b>
Description	Square micro angled 90° adapter AP1 series			Square micro angled 90° adapter AP1 series			Square micro angled 90° adapter AP1 series		
Contacts spacing	8mm			8mm			8mm		
Number of contacts	2poles + 2P.E.			2poles + 2P.E.			2poles + 2P.E.		
Earth positioning	H.6-12			H.6-12			H.6-12		
Adapter colour	Black			Black			Black		
Adapter height	26mm			26mm			26mm		
<b>Technical data</b>									
Rated voltage	24V AC/DC	115V AC/DC	230V AC/DC	24V DC	115V DC	230V DC	24V AC/DC	115V AC/DC	230V AC/DC
Circuit type	Bipolar Led			Led + Diode(1A)			Bipolar Led + Varistor		
Led colour	Red			Red			Red		
<b>Packaging</b>									
Qty/Bag	1pc / bag			1pc / bag			1pc / bag		
<b>Other accessories options</b>									
-									
<b>Notes:</b>									
Adapter available with different led colour.									
Adapter available with different circuits.									

# VALVE CONNECTORS

Adapters bases for DIN Valve connectors - Form C  
Industrial



Technical drawing											
Product description											
Connector type	Adapter base for DIN valve connectors			Adapter base for DIN valve connectors			Adapter base for DIN valve connectors				
Conforms to	Industrial			Industrial			Industrial				
Construction type	C			C			C				
Part number	<b>AP2N02L01</b>	<b>AP2N02L02</b>	<b>AP2N02L03</b>	<b>AP2N02DL1</b>	<b>AP2N02DL2</b>	<b>AP2N02DL3</b>	<b>AP2N02VL1</b>	<b>AP2N02VL2</b>	<b>AP2N02VL3</b>		
Description	Square micro angled 90° adapter AP2 series			Square micro angled 90° adapter AP2 series			Square micro angled 90° adapter AP2 series				
Contacts spacing	9.4mm			9.4mm			9.4mm				
Number of contacts	2poles + 2P.E.			2poles + 2P.E.			2poles + 2P.E.				
Earth positioning	H.6-12			H.6-12			H.6-12				
Adapter colour	Black			Black			Black				
Adapter height	26mm			26mm			26mm				
Technical data											
Rated voltage	24V AC/DC	115V AC/DC	230V AC/DC	24V DC	115V DC	230V DC	24V AC/DC	115V AC/DC	230V AC/DC		
Circuit type	Bipolar Led			Led + Diode(1A)			Bipolar Led + Varistor				
Led colour	Red			Red			Red				
Packaging											
Qty/Bag	1pc / bag			1pc / bag			1pc / bag				
Other accessories options											
-											
Notes:											
Adapter available with different led colour.											
Adapter available with different circuits.											

### ● GENERAL FEATURES:

<p><b>Adapter :</b>  <b>M8 :</b> M8 circular connector.  <b>M12:</b> M12 circular connector.</p> <p><b>Fixing system :</b>          Central fixing screw.</p> <p><b>Max. screw torque IEC60947-1</b>          (Central fixing screw) :          G1-M1-P2 series: Max. 0.5 N * m.          P1 series: Max. 0.4 N * m.</p> <p><b>Type of terminations :</b>          Screw(with protection plate).</p> <p><b>Contact material and treatment :</b>          Brass + Silver plated.</p>	<p><b>Housing material :</b>          Polypropylene.</p> <p><b>Internal core material :</b>          PA66.</p> <p><b>Flammability resistance :</b>          UL94-V2 - Standard.</p> <p><b>Protection class :</b>          IP 65 / 67 (assembled).</p> <p><b>Operating temperature :</b>          -40°C +90°C with NBR gasket.          -40°C +125°C with Silicone gasket.</p>
---	---

G1
N
0
2
00
0
C
-
12MD
-
##

**SERIES**

G1 : EN175301-803 form A (18mm).  
 G1B : EN175301-803 form A (18mm) TOP EXIT.  
 BG1 : EN175301-803 form A (18mm)WITH MALE CONTACTS.  
 BG1B: EN175301-803 form A (18mm)WITH MALE CONTACTS TOP EXIT.  
 M1 : INDUSTRIAL form B (11mm).  
 M2 : EN175301-803 form B (10mm).  
 P1 : EN175301-803 form C (8mm).  
 P2 : MICRO INDUSTRIAL form C (9.4mm).

**COLOUR**

G : GREY.  
 N : BLACK (STANDARD).

**CABLE GLAND**

0 : MOULDED CONNECTOR.

**POLES No.**

2 : 2POLES + EARTH.  
 3 : 3POLES + EARTH.

**CIRCUIT TYPE**

SEE CIRCUITS FEATURES PAGE.  
 (BG1B SERIES ONLY WITHOUT ELECTRONIC).

**VOLTAGE**

0 : 60V.  
 1 : 24V.

**EARTH POSITION**

A : H.6. B : H.12. C : DOUBLE H.6-12. D : H.3. E : H.9. F : DOUBLE H. 3-9.

**ADAPTER WITH**


12MD : M12 MALE 180° 3p. 12FD : M12 FEMALE 180° 3p.  
 08MD3 : M8 MALE 180° 3p. 08FD3 : M8 FEMALE 180° 3p.  
 08MD4 : M8 MALE 180° 4p. 08FD4 : M8 FEMALE 180° 4p.

**SOME VARIABLES**

L : PROFILED GASKET. SS : STAINLESS STEEL SCREW. Y : WITHOUT H.T.P.LOGO.

# VALVE CONNECTORS

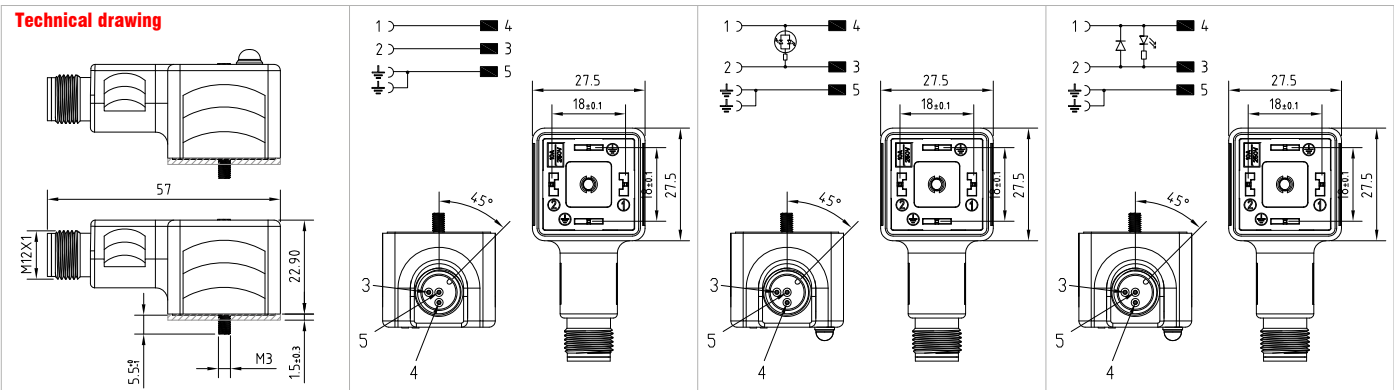
Adapters DIN valve connectors - Form A  
EN175301-803(DIN43650) + M12/M8 connectors



Technical drawing				
<b>Product description</b>				
Connector type	Adapter DIN valve connector - M8 connector	Adapter DIN valve connector - M8 connector	Adapter DIN valve connector - M8 connector	Adapter DIN valve connector - M8 connector
Conforms to	EN175301-803	EN175301-803	EN175301-803	EN175301-803
Construction type	A	A	A	A
Part number	<b>G1N02000C-08MD3</b>	<b>G1N02DL1C-08MD3</b>	<b>G1N02VL1C-08MD3</b>	<b>G1N02VL1C-08MD3</b>
Description	Adapter square connector EN175301-803 (form A) - M8 circular connector.	Adapter square connector EN175301-803 (form A) - M8 circular connector.	Adapter square connector EN175301-803 (form A) - M8 circular connector.	Adapter square connector EN175301-803 (form A) - M8 circular connector.
Contacts spacing	18mm	18mm	18mm	18mm
Number of contacts	2poles + 2P.E.	2poles + 2P.E.	2poles + 2P.E.	2poles + 2P.E.
Earth positioning	H.6-12	H.6-12	H.6-12	H.6-12
Housing colour	Black	Black	Black	Black
Housing height	22.9mm	22.9mm	22.9mm	22.9mm
Gasket type	Integrated NBR gasket	Integrated NBR gasket	Integrated NBR gasket	Integrated NBR gasket
Circular connector type	M8	M8	M8	M8
<b>Technical data</b>				
Rated voltage	60V AC/DC	24V DC	24V AC/DC	24V AC/DC
Circuit type	-	Led + Diode(1A)	Bipolar Led + Varistor	Bipolar Led + Varistor
Led colour	-	Red	Red	Red
Central fixing screw	M3 L=25mm	M3 L=25mm	M3 L=25mm	M3 L=25mm
Central fixing screw material	Iron+Zinc plated	Iron+Zinc plated	Iron+Zinc plated	Iron+Zinc plated
Central screw torque	0.5 N*m	0.5 N*m	0.5 N*m	0.5 N*m
M8 Connector type	Straight 180°	Straight 180°	Straight 180°	Straight 180°
M8 contacts type	Male 3poles	Male 3poles	Male 3poles	Male 3poles
Number of contacts connected	n°2	n°2	n°2	n°2
<b>Packaging</b>				
Qty/Bag	1pc / bag	1pc / bag	1pc / bag	1pc / bag
<b>Other accessories options</b>				
See accessories section				
<b>Notes:</b>				
	Connector available with different circuits	Connector available with different led colour	Connector available with different led colour	Connector available with different led colour



### Technical drawing

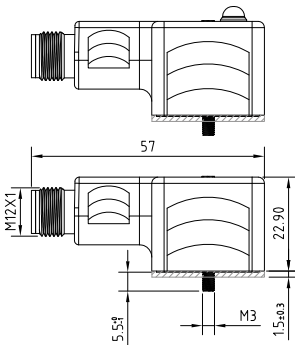
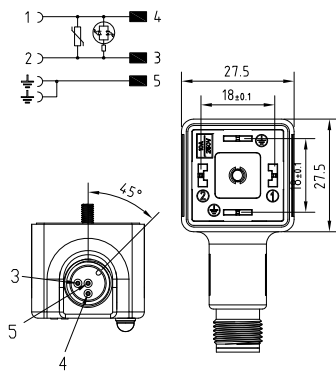
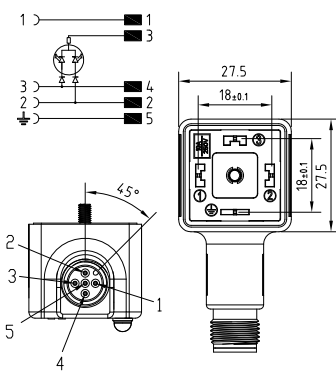


Product description			
Connector type	Adapter DIN valve connector-M12 connector	Adapter DIN valve connector-M12 connector	Adapter DIN valve connector-M12 connector
Conforms to	EN175301-803	EN175301-803	EN175301-803
Construction type	A	A	A
Part number	<b>G1N02000C-12MD</b>	<b>G1N02L01C-12MD</b>	<b>G1N02DL1C-12MD</b>
Description	Adapter square connector EN175301-803 (form A) - M12 circular connector.	Adapter square connector EN175301-803 (form A) - M12 circular connector.	Adapter square connector EN175301-803 (form A) - M12 circular connector.
Contacts spacing	18mm	18mm	18mm
Number of contacts	2poles + 2P.E.	2poles + 2P.E.	2poles + 2P.E.
Earth positioning	H.6-12	H.6-12	H.6-12
Housing colour	Black	Black	Black
Housing height	22.9mm	22.9mm	22.9mm
Gasket type	Integrated NBR gasket	Integrated NBR gasket	Integrated NBR gasket
Circular connector type	M12	M12	M12
Technical data			
Rated voltage	60V AC/DC	24V AC/DC	24V DC
Circuit type	-	Bipolar Led	Led + Diode(1A)
Led colour	-	Red	Red
Central fixing screw	M3 L=25mm	M3 L=25mm	M3 L=25mm
Central fixing screw material	Iron+Zinc plated	Iron+Zinc plated	Iron+Zinc plated
Central screw torque	0.5 N*m	0.5 N*m	0.5 N*m
M12 Connector type	Straight 180°	Straight 180°	Straight 180°
M12 contacts type	Male 3poles	Male 3poles	Male 3poles
Number of contacts connected	n°3	n°3	n°3
Packaging			
Qty/Bag	1pc / bag	1pc / bag	1pc / bag
Other accessories options			
See accessories section			
Notes:			
	Connector available with different circuits	Connector available with different led colour	Connector available with different led colour

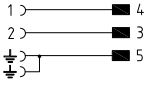
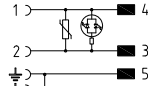
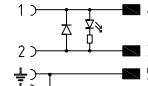
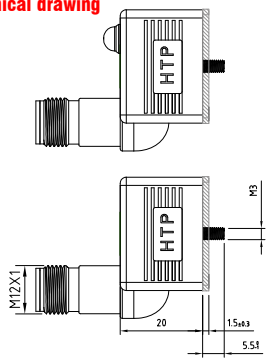
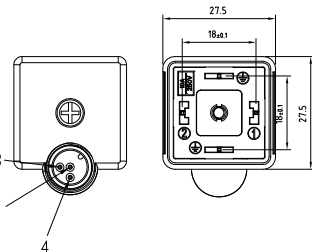
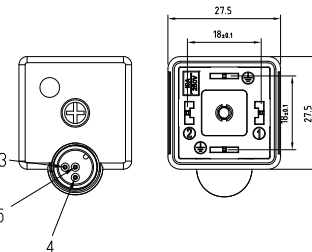
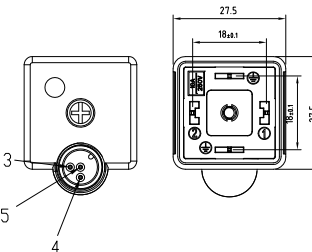
## VALVE CONNECTORS

Adapters DIN valve connectors - Form A  
EN175301-803(DIN43650) + M12/M8 connectors



Technical drawing			
			
Product description			
Connector type	Adapter DIN valve connector-M12 connector	Adapter DIN valve connector-M12 connector	
Conforms to	EN175301-803	EN175301-803	
Construction type	A	A	
Part number	<b>G1N02VL1C-12MD</b>	<b>G1N03Q01A-12MD</b>	
Description	Adapter square connector EN175301-803 (form A) - M12 circular connector.	Adapter square connector EN175301-803 (form A) - M12 circular connector.	
Contacts spacing	18mm	18mm	
Number of contacts	2poles + 2P.E.	3poles + P.E.	
Earth positioning	H.6-12	H.6	
Housing colour	Black	Black	
Housing height	22.9mm	22.9mm	
Gasket type	Integrated NBR gasket	Integrated NBR gasket	
Circular connector type	M12	M12	
Technical data			
Rated voltage	24V AC/DC	24V DC	
Circuit type	Bipolar Led + Varistor	Bicolour Led + no.2 Diodes (1A)	
Led colour	Red	Red (pin 2) ; Green (pin3)	
Central fixing screw	M3 L=25mm	M3 L=25mm	
Central fixing screw material	Iron+Zinc plated	Iron+Zinc plated	
Central screw torque	0.5 N*m	0.5 N*m	
M12 Connector type	Straight 180°	Straight 180°	
M12 contacts type	Male 3poles	Male 5poles	
Number of contacts connected	n°3	n°5	
Packaging			
Qty/Bag	1pc / bag	1pc / bag	
Other accessories options			
See accessories section			
Notes:			
	Connector available with different led colour	Connector available with different led connection: Q8 circuit (Green pin 2; Red pin 3) Q1 circuit (Yellow pin 2; Green pin 3)	



<b>Technical drawing</b>				
				
<b>Product description</b>		Adapter DIN valve connector-M12 connector	Adapter DIN valve connector-M12 connector	Adapter DIN valve connector-M12 connector
Connector type	Adapter DIN valve connector-M12 connector	Adapter DIN valve connector-M12 connector	Adapter DIN valve connector-M12 connector	Adapter DIN valve connector-M12 connector
Conforms to	EN175301-803	EN175301-803	EN175301-803	EN175301-803
Construction type	A	A	A	A
Part number	<b>GBN02000C-12MD</b>	<b>GBN02VL1C-12MD</b>	<b>GBN02DL1C-12MD</b>	<b>GBN02DL1C-12MD</b>
Description	Adapter square connector EN175301-803 (form A) top exit - M12 circular connector.	Adapter square connector EN175301-803 (form A) top exit - M12 circular connector.	Adapter square connector EN175301-803 (form A) top exit - M12 circular connector.	Adapter square connector EN175301-803 (form A) top exit - M12 circular connector.
Contacts spacing	18mm	18mm	18mm	18mm
Number of contacts	2poles + 2P.E.	2poles + 2P.E.	2poles + 2P.E.	2poles + 2P.E.
Earth positioning	H.6-12	H.6-12	H.6-12	H.6-12
Housing colour	Black	Black	Black	Black
Housing height	20mm	20mm	20mm	20mm
Gasket type	Integrated NBR gasket	Integrated NBR gasket	Integrated NBR gasket	Integrated NBR gasket
Circular connector type	M12	M12	M12	M12
<b>Technical data</b>				
Rated voltage	60V AC/DC	24V AC/DC	24V DC	24V DC
Circuit type	-	Bipolar Led + Varistor	Led + Diode(1A)	Led + Diode(1A)
Led colour	-	Red	Red	Red
Central fixing screw	M3 L=22.5mm	M3 L=22.5mm	M3 L=22.5mm	M3 L=22.5mm
Central fixing screw material	Iron+Zinc plated	Iron+Zinc plated	Iron+Zinc plated	Iron+Zinc plated
Central screw torque	0.5 N*m	0.5 N*m	0.5 N*m	0.5 N*m
M12 Connector type	Straight 180°	Straight 180°	Straight 180°	Straight 180°
M12 contacts type	Male 3poles	Male 3poles	Male 3poles	Male 3poles
Number of contacts connected	n°3	n°3	n°3	n°3
<b>Packaging</b>				
Qty/Bag	1pc / bag	1pc / bag	1pc / bag	1pc / bag
<b>Other accessories options</b>				
See accessories section				
<b>Notes:</b>				
	Connector available with different circuits	Connector available with different led colour	Connector available with different led colour	Connector available with different led colour

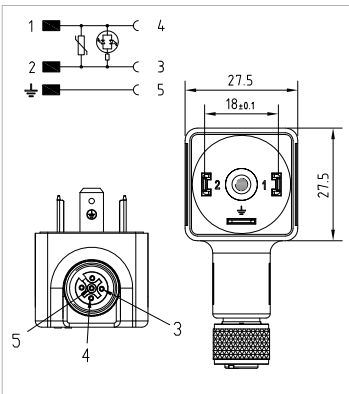
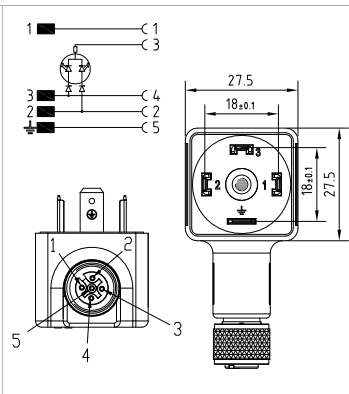
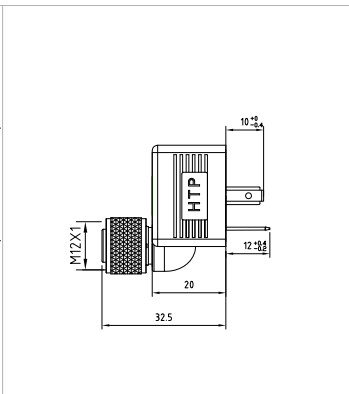
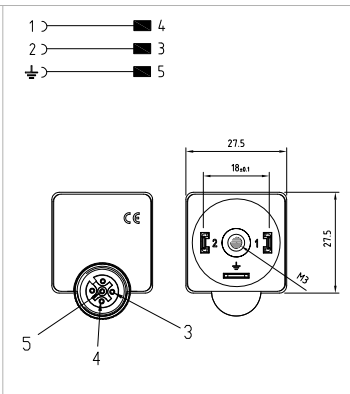
# VALVE CONNECTORS

Adapters DIN valve connectors - Form A  
EN175301-803(DIN43650) + M12/M8 connectors



Technical drawing				
<b>Product description</b>		Adapter DIN valve connector-M12 connector	Adapter DIN valve connector-M12 connector	Adapter DIN valve connector-M12 connector
Connector type	Adapter DIN valve connector-M12 connector	Adapter DIN valve connector-M12 connector	Adapter DIN valve connector-M12 connector	Adapter DIN valve connector-M12 connector
Conforms to	EN175301-803	EN175301-803	EN175301-803	EN175301-803
Construction type	A	A	A	A
Part number	<b>BG1N02000A-12FD</b>	<b>BG1N02L01A-12FD</b>	<b>BG1N02DL1A-12FD</b>	<b>BG1N02DL1A-12FD</b>
Description	Adapter square connector EN175301-803 (form A) male - M12 circular connector.	Adapter square connector EN175301-803 (form A) male - M12 circular connector.	Adapter square connector EN175301-803 (form A) male - M12 circular connector.	Adapter square connector EN175301-803 (form A) male - M12 circular connector.
Contacts spacing	18mm	18mm	18mm	18mm
Number of contacts	2poles + P.E.	2poles + P.E.	2poles + P.E.	2poles + P.E.
Earth positioning	H.6	H.6	H.6	H.6
Housing colour	Black	Black	Black	Black
Housing height	22.9mm	22.9mm	22.9mm	22.9mm
Gasket type	-	-	-	-
Circular connector type	M12	M12	M12	M12
<b>Technical data</b>				
Rated voltage	60V AC/DC	24V AC/DC	24V AC/DC	24V DC
Circuit type	-	Bipolar Led	Bipolar Led	Led + Diode(1A)
Led colour	-	Red	Red	Red
Central fixing screw material	M3x0.5 Closed	M3x0.5 Closed	M3x0.5 Closed	M3x0.5 Closed
Central screw torque	Iron+Zinc plated	Iron+Zinc plated	Iron+Zinc plated	Iron+Zinc plated
Central screw torque	0.5 N*m	0.5 N*m	0.5 N*m	0.5 N*m
M12 Connector type	Straight 180°	Straight 180°	Straight 180°	Straight 180°
M12 contacts type	Female 3poles	Female 3poles	Female 3poles	Female 3poles
Number of contacts connected	n°3	n°3	n°3	n°3
<b>Packaging</b>				
Qty/Bag	1pc / bag	1pc / bag	1pc / bag	1pc / bag
<b>Other accessories options</b>				
See accessories section				
<b>Notes:</b>		Connector available with different circuits	Connector available with different led colour	Connector available with different led colour



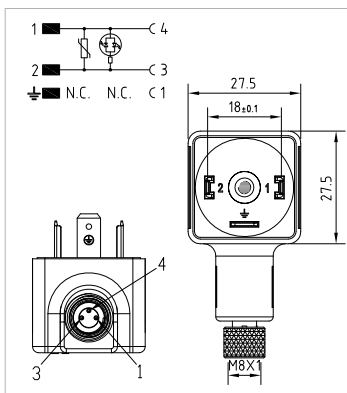
			
<p><b>Product description</b></p> <p>Adapter DIN valve connector-M12 connector EN175301-803</p> <p>A</p> <p><b>BG1N02VL1A-12FD</b></p> <p>Adapter square connector EN175301-803 (form A) male - M12 circular connector.</p> <p>18mm</p> <p>2poles + P.E.</p> <p>H.6</p> <p>Black</p> <p>22.9mm</p> <p>-</p> <p>M12</p>	<p><b>Product description</b></p> <p>Adapter DIN valve connector-M12 connector EN175301-803</p> <p>A</p> <p><b>BG1N02Q01A-12FD</b></p> <p>Adapter square connector EN175301-803 (form A) male - M12 circular connector.</p> <p>18mm</p> <p>2poles + P.E.</p> <p>H.6</p> <p>Black</p> <p>22.9mm</p> <p>-</p> <p>M12</p>	<p><b>Product description</b></p> <p>Connector type</p> <p>Conforms to</p> <p>Construction type</p> <p>Part number</p> <p>Description</p> <p>Contacts spacing</p> <p>Number of contacts</p> <p>Earth positioning</p> <p>Housing colour</p> <p>Height housing</p> <p>Gasket type</p> <p>Circular connector type</p>	<p><b>Product description</b></p> <p>Adapter DIN valve connector-M12 connector EN175301-803</p> <p>A</p> <p><b>BGB1N02000A-12FD</b></p> <p>Adapter square connector EN175301-803 (form A) top exit male-M12 circular connector.</p> <p>18mm</p> <p>2poles + P.E.</p> <p>H.6</p> <p>Black</p> <p>20mm</p> <p>-</p> <p>M12</p>
<p><b>Technical data</b></p> <p>24V AC/DC</p> <p>Bipolar Led + Varistor</p> <p>Red</p> <p>M3x0.5 Closed</p> <p>Iron + Zinc plated</p> <p>0.5 N*m</p> <p>Straight 180°</p> <p>Female 3poles</p> <p>n°3</p>	<p><b>Technical data</b></p> <p>24V DC</p> <p>Bicolour Led + no.2 Diodes (1A)</p> <p>Red (pin 2) ; Green (pin3)</p> <p>M3x0.5 Closed</p> <p>Iron+Zinc plated</p> <p>0.5 N*m</p> <p>Straight 180°</p> <p>Female 3poles</p> <p>n°5</p>	<p><b>Technical data</b></p> <p>Rated voltage</p> <p>Circuit type</p> <p>Led colour</p> <p>Central fixing nut</p> <p>Central fixing screw material</p> <p>Central screw torque</p> <p>M12 Connector type</p> <p>M12 contacts type</p> <p>Number of contacts connected</p>	<p><b>Technical data</b></p> <p>60V AC/DC</p> <p>-</p> <p>-</p> <p>M3x0.5 Closed</p> <p>Iron+Zinc plated</p> <p>0.5 N*m</p> <p>Straight 180°</p> <p>Female 3poles</p> <p>n°3</p>
<p><b>Packaging</b></p> <p>1pc / bag</p>	<p><b>Packaging</b></p> <p>1pc / bag</p>	<p><b>Packaging</b></p> <p>Qty/Box</p>	<p><b>Packaging</b></p> <p>1pc / bag</p>
<p><b>Other accessories options</b></p> <p>See accessories section</p>	<p><b>Other accessories options</b></p> <p>See accessories section</p>	<p><b>Other accessories options</b></p> <p>See accessories section</p>	<p><b>Other accessories options</b></p> <p>See accessories section</p>
<p><b>Notes:</b></p> <p>Connector available with different led colour</p>	<p><b>Notes:</b></p> <p>Connector available with different led connection: Q8 circuit (Green pin 2; Red pin 3) Q1 circuit (Yellow pin 2; Green pin 3)</p>	<p><b>Notes:</b></p>	<p><b>Notes:</b></p>

# VALVE CONNECTORS

Adapters DIN valve connectors - Form A  
EN175301-803(DIN43650) + M12/M8 connectors



Technical drawing				
<b>Product description</b>				
Connector type	Adapter DIN valve connector - M8 connector	Adapter DIN valve connector - M8 connector	Adapter DIN valve connector - M8 connector	Adapter DIN valve connector - M8 connector
Conforms to	EN175301-803	EN175301-803	EN175301-803	EN175301-803
Construction type	A	A	A	A
Part number	<b>BG1N02000C-08FD3</b>	<b>BG1N02L01C-08FD3</b>	<b>BG1N02DL1C-08FD3</b>	<b>BG1N02DL1C-08FD3</b>
Description	Adapter square connector EN175301-803 (form A) - M8 circular connector.	Adapter square connector EN175301-803 (form A) - M8 circular connector.	Adapter square connector EN175301-803 (form A) - M8 circular connector.	Adapter square connector EN175301-803 (form A) - M8 circular connector.
Contacts spacing	18mm	18mm	18mm	18mm
Number of contacts	2poles + P.E.	2poles + P.E.	2poles + P.E.	2poles + P.E.
Earth positioning	H.6	H.6	H.6	H.6
Housing colour	Black	Black	Black	Black
Housing height	22.9mm	22.9mm	22.9mm	22.9mm
Gasket type	-	-	-	-
Circular connector type	M8	M8	M8	M8
<b>Technical data</b>				
Rated voltage	50V AC/60 V DC	24V AC/DC	24V DC	24V DC
Circuit type	-	Bipolar Led	Led + Diode(1A)	Led + Diode(1A)
Led colour	-	Red	Red	Red
Central fixing screw	M3 L=25mm	M3 L=25mm	M3 L=25mm	M3 L=25mm
Central fixing screw material	Iron+Zinc plated	Iron+Zinc plated	Iron+Zinc plated	Iron+Zinc plated
Central screw torque	0.5 N*m	0.5 N*m	0.5 N*m	0.5 N*m
M8 Connector type	Straight 180°	Straight 180°	Straight 180°	Straight 180°
M8 contacts type	Female 3poles	Female 3poles	Female 3poles	Female 3poles
Number of contacts connected	n°2	n°2	n°2	n°2
<b>Packaging</b>				
Qty/Bag	1pc / bag	1pc / bag	1pc / bag	1pc / bag
<b>Other accessories options</b>				
See accessories section				
<b>Notes:</b>				
	Connector available with different circuits	Connector available with different led colour	Connector available with different led colour	Connector available with different led colour



**Product description**

Adapter DIN valve connector - M8 connector

EN175301-803

A

**BG1N02VL1C-08MD3**

Adapter square connector EN175301-803 (form A) - M8 circular connector.

18mm

2poles + P.E.

H.6

Black

22.9mm

-

M8

**Technical data**

24V AC/DC

Bipolar Led + Varistor

Red

M3 L=25mm

Iron + Zinc plated

0.5 N\*m

Straight 180°

Female 3poles

n°2

**Packaging**

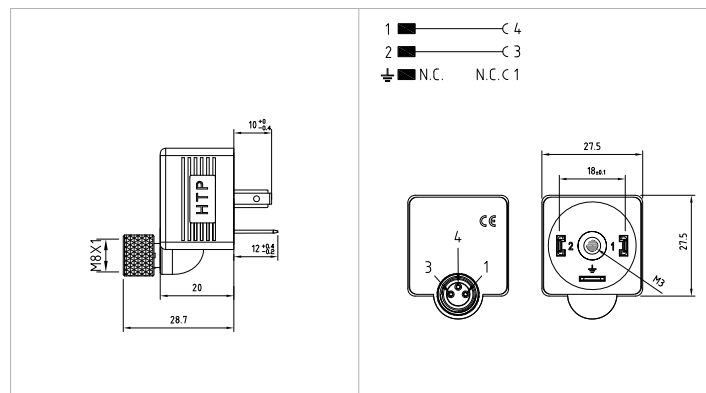
1pc / bag

**Other accessories options**

See accessories section

**Notes:**

Connector available with different led colour



**Product description**

Connector type

Adapter DIN valve connector-M8 connector

Conforms to

EN175301-803

Construction type

A

Part number

**BG1N02000A-08FD3**

Description

Adapter square connector EN175301-803 (form A) top exit male-M8 circular connector.

Contacts spacing

18mm

Number of contacts

2poles + P.E.

Earth positioning

H.6

Housing colour

Black

Housing height

20mm

Gasket type

-

Circular connector type

M8

**Technical data**

Rated voltage

50V AC/60 V DC

Circuit type

-

Led colour

-

Central fixing nut

M3x0.5 Closed

Central fixing screw material

Iron + Zinc plated

Central screw torque

0.5 N\*m

M8 Connector type

Straight 180°

M8 contacts type

Female 3poles

Number of contacts connected

n°2

**Packaging**

Qty/Box

1pc / bag

**Other accessories options**

See accessories section

**Notes:**

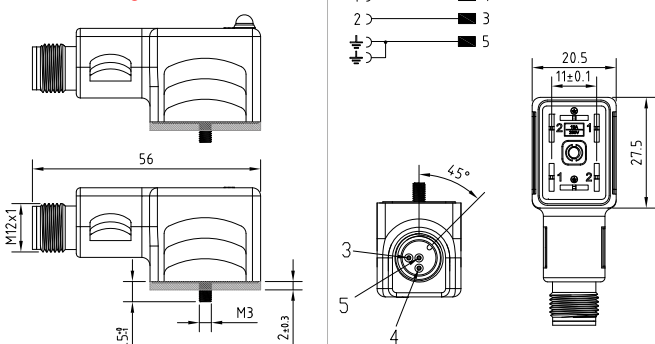
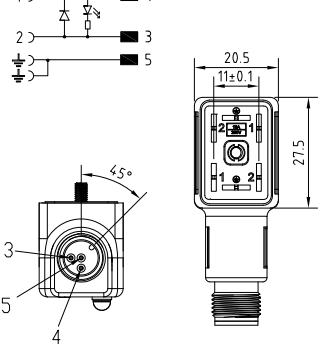
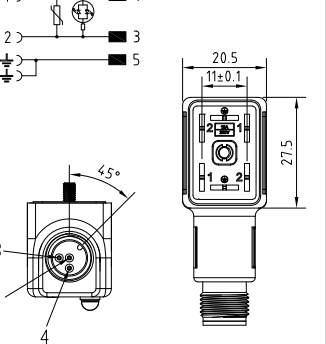
# VALVE CONNECTORS

Adapters DIN valve connectors - Form B  
Industrial + M12/M8 connectors



Technical drawing				
<b>Product description</b>				
Connector type	Adapter DIN valve connector-M8 connector	Adapter DIN valve connector-M8 connector	Adapter DIN valve connector-M8 connector	Adapter DIN valve connector-M8 connector
Conforms to	Industrial	Industrial	EN175301-803	
Construction type	B	B	B	
Part number	<b>M1N02000C-08MD3</b>	<b>M1N02DL1C-08MD3</b>	<b>M1N02VL1C-08MD3</b>	
Description	Adapter rectangular industrial connector (form B) - M8 circular connector.	Adapter rectangular industrial connector (form B) - M8 circular connector.	Adapter rectangular industrial connector (form B) - M8 circular connector.	
Contacts spacing	11mm	11mm	11mm	
Number of contacts	2poles + 2P.E.	2poles + 2P.E.	2poles + 2P.E.	
Earth positioning	H.6-12	H.6-12	H.6-12	
Housing colour	Black	Black	Black	
Housing height	22.9mm	22.9mm	22.9mm	
Gasket type	Integrated NBR gasket	Integrated NBR gasket	Integrated NBR gasket	
Circular connector type	M8	M8	M8	
<b>Technical data</b>				
Rated voltage	60V AC/DC	24V DC	24V AC/DC	
Circuit type	-	Led + Diode(1A)	Bipolar Led + Varistor	
Led colour	-	Red	Red	
Central fixing screw	M3 L=25mm	M3 L=25mm	M3 L=25mm	
Central fixing screw material	Iron+Zinc plated	Iron+Zinc plated	Iron+Zinc plated	
Central screw torque	0.5 N*m	0.5 N*m	0.5 N*m	
M8 Connector type	Straight 180°	Straight 180°	Straight 180°	
M8 contacts type	Male 3poles	Male 3poles	Male 3poles	
Number of contacts connected	n°2	n°2	n°2	
<b>Packaging</b>				
Qty/Bag	1pc / bag	1pc / bag	1pc / bag	
<b>Other accessories options</b>				
See accessories section				
<b>Notes:</b>				
	Connector available with different circuits	Connector available with different led colour	Connector available with different led colour	



Technical drawing							
<b>Product description</b>							
Connector type	Adapter DIN valve connector-M12 connector	Adapter DIN valve connector-M12 connector	Adapter DIN valve connector-M12 connector	Adapter DIN valve connector-M12 connector	Adapter DIN valve connector-M12 connector	Adapter DIN valve connector-M12 connector	Adapter DIN valve connector-M12 connector
Conforms to	Industrial	Industrial	Industrial	Industrial	Industrial	Industrial	Industrial
Construction type	B	B	B	B	B	B	B
Part number	<b>M1N0200C-12MD</b>	<b>M1N02DL1C-12MD</b>	<b>M1N02DL1C-12MD</b>	<b>M1N02DL1C-12MD</b>	<b>M1N02VL1C-12MD</b>	<b>M1N02VL1C-12MD</b>	<b>M1N02VL1C-12MD</b>
Description	Adapter rectangular industrial connector (form B) - M12 circular connector.	Adapter rectangular industrial connector (form B) - M12 circular connector.	Adapter rectangular industrial connector (form B) - M12 circular connector.	Adapter rectangular industrial connector (form B) - M12 circular connector.	Adapter rectangular industrial connector (form B) - M12 circular connector.	Adapter rectangular industrial connector (form B) - M12 circular connector.	Adapter rectangular industrial connector (form B) - M12 circular connector.
Contacts spacing	11mm	11mm	11mm	11mm	11mm	11mm	11mm
Number of contacts	2poles + 2P.E.	2poles + 2P.E.	2poles + 2P.E.	2poles + 2P.E.	2poles + 2P.E.	2poles + 2P.E.	2poles + 2P.E.
Earth positioning	H.6-12	H.6-12	H.6-12	H.6-12	H.6-12	H.6-12	H.6-12
Housing colour	Black	Black	Black	Black	Black	Black	Black
Housing height	22.9mm	22.9mm	22.9mm	22.9mm	22.9mm	22.9mm	22.9mm
Gasket type	Integrated NBR gasket	Integrated NBR gasket	Integrated NBR gasket	Integrated NBR gasket	Integrated NBR gasket	Integrated NBR gasket	Integrated NBR gasket
Circular connector type	M12	M12	M12	M12	M12	M12	M12
<b>Technical data</b>							
Rated voltage	60V AC/DC	24V DC	24V DC	24V DC	24V AC/DC	24V AC/DC	24V AC/DC
Circuit type	-	Led + Diode(1A)	Led + Diode(1A)	Led + Diode(1A)	Bipolar Led + Varistor	Bipolar Led + Varistor	Bipolar Led + Varistor
Led colour	-	Red	Red	Red	Red	Red	Red
Central fixing screw	M3 L=25mm	M3 L=25mm	M3 L=25mm	M3 L=25mm	M3 L=25mm	M3 L=25mm	M3 L=25mm
Central fixing screw material	Iron+Zinc plated	Iron+Zinc plated	Iron+Zinc plated	Iron+Zinc plated	Iron+Zinc plated	Iron+Zinc plated	Iron+Zinc plated
Central screw torque	0.5 N*m	0.5 N*m	0.5 N*m	0.5 N*m	0.5 N*m	0.5 N*m	0.5 N*m
M12 Connector type	Straight 180°	Straight 180°	Straight 180°	Straight 180°	Straight 180°	Straight 180°	Straight 180°
M12 contacts type	Male 3poles	Male 3poles	Male 3poles	Male 3poles	Male 3poles	Male 3poles	Male 3poles
Number of contacts connected	n°3	n°3	n°3	n°3	n°3	n°3	n°3
<b>Packaging</b>							
Qty/Bag	1pc / bag	1pc / bag	1pc / bag	1pc / bag	1pc / bag	1pc / bag	1pc / bag
<b>Other accessories options</b>							
See accessories section							
<b>Notes:</b>							
	Connector available with different circuits	Connector available with different led colour	Connector available with different led colour	Connector available with different led colour	Connector available with different led colour	Connector available with different led colour	Connector available with different led colour

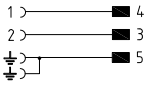
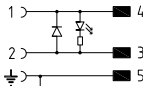
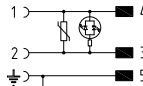
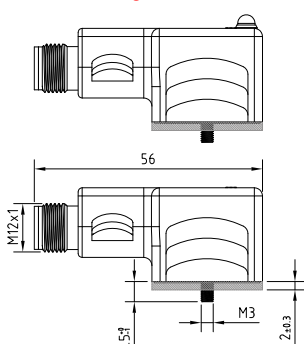
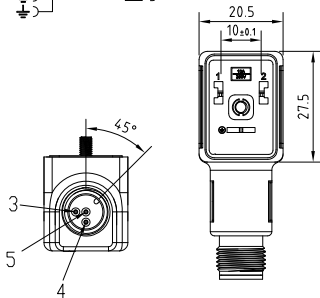
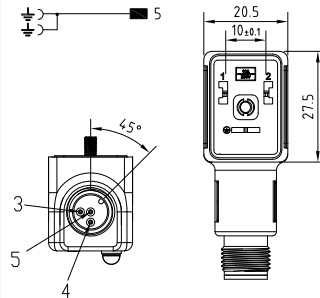
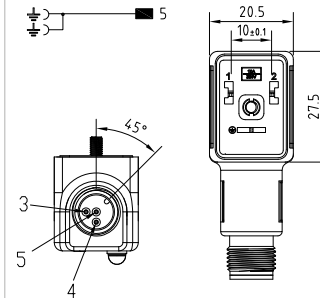
# VALVE CONNECTORS

Adapters DIN valve connectors - Form B  
EN175301-803(DIN43650) + M12/M8 connectors



Technical drawing				
<b>Product description</b>				
Connector type	Adapter DIN valve connector-M8 connector	Adapter DIN valve connector-M8 connector	Adapter DIN valve connector-M8 connector	Adapter DIN valve connector-M8 connector
Conforms to	EN175301-803	EN175301-803	EN175301-803	EN175301-803
Construction type	B	B	B	B
Part number	<b>M2N02000A-08MD3</b>	<b>M2N02DL1A-08MD3</b>	<b>M2N02DL1A-08MD3</b>	<b>M2N02VL1A-08MD3</b>
Description	Adapter rectangular connector EN175301-803 (form B) - M8 circular connector.	Adapter rectangular connector EN175301-803 (form B) - M8 circular connector.	Adapter rectangular connector EN175301-803 (form B) - M8 circular connector.	Adapter rectangular connector EN175301-803 (form B) - M8 circular connector.
Contacts spacing	10mm	10mm	10mm	10mm
Number of contacts	2poles + P.E.	2poles + P.E.	2poles + P.E.	2poles + P.E.
Earth positioning	H.6	H.6	H.6	H.6
Housing colour	Black	Black	Black	Black
Height housing	22.9mm	22.9mm	22.9mm	22.9mm
Gasket type	Integrated NBR gasket	Integrated NBR gasket	Integrated NBR gasket	Integrated NBR gasket
Circular connector type	M8	M8	M8	M8
<b>Technical data</b>				
Rated voltage	60V AC/DC	24V DC	24V DC	24V AC/DC
Circuit type	-	Led + Diode(1A)	Led + Diode(1A)	Bipolar Led + Varistor
Led colour	-	Red	Red	Red
Central fixing screw	M3 L=25mm	M3 L=25mm	M3 L=25mm	M3 L=25mm
Central fixing screw material	Iron+Zinc plated	Iron+Zinc plated	Iron+Zinc plated	Iron+Zinc plated
Central screw torque	0.5 N*m	0.5 N*m	0.5 N*m	0.5 N*m
M8 Connector type	Straight 180°	Straight 180°	Straight 180°	Straight 180°
M8 contacts type	Male 3poles	Male 3poles	Male 3poles	Male 3poles
Number of contacts connected	n°2	n°2	n°2	n°2
<b>Packaging</b>				
Qty/Bag	1pc / bag	1pc / bag	1pc / bag	1pc / bag
<b>Other accessories options</b>				
See accessories section				
<b>Notes:</b>				
	Connector available with different circuits	Connector available with different led colour	Connector available with different led colour	Connector available with different led colour



<b>Technical drawing</b>				
				
<b>Product description</b>				
Connector type	Adapter DIN valve connector-M12 connector	Adapter DIN valve connector-M12 connector	Adapter DIN valve connector-M12 connector	Adapter DIN valve connector-M12 connector
Conforms to	EN175301-803	EN175301-803	EN175301-803	EN175301-803
Construction type	B	B	B	B
Part number	<b>M2N02000A-12MD3</b>	<b>M2N02DL1A-12MD</b>	<b>M2N02VL1A-12MD</b>	
Description	Adapter rectangular connector EN175301-803 (form B) - M12 circular connector.	Adapter rectangular connector EN175301-803 (form B) - M12 circular connector.	Adapter rectangular connector EN175301-803 (form B) - M12 circular connector.	Adapter rectangular connector EN175301-803 (form B) - M12 circular connector.
Contacts spacing	10mm	10mm	10mm	10mm
Number of contacts	2poles + P.E.	2poles + P.E.	2poles + P.E.	2poles + P.E.
Earth positioning	H.6	H.6	H.6	H.6
Housing colour	Black	Black	Black	Black
Housing height	22.9mm	22.9mm	22.9mm	22.9mm
Gasket type	Integrated NBR gasket	Integrated NBR gasket	Integrated NBR gasket	Integrated NBR gasket
Circular connector type	M12	M12	M12	M12
<b>Technical data</b>				
Rated voltage	60V AC/DC	24V DC	24V AC/DC	
Circuit type	-	Led + Diode(1A)	Bipolar Led + Varistor	
Led colour	-	Red	Red	
Central fixing screw	M3 L=25mm	M3 L=25mm	M3 L=25mm	
Central fixing screw material	Iron+Zinc plated	Iron+Zinc plated	Iron+Zinc plated	
Central screw torque	0.5 N*m	0.5 N*m	0.5 N*m	
M12 Connector type	Straight 180°	Straight 180°	Straight 180°	
M12 contacts type	Male 3poles	Male 3poles	Male 3poles	
Number of contacts connected	n°3	n°3	n°3	
<b>Packaging</b>				
Qty/Bag	1pc / bag	1pc / bag	1pc / bag	
<b>Other accessories options</b>				
See accessories section				
<b>Notes:</b>				
	Connector available with different circuits	Connector available with different led colour	Connector available with different led colour	

# VALVE CONNECTORS

Adapters DIN valve connectors - Form C  
EN175301-803(DIN43650) + M12/M8 connectors



Technical drawing				
<b>Product description</b>				
Connector type	Adapter DIN valve connector-M8 connector	Adapter DIN valve connector-M8 connector	Adapter DIN valve connector-M8 connector	Adapter DIN valve connector-M8 connector
Conforms to	EN175301-803	EN175301-803	EN175301-803	EN175301-803
Construction type	C	C	C	C
Part number	<b>P1N02000C-08MD3</b>	<b>P1N02DL1C-08MD3</b>	<b>P1N02VL1C-08MD3</b>	
Description	Adapter square connector EN175301-803 (form C) - M8 circular connector.	Adapter square connector EN175301-803 (form C) - M8 circular connector.	Adapter square connector EN175301-803 (form C) - M8 circular connector.	
Contacts spacing	8mm	8mm	8mm	
Number of contacts	2poles + 2P.E.	2poles + 2P.E.	2poles + 2P.E.	
Earth positioning	H.6-12	H.6-12	H.6-12	
Housing colour	Black	Black	Black	
Housing height	21mm	21mm	21mm	
Gasket type	Integrated NBR gasket	Integrated NBR gasket	Integrated NBR gasket	
Circular connector type	M8	M8	M8	
<b>Technical data</b>				
Rated voltage	60V AC/DC	24V DC	24V AC/DC	
Circuit type	-	Led + Diode(1A)	Bipolar Led + Varistor	
Led colour	-	Red	Red	
Central fixing screw	M2.5 L=21.5mm	M2.5 L=21.5mm	M2.5 L=21.5mm	
Central fixing screw material	Iron+Zinc plated	Iron+Zinc plated	Iron+Zinc plated	
Central screw torque	0.5 N*m	0.5 N*m	0.5 N*m	
M8 Connector type	Straight 180°	Straight 180°	Straight 180°	
M8 contacts type	Male 3poles	Male 3poles	Male 3poles	
Number of contacts connected	n°2	n°2	n°2	
<b>Packaging</b>				
Qty/Bag	1pc / bag	1pc / bag	1pc / bag	
<b>Other accessories options</b>				
See accessories section				
<b>Notes:</b>				
	Connector available with different circuits	Connector available with different led colour	Connector available with different led colour	



<b>Technical drawing</b>	
<b>Product description</b>	
Connector type	Adapter DIN valve connector-M12 connector
Conforms to	EN175301-803
Construction type	C
Part number	<b>P1N02000C-12MD</b>
Description	Adapter square connector EN175301-803 (form C) - M12 circular connector.
Contacts spacing	8mm
Number of contacts	2poles + 2P.E.
Earth positioning	H.6-12
Housing colour	Black
Housing height	21mm
Gasket type	Integrated NBR gasket
Circular connector type	M12
<b>Technical data</b>	
Rated voltage	60V AC/DC
Circuit type	-
Led colour	-
Central fixing screw	M2.5 L=21.5mm
Central fixing screw material	Iron+Zinc plated
Central screw torque	0.5 N*m
M12 Connector type	Straight 180°
M12 contacts type	Male 3poles
Number of contacts connected	n°3
<b>Packaging</b>	
Qty/Bag	1pc / bag
<b>Other accessories options</b>	
See accessories section	
<b>Notes:</b>	
Connector available with different circuits	Connector available with different led colour
	Connector available with different led colour

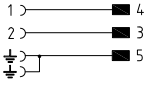
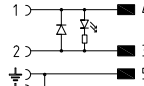
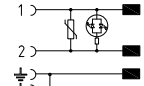
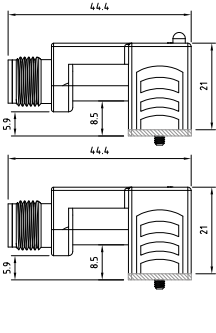
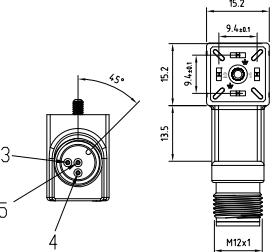
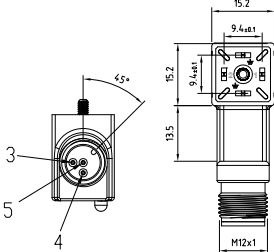
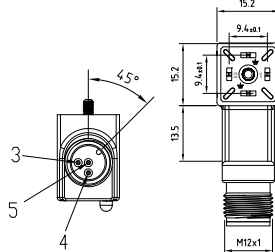
# VALVE CONNECTORS

Adapters DIN valve connectors - Form C  
Industrial + M12/M8 connectors



Technical drawing				
<b>Product description</b>		Adapter DIN valve connector-M8 connector	Adapter DIN valve connector-M8 connector	Adapter DIN valve connector-M8 connector
Connector type	Adapter DIN valve connector-M8 connector	Adapter DIN valve connector-M8 connector	Adapter DIN valve connector-M8 connector	Adapter DIN valve connector-M8 connector
Conforms to	Industrial	Industrial	Industrial	Industrial
Construction type	C	C	C	C
Part number	<b>P2N02000C-08MD3</b>	<b>P2N02DL1C-08MD3</b>	<b>P2N02VL1C-08MD3</b>	
Description	Adapter square industrial micro connector (form C) - M8 circular connector.	Adapter square industrial micro connector (form C) - M8 circular connector.	Adapter square industrial micro connector (form C) - M8 circular connector.	
Contacts spacing	9.4mm	9.4mm	9.4mm	
Number of contacts	2poles + 2P.E.	2poles + 2P.E.	2poles + 2P.E.	
Earth positioning	H.6-12	H.6-12	H.6-12	
Housing colour	Black	Black	Black	
Housing height	21mm	21mm	21mm	
Gasket type	Integrated NBR gasket	Integrated NBR gasket	Integrated NBR gasket	
Circular connector type	M8	M8	M8	
<b>Technical data</b>				
Rated voltage	60V AC/DC	24V DC	24V AC/DC	
Circuit type	-	Led + Diode(1A)	Bipolar Led + Varistor	
Led colour	-	Red	Red	
Central fixing screw	M3 L=21.5mm	M3 L=21.5mm	M3 L=21.5mm	
Central fixing screw material	Iron+Zinc plated	Iron+Zinc plated	Iron+Zinc plated	
Central screw torque	0.5 N*m	0.5 N*m	0.5 N*m	
M8 Connector type	Straight 180°	Straight 180°	Straight 180°	
M8 contacts type	Male 3poles	Male 3poles	Male 3poles	
Number of contacts connected	n°2	n°2	n°2	
<b>Packaging</b>				
Qty/Bag	1pc / bag	1pc / bag	1pc / bag	
<b>Other accessories options</b>				
See accessories section				
<b>Notes:</b>		Connector available with different circuits	Connector available with different led colour	Connector available with different led colour



<b>Technical drawing</b>				
				
<b>Product description</b>				
Connector type	Adapter DIN valve connector-M12 connector	Adapter DIN valve connector-M12 connector	Adapter DIN valve connector-M12 connector	Adapter DIN valve connector-M12 connector
Conforms to	Industrial	Industrial	Industrial	Industrial
Construction type	C	C	C	C
Part number	<b>P2N02000C-12MD</b>	<b>P2N02DL1C-12MD</b>	<b>P2N02VL1C-12MD</b>	<b>P2N02VL1C-12MD</b>
Description	Adapter square industrial micro connector (form C) - M12 circular connector.	Adapter square industrial micro connector (form C) - M12 circular connector.	Adapter square industrial micro connector (form C) - M12 circular connector.	Adapter square industrial micro connector (form C) - M12 circular connector.
Contacts spacing	9.4mm	9.4mm	9.4mm	9.4mm
Number of contacts	2poles + 2P.E.	2poles + 2P.E.	2poles + 2P.E.	2poles + 2P.E.
Earth positioning	H.6-12	H.6-12	H.6-12	H.6-12
Housing colour	Black	Black	Black	Black
Housing height	21mm	21mm	21mm	21mm
Gasket type	Integrated NBR gasket	Integrated NBR gasket	Integrated NBR gasket	Integrated NBR gasket
Circular connector type	M12	M12	M12	M12
<b>Technical data</b>				
Rated voltage	60V AC/DC	24V DC	24V DC	24V DC
Circuit type	-	Led + Diode(1A)	Bipolar Led + Varistor	Bipolar Led + Varistor
Led colour	-	Red	Red	Red
Central fixing screw	M3 L=21.5mm	M3 L=21.5mm	M3 L=21.5mm	M3 L=21.5mm
Central fixing screw material	Iron+Zinc plated	Iron+Zinc plated	Iron+Zinc plated	Iron+Zinc plated
Central screw torque	0.5 N*m	0.5 N*m	0.5 N*m	0.5 N*m
M12 Connector type	Straight 180°	Straight 180°	Straight 180°	Straight 180°
M12 contacts type	Male 3poles	Male 3poles	Male 3poles	Male 3poles
Number of contacts connected	n°3	n°3	n°3	n°3
<b>Packaging</b>				
Qty/Bag	1pc / bag	1pc / bag	1pc / bag	1pc / bag
<b>Other accessories options</b>				
See accessories section				
<b>Notes:</b>				
	Connector available with different circuits	Connector available with different led colour	Connector available with different led colour	Connector available with different led colour

# VALVE CONNECTORS

## Digital timer



### • SPECIFICATIONS:

The Digital Timer is a product for cyclical repetition control. The load is supplied as soon as the power is switched on. The "ON" button control is used to select the ON-time valve. The "OFF" button control is used to select the OFF-time valve between the two sequential times. The sequence is repeated as long as the power supply remains connected. The "TEST" button is used to confirm the choice. Two leds and the display are used to show the TIMER's phase.

### • INSTALLATION INSTRUCTIONS:

**STEP 1 :** The DIN connector has to be connected on the TIMER and please make sure that the gasket is correctly placed and the screw is correctly tightened (0,5 N/m).

**STEP 2 :** Switch ON the power.  
Note: the voltage must comply with the voltage mentioned on the coil.

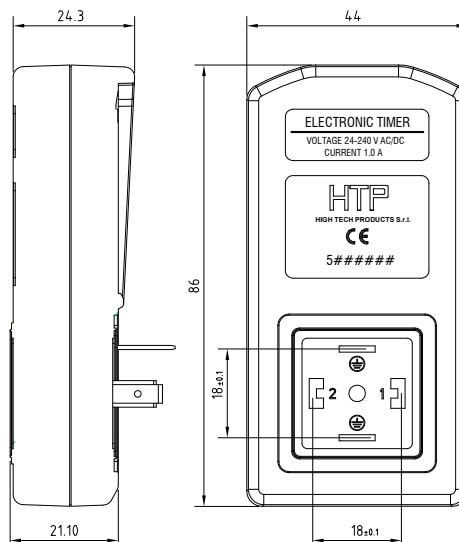
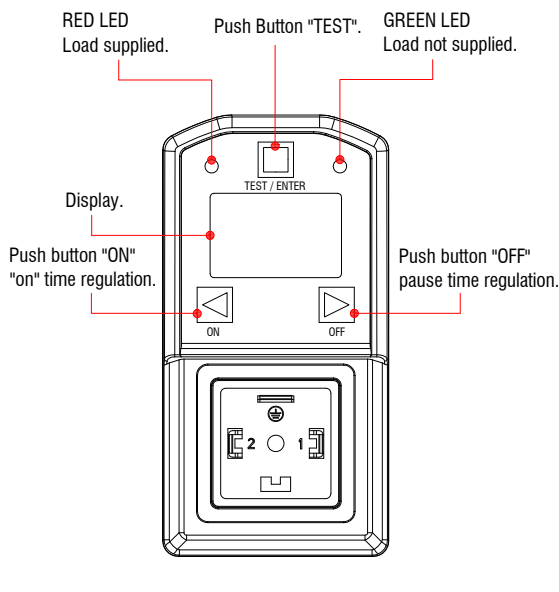
**STEP 3 :** When the unit is installed correctly and operative, you can change the pre-set values to whatever ranging from 0.5 sec. to 99 sec. for the ON time.  
To change ON time simply press the "ON" button for 3 sec. and "sec" will start flashing on right side of the display.  
The previously set ON time will appear on the display and the "on" led will be on.  
You can now press the "on" button to increase the time or the "off" button to decrease the time.

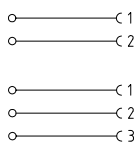
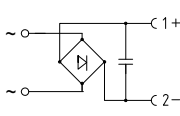
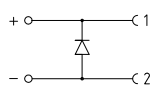
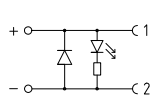
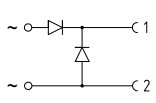
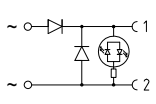
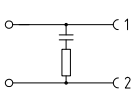
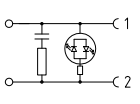
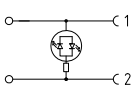
**STEP 4 :** Press the "Test / Enter" button to confirm your choice.

**STEP 5 :** You can change the pre-set values to whatever ranging from 0.5 min to 99 min. for the OFF time.  
To change the OFF time simply press the 'off' button for 3 sec. and 'min' will start flashing on the right side of the display.  
The previously set OFF time will appear on the display and the 'off' led will be on.  
You can now press the arrow 'on' button for to increase the time or the 'off' button to decrease the time.

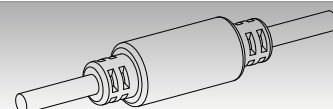
**STEP 6 :** Press the "test/enter" button to confirm your choice.

Product description	
Connector type	Digital Timer
Construction type	A
Part number	<b>TIMER-DIG</b>
Description	Digital Timer suitable for EN175301-803 connectors (type A)
Contacts spacing	18mm
Number of contacts	2poles + P.E.
Earth positioning	H.12
Housing colour	Black
Timer dimensions	44mm x 86mm x 24.3mm
Gasket type	Flat NBR gasket
Technical data	
Type of termination	Valve Connector EN175301-803 (type A) Valve Base EN175301-803 (type A)
Rated voltage	24V...240V AC/DC 50/60 Hz
Value accuracy	±10%
Max. Current	1 A
Temperature Range	- 10°C +50°C
Led colour	ON time : Red ; OFF time : Green
ON Time	From 0 sec. to 9 sec. ; step 0.5sec. From 10 sec. to 99 sec. ; step 1 sec.
OFF Time	From 0 min. to 9.5 min. ; step 0.5 min. From 10 min. to 99 min. ; step 1 min.
Central fixing screw	M3 L=55mm
Central fixing screw material	Iron+Zinc plated
Central screw torque	0.5 N*m
Material	
Housing material	ABS
Contacts material	Brass + Silver plated
Packaging	
Qty/Box	1pc / box



Input type	Wiring diagram	Rated voltage	Circuit code	Led colour	Circuit description	Product type field attachable	Product type with cable
AC / DC		250V 300V	<b>00</b>	-	Circuit without electronic components.	G1 - G1C G4 M1 M2 P1 P2	CG1 CM2 CGB CP1 CM1 CP2 CM1B CP2C
AC		10-230V	<b>CR</b>	-	Circuit with <b>Full-wave rectifier</b> to polarize the output current (DC) independently to input current type (AC) and <b>Condenser</b> to reduce the ripple on the output.	G1 G4 M1 M2	CG1 CM2* CGB CP1* CM1* CP2* CM1B* CP2C*
DC		1-230V	<b>DO</b>	-	Circuit with <b>Diode</b> to give overvoltage protection when switching off supply.  Must be respected the polarity direction.	G1 - G1C G4 M1 M2 P1 P2	CG1 CM2 CGB CP1 CM1 CP2 CM1B CP2C
DC		12V 24V 48V 115V 230V	<b>DG</b>	Yellow	Circuit with <b>Diode</b> to give overvoltage protection when switching off supply and <b>unipolar indicator Led</b> to confirm voltage supply.  Must be respected the polarity direction.	G1 - G1C G4 M1 M2 P1 P2	CG1 CM2 CGB CP1 CM1 CP2 CM1B CP2C
			<b>DL</b>	Red			
			<b>DV</b>	Green			
AC		1-230V	<b>E1</b>	-	Circuit with <b>Half-wave rectifier</b> and <b>Diode</b> to give overvoltage protection when switching off supply.	G1 - G1C G4 M1 M2 P1 P2	CG1 CM2 CGB CP1 CM1 CP2 CM1B CP2C
AC		12V 24V 48V 115V 230V	<b>EG</b>	Yellow	Circuit with <b>Half-wave rectifier + Diode</b> to give overvoltage protection when switching off supply and <b>bipolar indicator Led</b> to confirm voltage supply.	G1 - G1C G4 M1 M2	CG1 CM2 CGB CP1* CM1 CP2* CM1B CP2C*
			<b>EL</b>	Red			
			<b>EV</b>	Green			
AC / DC		10-230V	<b>F0</b>	-	<b>RC decay circuit</b> to dissipate high energies generate by highly inductive loads.	G1 - G1C G4	CG1 CM2 CGB CP1* CM1 CP2* CM1B CP2C*
AC / DC		12V 24V 48V 115V 230V	<b>FG</b>	Yellow	<b>RC decay circuit</b> to dissipate high energies generate by highly inductive loads and <b>bipolar indicator Led</b> to confirm voltage supply.	G1-G1C G4	CG1 CM2* CGB CP1* CM1* CP2* CM1B* CP2C*
			<b>FL</b>	Red			
			<b>FV</b>	Green			
AC / DC		12V 24V 48V 115V 230V	<b>L8</b>	Yellow	<b>Circuit with bipolar indicator Led</b> to confirm voltage supply.  Circuit without protection components.	G1-G1C G4 M1 M2 P1 P2	CG1 CM2 CGB CP1 CM1 CP2 CM1B CP2C
			<b>L0</b>	Red			
			<b>L9</b>	Green			

\* = Product available with case overmoulded on the cable.



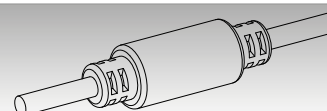
# VALVE CONNECTORS

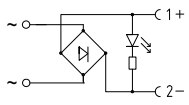
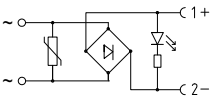
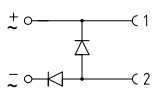
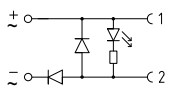
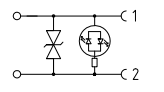
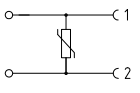
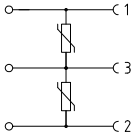
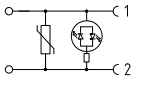
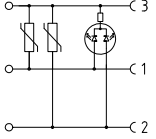
## Circuits codification scheme



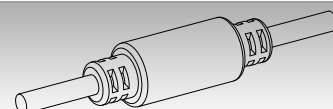
Input type	Wiring diagram	Rated voltage	Circuit code	Led colour	Circuit description	Product type field attachable	Product type with cable
AC / DC		12V 24V 48V 115V 230V	<b>L2</b>	PIN 1:Green PIN 2:Red	<b>Circuit with n°1 bicolour indicator Led.</b>  Circuit without protection components.	G1 - G1C G4	-
			<b>L2... -2L</b>	Red	<b>Circuit with n°2 bipolar indicator Leds.</b>  Circuit without protection components.		
AC / DC		12V 24V 48V 115V 230V	<b>P0</b>	White	<b>Circuit with filament lamp indicator</b> to confirm voltage supply.  Circuit without protection components.	G1 - G1C G4 M1 M2	-
DC		12V 24V 48V 115V 230V	<b>Q0</b>	PIN 2:Red PIN 3:Green	<b>Circuit with Bicolour Led</b> to show the position of the changeover contact (ex. pressure switches) and n°2 <b>Diodes</b> to give overvoltage protection when switching off supply.  Must be respected the polarity direction.	G1-G1C G4	CG1
DC		12V 24V 48V 115V 230V	<b>Q1</b>	PIN 2:Yellow PIN 3:Green	<b>Circuit with Bicolour Led</b> to show the position of the changeover contact (ex. pressure switches) and n°2 <b>Diodes</b> to give overvoltage protection when switching off supply.  Must be respected the polarity direction.	G1 - G1C G4	CG1
DC		12V 24V 48V 115V 230V	<b>Q2</b>	PIN 2:Green PIN 3:Yellow	<b>Circuit with Bicolour Led</b> to show the position of the changeover contact (ex. pressure switches) and n°2 <b>Diodes</b> to give overvoltage protection when switching off supply.  Must be respected the polarity direction.	G1 - G1C G4	CG1
DC		12V 24V 48V 115V 230V	<b>Q6</b>	PIN 1:Green PIN 2:Red	<b>Circuit with Bicolour Led</b> to show the position of the changeover contact (ex. pressure switches) and n°2 <b>Diodes</b> to give overvoltage protection when switching off supply.  Must be respected the polarity direction.	G1 G4	CG1
DC		12V 24V 48V 115V 230V	<b>Q8</b>	PIN 2:Green PIN 3:Red	<b>Circuit with Bicolour Led</b> to show the position of the changeover contact (ex. pressure switches) and n°2 <b>Diodes</b> to give overvoltage protection when switching off supply.  Must be respected the polarity direction.	G1 - G1C G4	CG1
AC		1-230V	<b>R0</b>	-	<b>Circuit with Full-wave rectifier</b> to polarize the output current (DC) independently to input current type (AC).  Circuit without protection components.	G1 G4 M1 M2	CG1 CM2* CGB CP1* CM1* CP2* CM1B* CP2C*
AC		12V 24V 48V 115V 230V	<b>RV</b>	-	<b>Circuit with Full-wave rectifier</b> to polarize the output current (DC) independently to input current type (AC) and <b>Varistor</b> to give overvoltage protection when switching off supply.	G1 G4 M1 M2	CG1 CM2* CGB CP1* CM1* CP2* CM1B* CP2C*

\* = Product available with case overmoulded on the cable.



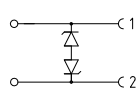
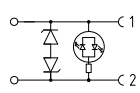
Input type	Wiring diagram	Rated voltage	Circuit code	Led colour	Circuit description	Product type field attachable	Product type with cable
AC		12V 24V 48V 115V 230V	<b>RE</b>	Red	Circuit with <b>Full-wave rectifier</b> to polarize the output current (DC) independently to input current type (AC) and <b>unipolar indicator Led</b> to confirm voltage supply.  Circuit without protection components.	G1 G4 M1 M2	CG1 CM2* CGB CP1* CM1* CP2* CM1B* CP2C*
AC		12V 24V 48V 115V 230V	<b>RG</b>	Yellow	Circuit with <b>Full-wave rectifier</b> to polarize the output current (DC) independently to input current type (AC) and <b>Varistor</b> to give overvoltage protection when switching off supply + <b>unipolar indicator Led</b> to confirm voltage supply.	G1 G4 M1 M2	CG1 CM2* CGB CP1* CM1* CP2* CM1B* CP2C*
			<b>RL</b>	Red			
DC		1-230V	<b>SO</b>	-	Circuit with <b>Half-wave rectifier and Diode</b> to give overvoltage protection when switching off supply.  With AC it eliminates half a cycle.	G1 - G1C G4 M1 M2	CG1 CM2 CGB CP1 CM1 CP2 CM1B CP2C
DC		12V 24V 48V 115V 230V	<b>SG</b>	Yellow	Circuit with <b>Half-wave rectifier and Diode</b> to give overvoltage protection when switching off supply + <b>unipolar indicator Led</b> to confirm voltage supply.  With AC it eliminates half a cycle.	G1 - G1C G4 M1 M2	CG1 CM2 CGB CP1* CM1 CP2* CM1B CP2C*
			<b>SL</b>	Red			
			<b>SV</b>	Green			
AC / DC		12V 24V 48V 115V 230V	<b>TG</b>	Yellow	Circuit with <b>Transient suppressor(Transil)</b> to give overvoltage protection when switching off supply.  Circuit protection component independent of polarity direction.	G1 - G1C G4 M1 M2	CG1 CM2 CGB CP1 CM1 CP2 CM1B CP2C
			<b>TL</b>	Red			
			<b>TV</b>	Green			
AC / DC		12V 24V 48V 115V 230V	<b>V0</b>	-	Circuit with <b>Varistor</b> to give overvoltage protection when switching off supply.  Circuit protection component independent of polarity direction.	G1 - G1C G4 M1 M2 P1 P2	CG1 CM2 CGB CP1 CM1 CP2 CM1B CP2C
AC / DC		12V 24V 48V 115V 230V	<b>V2</b>	-	<b>Circuit with n°2 Varistors</b> to give overvoltage protection when switching off supply.  Circuit protection component independent of polarity direction.	G1 - G1C G4	CG1 CGB CP1* CP2* CP2C*
AC / DC		12V 24V 48V 115V 230V	<b>VG</b>	Yellow	Circuit with <b>Varistor</b> to give overvoltage protection when switching off supply and <b>bipolar indicator Led</b> to confirm voltage supply.  Circuit protection component independent of polarity direction.	G1-G1C G4 M1 M2 P1 P2	CG1 CM2 CGB CP1 CM1 CP2 CM1B CP2C
			<b>VL</b>	Red			
			<b>VV</b>	Green			
AC / DC		12V 24V 48V 115V 230V	<b>WL</b>	PIN 1:Yellow PIN 2:Red	Circuit with <b>Bicolour Led</b> to show the position of the changeover contact (ex. pressure switches) and <b>n°2 Varistors</b> to give overvoltage protection when switching off supply.  Circuit protection component independent of polarity direction.	G1-G1C G4	CG1 CGB CP1* CP2* CP2C*

\* = Product available with case overmoulded on the cable.




# VALVE CONNECTORS

## Circuits codification scheme

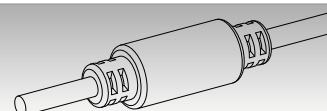
Input type	Wiring diagram	Rated voltage	Circuit code	Led colour	Circuit description	Product type field attachable	Product type with cable
AC / DC		12V 24V 48V 115V 230V	<b>Z2</b>	-	Circuit with n°2 <b>Zener diodes</b> to give overvoltage protection when switching off supply.  Circuit protection component independent of polarity direction.	G1 - G1C G4 M1 M2	CG1 CM2 CGB CP1* CM1 CP2* CM1B CP2C*
AC / DC		12V 24V 48V 115V 230V	<b>ZG</b>	Yellow	Circuit with n°2 <b>Zener diodes</b> to give overvoltage protection when switching off supply and <b>bipolar indicator Led</b> to confirm voltage supply.  Circuit protection component independent of polarity direction.	G1 - G1C G4 M1 M2	CG1 CM2 CGB CP1* CM1 CP2* CM1B CP2C*
			<b>ZL</b>	Red			
			<b>ZV</b>	Green			

### NOTES:

- 

The circuits with **Full-wave rectifier** component, are available also with 4diodes instead of only one component. Add on the standard code the suffix - 4D.
- All the circuits with diodes are standard delivered for rated current 1A, but on customer request are also available diodes for rated current 3A.
- All the circuits with unipolar or bipolar leds are standard delivered in RED colour.
- The minimum length of the cable requested between the overmoulded connector head and moulded case is 100mm.
- In case of other circuits or components are requested please contact us to verify the feasibility.

\* = Product available with case overmoulded on the cable.



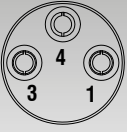
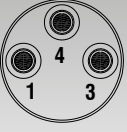
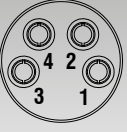

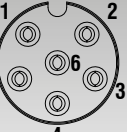
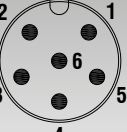
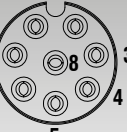
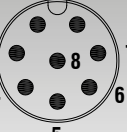




**M8 CIRCULAR CONNECTORS  
A-CODED**

## M8 CIRCULAR CONNECTORS A-CODED

Field attachable connectors - General features and codification scheme

FEMALE	MALE	FEMALE	MALE	FEMALE	MALE	FEMALE	MALE
							
<b>3 POLES:</b> 1 : BROWN ● 3 : BLUE ● 4 : BLACK ●		<b>4 POLES:</b> 1 : BROWN ● 2 : WHITE ○ 3 : BLUE ● 4 : BLACK ●		<b>6 POLES:</b> 1 : BROWN ● 2 : WHITE ○ 3 : BLUE ● 4 : BLACK ● 5 : GREY ● 6 : PINK ●		<b>8 POLES:</b> 1 : WHITE ○ 2 : BROWN ● 3 : GREEN ● 4 : YELLOW ● 5 : GREY ● 6 : PINK ● 7 : BLUE ● 8 : RED ●	

### GENERAL FEATURES OF FIELD ATTACHABLE CONNECTORS:

#### Cable Gland :

Plastic housing:  $\varnothing$  CABLE 3.5 - 5mm.  
 Metal housing:  $\varnothing$  CABLE 3.5 - 5.5mm.  
**SK** :  $\varnothing$  CABLE 3.5 - 5.5mm.

#### Conductor cross section :

0.14(26AWG)...0.50mm<sup>2</sup>(20AWG).

#### Fixing system :

M8 coupling nut.

#### Max. screw torque IEC60947-1 :

Contact screw torque 0.1 N\*m.  
 M8 coupling nut torque 0.2N\*m.  
 ATEX M8 coupling nut torque 0.4N\*m.

#### Type of terminations :

Screw.  
 Solder wires.

#### Contact material and treatment :

Brass + Gold flash.

#### Housing material :

PA66 UL94-V2.  
 PA66 UL94-V0 Atex approved.  
 Brass+Nickel plated.

#### Internal core material :

PA66 UL94-V2.  
 PA66 UL94-V0 Atex approved.

#### Coupling nut material :

Brass+Nickel plated.  
 Stainless steel AISI304(upon request).  
 Stainless steel AISI316(upon request).

#### Flammability resistance :

UL94-V2 - Standard  
 UL94-V0 - ATEX approved.

#### Protection class :

IP65/67 (assembled).  
 IP55/57 ATEX approved.

#### Operating temperature :

-40°C +90°C.  
 -25°C +85°C(metal housing).  
 -20°C +85°C ATEX approved.

08 F C 3 000 - S - ##

#### SERIES

08 : M8 CIRCULAR CONNECTOR.

#### GENDER

F : FEMALE. M : MALE.

#### HOUSING TYPE

C : STRAIGHT PLASTIC HOUSING 180°.  
 1 : STRAIGHT METAL HOUSING 180°.

#### NUMBERS OF POLES

3 : 3POLES. 4 : 4POLES. 8 : 8POLES.

#### CABLE TYPE AND LENGTH

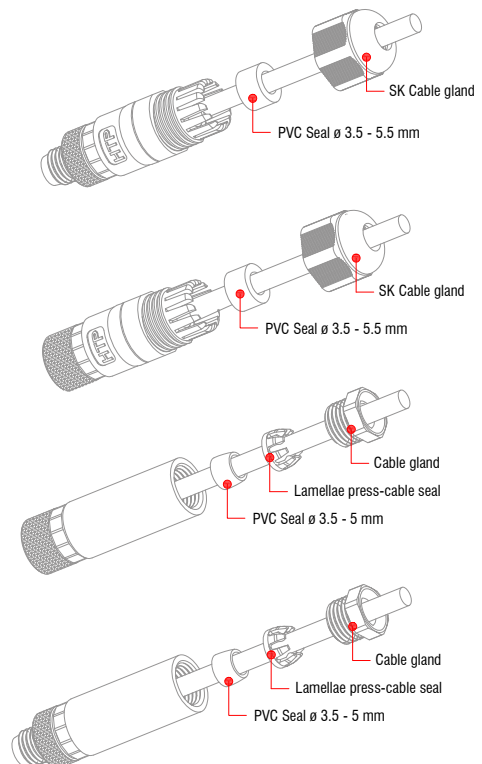
000 : WITHOUT CABLE.

#### CONTACTS TYPE

NO DIGIT : WITH SOLDER WIRES CONTACTS. S : WITH SCREW CONTACTS.

#### SOME VARIABLES

ATEX : ATEX conform. HN : HEXAGONAL M8 COUPLING NUT. INOX : M8 COUPLING NUT IN STAINLESS STEEL(AISI304).  
 IN316 : M8 COUPLING NUT IN STAINLESS STEEL(AISI316). SK : Cable gland SK style. Y : WITHOUT H.T.P.LOGO.



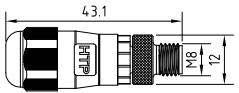

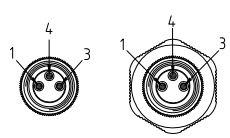
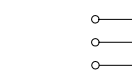
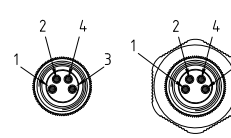

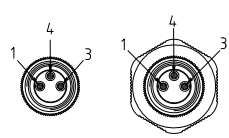

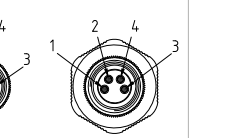
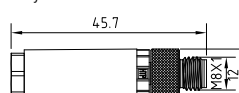
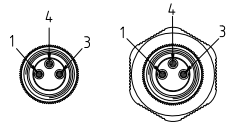
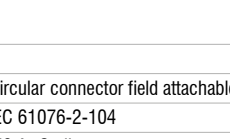
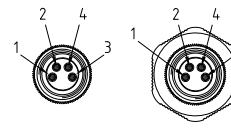
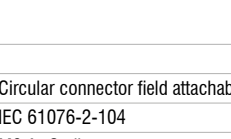
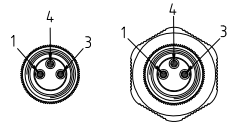
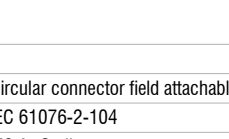
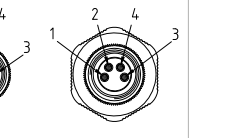
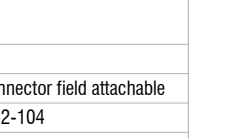
# M8 CIRCULAR CONNECTORS A-CODED

## Field attachable connectors



Technical drawing												
<p>SK style</p> <p>STD style</p>												
Product description												
Connector type	Circular connector field attachable			Circular connector field attachable			Circular connector field attachable			Circular connector field attachable		
Conforms to	IEC 61076-2-104			IEC 61076-2-104			IEC 61076-2-104			IEC 61076-2-104		
Construction type	M8 A -Coding			M8 A -Coding			M8 A -Coding			M8 A -Coding		
Part number	<b>08FC3000</b>	<b>08FC3000-SK</b>	<b>08FC4000</b>	<b>08FC4000-SK</b>	<b>08FC3000-S</b>	<b>08FC3000-S-SK</b>	<b>08FC4000-S</b>	<b>08FC4000-S-SK</b>				
Housing type	Straight 180°			Straight 180°			Straight 180°			Straight 180°		
Cable gland	Exagonal SW10	SK PG7 model	Exagonal SW10	SK PG7 model	Exagonal SW10	SK PG7 model	Exagonal SW10	SK PG7 model				
Description	Circular connector M8 series field attachable			Circular connector M8 series field attachable			Circular connector M8 series field attachable			Circular connector M8 series field attachable		
Contacts type	Female			Female			Female			Female		
Number of contacts	3poles			4poles			3poles			4poles		
Housing colour	Black			Black			Black			Black		
Technical data												
Type of termination	Contacts to solder wires			Contacts to solder wires			Screw contacts			Screw contacts		
Contact screw torque	-			-			0.1 N*m			0.1 N*m		
Housing material	PA66 UL94-V2			PA66 UL94-V2			PA66 UL94-V2			PA66 UL94-V2		
Contacts material	Brass + Gold flash			Brass + Gold flash			Brass + Gold flash			Brass + Gold flash		
Coupling nut type	Knurl round			Knurl round			Knurl round			Knurl round		
M8 coupling nut material	Brass + Nickel plated			Brass + Nickel plated			Brass + Nickel plated			Brass + Nickel plated		
M8 coupling nut torque	0.2 N*m			0.2 N*m			0.2 N*m			0.2 N*m		
Rated voltage	50V AC/ 60V DC			50V AC/ 60V DC			50V AC/ 60V DC			50V AC/ 60V DC		
Rated current	3A			3A			3A			3A		
Temperature range	-40°C +90°C			-40°C +90°C			-40°C +90°C			-40°C +90°C		
O-ring material	NBR			NBR			NBR			NBR		
Suitable cable	ø 3.5 - 5mm	ø 3.5 - 5.5mm	ø 3.5 - 5mm	ø 3.5 - 5.5mm	ø 3.5 - 5mm	ø 3.5 - 5.5mm	ø 3.5 - 5mm	ø 3.5 - 5.5mm	ø 3.5 - 5mm	ø 3.5 - 5.5mm		
Packaging												
Qty/Bag	1 pc / bag			1 pc / bag			1 pc / bag			1 pc / bag		
Other accessories options												
See accessories section												
Notes:												
Connectors available with different features: See the general features and codification scheme page												



Technical drawing		1 3 4		1 2 3 4		1 3 4		1 2 3 4		
SK style										
STD style										
<b>Product description</b>										
Connector type	Circular connector field attachable		Circular connector field attachable		Circular connector field attachable		Circular connector field attachable		Circular connector field attachable	
Conforms to	IEC 61076-2-104		IEC 61076-2-104		IEC 61076-2-104		IEC 61076-2-104		IEC 61076-2-104	
Construction type	M8 A -Coding		M8 A -Coding		M8 A -Coding		M8 A -Coding		M8 A -Coding	
Part number	<b>08MC3000</b>	<b>08MC3000-SK</b>	<b>08MC4000</b>	<b>08MC4000-SK</b>	<b>08MC3000-S</b>	<b>08MC3000-S-SK</b>	<b>08MC4000-S</b>	<b>08MC4000-S-SK</b>		
Housing type	Straight 180°		Straight 180°		Straight 180°		Straight 180°		Straight 180°	
Cable gland	Exagonal SW10	SK PG7 model	Exagonal SW10	SK PG7 model	Exagonal SW10	SK PG7 model	Exagonal SW10	SK PG7 model		
Description	Circular connector M8 series field attachable		Circular connector M8 series field attachable		Circular connector M8 series field attachable		Circular connector M8 series field attachable		Circular connector M8 series field attachable	
Contacts type	Male		Male		Male		Male		Male	
Number of contacts	3poles		4poles		3poles		4poles		4poles	
Housing colour	Black		Black		Black		Black		Black	
<b>Technical data</b>										
Type of termination	Contacts to solder wires		Contacts to solder wires		Screw contacts		Screw contacts		Screw contacts	
Contact screw torque	-		-		0.1 N*m		0.1 N*m		0.1 N*m	
Housing material	PA66 UL94-V2		PA66 UL94-V2		PA66 UL94-V2		PA66 UL94-V2		PA66 UL94-V2	
Contacts material	Brass + Gold flash		Brass + Gold flash		Brass + Gold flash		Brass + Gold flash		Brass + Gold flash	
Coupling nut type	Knurl round		Knurl round		Knurl round		Knurl round		Knurl round	
M8 coupling nut material	Brass + Nickel plated		Brass + Nickel plated		Brass + Nickel plated		Brass + Nickel plated		Brass + Nickel plated	
M8 coupling nut torque	0.2 N*m		0.2 N*m		0.2 N*m		0.2 N*m		0.2 N*m	
Rated voltage	50V AC/ 60V DC		50V AC/ 60V DC		50V AC/ 60V DC		50V AC/ 60V DC		50V AC/ 60V DC	
Rated current	3A		3A		3A		3A		3A	
Temperature range	-40°C +90°C		-40°C +90°C		-40°C +90°C		-40°C +90°C		-40°C +90°C	
O-ring material	NBR		NBR		NBR		NBR		NBR	
Suitable cable	ø 3.5 - 5mm	ø 3.5 - 5.5mm	ø 3.5 - 5mm	ø 3.5 - 5.5mm	ø 3.5 - 5mm	ø 3.5 - 5.5mm	ø 3.5 - 5mm	ø 3.5 - 5.5mm	ø 3.5 - 5mm	ø 3.5 - 5.5mm
<b>Packaging</b>										
Qty/Bag	1 pc / bag		1 pc / bag		1 pc / bag		1 pc / bag		1 pc / bag	
<b>Other accessories options</b>										
See accessories section										
<b>Notes:</b>										
Connectors available with different features: See the general features and codification scheme page										

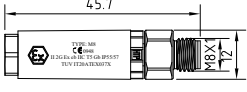



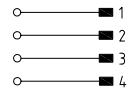
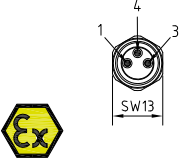
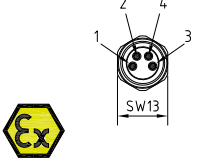
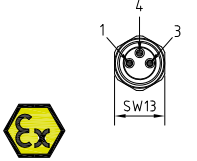
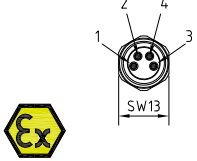
# M8 CIRCULAR CONNECTORS A-CODED

Field attachable connectors



Technical drawing										
Product description										
Connector type	Circular connector field attachable		Circular connector field attachable		Circular connector field attachable		Circular connector field attachable		Circular connector field attachable	
Conforms to	IEC 61076-2-104		IEC 61076-2-104		IEC 61076-2-104		IEC 61076-2-104		IEC 61076-2-104	
Construction type	M8 A -Coding		M8 A -Coding		M8 A -Coding		M8 A -Coding		M8 A -Coding	
Part number	<b>08FC3000-ATEX</b>		<b>08FC4000-ATEX</b>		<b>08FC3000-S-ATEX</b>		<b>08FC4000-S-ATEX</b>			
Housing type	Straight 180°		Straight 180°		Straight 180°		Straight 180°			
Cable gland	Hexagonal SW10		Hexagonal SW10		Hexagonal SW10		Hexagonal SW10			
Description	Circular connector M8 series field attachable,ATEX conform.		Circular connector M8 series field attachable,ATEX conform.		Circular connector M8 series field attachable,ATEX conform.		Circular connector M8 series field attachable,ATEX conform.			
Contacts type	Female		Female		Female		Female			
Number of contacts	3poles		4poles		3poles		4poles			
Housing colour	Black		Black		Black		Black			
Technical data										
Type of termination	Contacts to solder wires		Contacts to solder wires		Screw contacts		Screw contacts			
Contact screw torque	-		-		0.1 N*m		0.1 N*m			
Housing material	PA66 UL94-V0		PA66 UL94-V0		PA66 UL94-V0		PA66 UL94-V0			
Contacts material	Brass + Gold flash		Brass + Gold flash		Brass + Gold flash		Brass + Gold flash			
Coupling nut type	Hexagonal (SW13)		Hexagonal (SW13)		Hexagonal (SW13)		Hexagonal (SW13)			
M8 coupling nut material	Brass + Nickel plated		Brass + Nickel plated		Brass + Nickel plated		Brass + Nickel plated			
M8 coupling nut torque	0.4N*m		0.4 N*m		0.4 N*m		0.4 N*m			
Rated voltage	30V AC/ 60V DC		30V AC/ 60V DC		30V AC/ 60V DC		30V AC/ 60V DC			
Rated current	4A		4A		4A		4A			
Temperature range	-20°C + 85°C		-20°C + 85°C		-20°C + 85°C		-20°C + 85°C			
O-ring material	NBR		NBR		NBR		NBR			
Suitable cable	ø 3.5 - 5mm		ø 3.5 - 5mm		ø 3.5 - 5mm		ø 3.5 - 5mm			
Packaging										
Qty/Bag	1 pc / bag		1 pc / bag		1 pc / bag		1 pc / bag			
Other accessories options										
See accessories section										
Notes:										
Connectors available with different features: See the general features and codification scheme page										



Technical drawing				
				
				
Product description				
Connector type	Circular connector field attachable	Circular connector field attachable	Circular connector field attachable	Circular connector field attachable
Conforms to	IEC 61076-2-104	IEC 61076-2-104	IEC 61076-2-104	IEC 61076-2-104
Construction type	M8 A -Coding	M8 A -Coding	M8 A -Coding	M8 A -Coding
Part number	<b>08MC3000-ATEX</b>	<b>08MC4000-ATEX</b>	<b>08MC3000-S-ATEX</b>	<b>08MC4000-S-ATEX</b>
Housing type	Straight 180°	Straight 180°	Straight 180°	Straight 180°
Cable gland	Hexagonal SW10	Hexagonal SW10	Hexagonal SW10	Hexagonal SW10
Description	Circular connector M8 series field attachable,ATEX conform.	Circular connector M8 series field attachable,ATEX conform.	Circular connector M8 series field attachable,ATEX conform.	Circular connector M8 series field attachable,ATEX conform.
Contacts type	Male	Male	Male	Male
Number of contacts	3poles	4poles	3poles	4poles
Housing colour	Black	Black	Black	Black
Technical data				
Type of termination	Contacts to solder wires	Contacts to solder wires	Screw contacts	Screw contacts
Contact screw torque	-	-	0.1 N*m	0.1 N*m
Housing material	PA66 UL94-V0	PA66 UL94-V0	PA66 UL94-V0	PA66 UL94-V0
Contacts material	Brass + Gold flash	Brass + Gold flash	Brass + Gold flash	Brass + Gold flash
Coupling nut type	Hexagonal (SW13)	Hexagonal (SW13)	Hexagonal (SW13)	Hexagonal (SW13)
M8 coupling nut material	Brass + Nickel plated	Brass + Nickel plated	Brass + Nickel plated	Brass + Nickel plated
M8 coupling nut torque	0.4 N*m	0.4 N*m	0.4 N*m	0.4 N*m
Rated voltage	30V AC/ 60V DC	30V AC/ 60V DC	30V AC/ 60V DC	30V AC/ 60V DC
Rated current	4A	4A	4A	4A
Temperature range	-20°C +85°C	-20°C +85°C	-20°C +85°C	-20°C +85°C
O-ring material	NBR	NBR	NBR	NBR
Suitable cable	ø 3.5 - 5mm	ø 3.5 - 5mm	ø 3.5 - 5mm	ø 3.5 - 5mm
Packaging				
Qty/Bag	1 pc / bag	1 pc / bag	1 pc / bag	1 pc / bag
Other accessories options				
See accessories section				
Notes:				
Connectors available with different features: See the general features and codification scheme page				

# M8 CIRCULAR CONNECTORS A-CODED

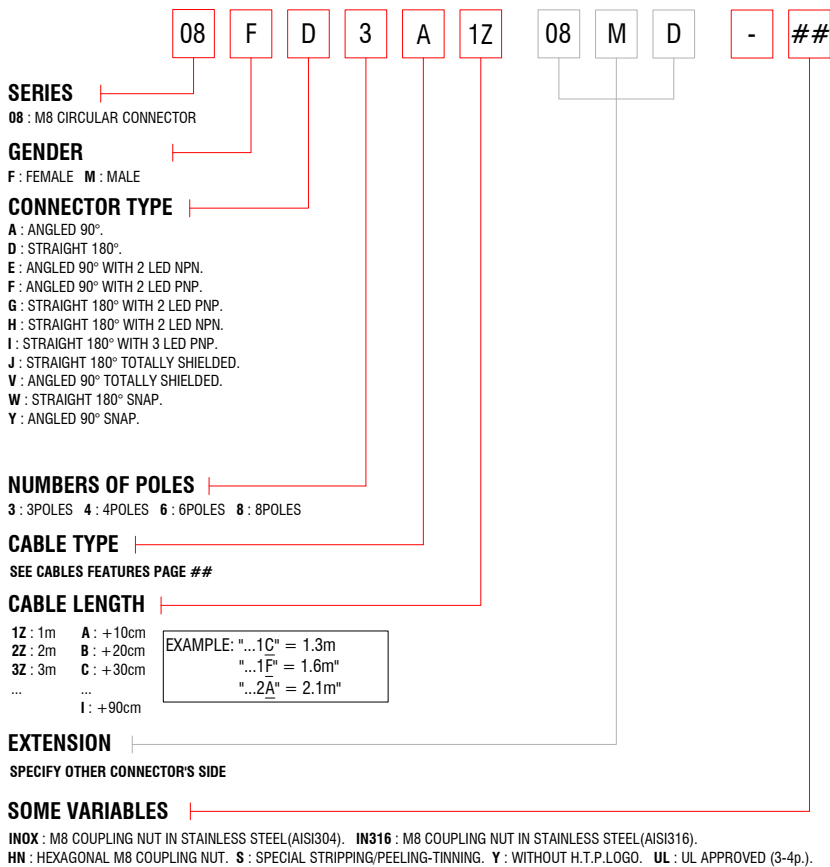
Field attachable connectors



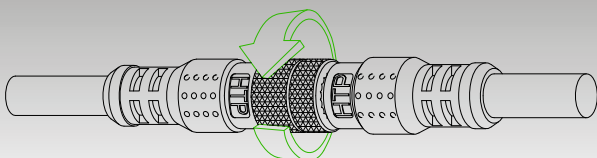
<b>Technical drawing</b>				
<b>Product description</b>				
Connector type	Circular connector field attachable	Circular connector field attachable	Circular connector field attachable	Circular connector field attachable
Conforms to	IEC 61076-2-104	IEC 61076-2-104	IEC 61076-2-104	IEC 61076-2-104
Construction type	M8 A -Coding	M8 A -Coding	M8 A -Coding	M8 A -Coding
Part number	<b>08F13000</b>	<b>08F14000</b>	<b>08M13000</b>	<b>08M14000</b>
Housing type	Straight 180°	Straight 180°	Straight 180°	Straight 180°
Description	Circular connector M8 series field attachable for TOTALLY SHIELDED applications.	Circular connector M8 series field attachable for TOTALLY SHIELDED applications.	Circular connector M8 series field attachable for TOTALLY SHIELDED applications.	Circular connector M8 series field attachable for TOTALLY SHIELDED applications.
Contacts type	Female	Female	Male	Male
Number of contacts	3poles	4poles	3poles	4poles
Housing colour	Black	Black	Black	Black
<b>Technical data</b>				
Type of termination	Screw contacts	Screw contacts	Screw contacts	Screw contacts
Contact screw torque	0.1 N*m	0.1 N*m	0.1 N*m	0.1 N*m
Housing material	Brass + Nickel plated	Brass + Nickel plated	Brass + Nickel plated	Brass + Nickel plated
Contacts material	Brass + Gold flash	Brass + Gold flash	Brass + Gold flash	Brass + Gold flash
Coupling nut type	Knurl round	Knurl round	Knurl round	Knurl round
M8 coupling nut material	Brass + Nickel plated	Brass + Nickel plated	Brass + Nickel plated	Brass + Nickel plated
M8 coupling nut torque	0.2 N*m	0.2 N*m	0.2 N*m	0.2 N*m
Rated voltage	50V AC/ 60V DC	50V AC/ 60V DC	50V AC/ 60V DC	50V AC/ 60V DC
Rated current	3A	3A	3A	3A
Temperature range	-25°C +85°C	-25°C +85°C	-25°C +85°C	-25°C +85°C
O-ring material	NBR	NBR	NBR	NBR
Suitable cable	ø 3.5 - 5.5mm	ø 3.5 - 5.5mm	ø 3.5 - 5.5mm	ø 3.5 - 5.5mm
<b>Packaging</b>				
Qty/Bag	1 pc / bag	1 pc / bag	1 pc / bag	1 pc / bag
<b>Other accessories options</b>				
See accessories section				
<b>Notes:</b>				
Connectors available with different features: See the general features and codification scheme page				

### • GENERAL FEATURES OF MOULDED CONNECTORS:

<b>Conductor cross section :</b> 0.14(26AWG)...0.50mm <sup>2</sup> (20AWG).	<b>Housing material :</b> Polyurethane.	<b>Operating temperature :</b> -25°C +90°C Standard. -25°C +120°C(UL approved).
<b>Fixing system :</b> M8 coupling nut.	<b>Internal core material :</b> PA66.	
<b>Max. screw torque IEC60947-1</b> M8 coupling nut torque 0.2 N*m.	<b>Coupling nut material :</b> Brass + Nickel plated. Stainless steel AISI304(upon request). Stainless steel AISI316(upon request).	
<b>Type of terminations :</b> Crimped wires.	<b>Protection class :</b> IP 67/IP69K.	
<b>Contact material and treatment :</b> Brass + Gold flash.		



### ANTI-VIBRATION SYSTEM:



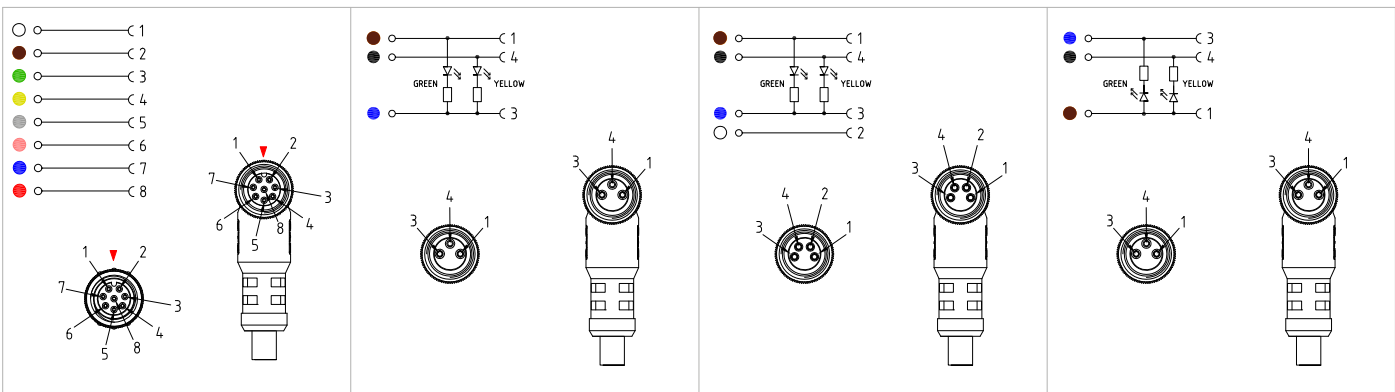
\* Not available for M8 circular connector totally shielded.

# M8 CIRCULAR CONNECTORS A-CODED

## Moulded cable connectors



Technical drawing							
<b>Product description</b>							
Connector type	Circular connector with moulded cable		Circular connector with moulded cable		Circular connector with moulded cable		
Conforms to	IEC 61076-2-104		IEC 61076-2-104		IEC 61076-2-104		
Construction type	M8 A -Coding		M8 A -Coding		M8 A -Coding		
Description	Circular connector M8 series with moulded cable		Circular connector M8 series with moulded cable		Circular connector M8 series with moulded cable		
Part number	<b>08FD3A1Z</b>	<b>08FA3A1Z</b>	<b>08FD4A1Z</b>	<b>08FA4A1Z</b>	<b>08FD6K1Z</b>	<b>08FA6K1Z</b>	
Housing type	Straight 180° / Angled 90°		Straight 180° / Angled 90°		Straight 180° / Angled 90°		
Cable gland	Moulded cable		Moulded cable		Moulded cable		
Contacts type	Female		Female		Female		
Number of contacts	3poles		4poles		6poles		
Housing colour	Black		Black		Black		
<b>Technical data</b>							
Type of termination	Contacts to crimp wires		Contacts to crimp wires		Contacts to solder wires		
Contacts material	Brass + Gold flash		Brass + Gold flash		Brass + Gold flash		
Coupling nut type	Knurl round		Knurl round		Knurl round		
M8 coupling nut material	Brass + Nickel plated		Brass + Nickel plated		Brass + Nickel plated		
M8 coupling nut torque	0.2 N*m		0.2 N*m		0.2 N*m		
Rated voltage	50V AC/ 60V DC		50V AC/ 60V DC		30V AC/DC		
Rated current	3A		3A		1.5A		
O-ring material	NBR		NBR		NBR		
Cable type	PVC/PVC CEI2022		PVC/PVC CEI2022		PVC/PVC CEI2022		
Cable jacket colour	Black		Black		Black		
No. Conductors / Section	3x0.25mm <sup>2</sup>		4x0.25mm <sup>2</sup>		6x0.14mm <sup>2</sup>		
Conductor colours	Brown; Blue; Black		Brown; White; Blue; Black		Brown; White; Blue; Black; Grey; Pink		
Cable diameter	ø4mm (±0.3)		ø4.4mm (±0.3)		ø4.9mm (±0.3)		
Cable length	1m		1m		1m		
<b>Packaging</b>							
Qty/Bag	1 pc / bag		1 pc / bag		1 pc / bag		
<b>Other accessories options</b>							
See accessories section							
<b>Notes:</b>							
Connectors available with different features: See the general features and codification scheme page See the cables list section							



<b>Product description</b>							
Circular connector with moulded cable		Circular connector with moulded cable		Circular connector with moulded cable		Circular connector with moulded cable	
IEC 61076-2-104		IEC 61076-2-104		IEC 61076-2-104		IEC 61076-2-104	
M8 A -Coding		M8 A -Coding		M8 A -Coding		M8 A -Coding	
Circular connector M8 series with moulded cable		Circular connector M8 series n.2 Led <b>PNP</b> circuit (PIN1: GN;PIN4:YE)with moulded cable		Circular connector M8 series n.2 Led <b>PNP</b> circuit (PIN1: GN;PIN4:YE)with moulded cable		Circular connector M8 series n.2 Led <b>NPN</b> circuit (PIN3: GN;PIN4:YE)with moulded cable	
<b>08FD8K1Z</b>	<b>08FA8K1Z</b>	<b>08FG3A1Z</b>	<b>08FF3A1Z</b>	<b>08FG4A1Z</b>	<b>08FF4A1Z</b>	<b>08FH3A1Z</b>	<b>08FE3A1Z</b>
Straight 180°	Angled 90°	Straight 180°	Angled 90°	Straight 180°	Angled 90°	Straight 180°	Angled 90°
Moulded cable		Moulded cable		Moulded cable		Moulded cable	
Female		Female		Female		Female	
8poles		3poles		4poles		3poles	
Black		Transparent		Transparent		Transparent	
<b>Technical data</b>							
Contacts to solder wires		Contacts to solder PCB		Contacts to solder PCB		Contacts to solder PCB	
Brass + Gold flash		Brass + Gold flash		Brass + Gold flash		Brass + Gold flash	
Knurl round		Knurl round		Knurl round		Knurl round	
Brass + Nickel plated		Brass + Nickel plated		Brass + Nickel plated		Brass + Nickel plated	
0.2 N*m		0.2 N*m		0.2 N*m		0.2 N*m	
30V AC/DC		10-30V DC		10-30V DC		10-30V DC	
1.5A		3A		3A		3A	
NBR		NBR		NBR		NBR	
PVC/PVC CEI2022		PVC/PVC CEI2022		PVC/PVC CEI2022		PVC/PVC CEI2022	
Black		Black		Black		Black	
8x0.14mm <sup>2</sup>		3x0.25mm <sup>2</sup>		4x0.25mm <sup>2</sup>		3x0.25mm <sup>2</sup>	
White;Brown;Green;Yellow;Grey;Pink;Blue;Red		Brown; Blue; Black		Brown; White; Blue; Black		Brown; Blue; Black	
ø4.9mm (±0.3)		ø4mm (±0.3)		ø4.4mm (±0.3)		ø4mm (±0.3)	
1m		1m		1m		1m	
<b>Packaging</b>							
1 pc / bag		1 pc / bag		1 pc / bag		1 pc / bag	
<b>Other accessories options</b>							
See accessories section							
<b>Notes:</b>							
Connectors available with different features: See the general features and codification scheme page See the cables list section							

# M8 CIRCULAR CONNECTORS A-CODED

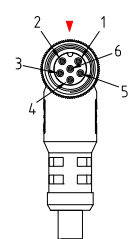
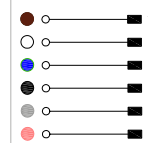
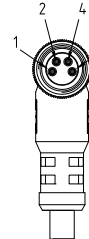
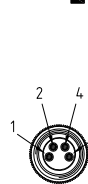
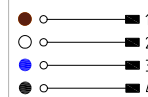
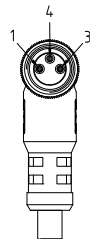
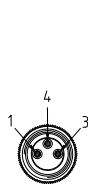
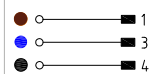
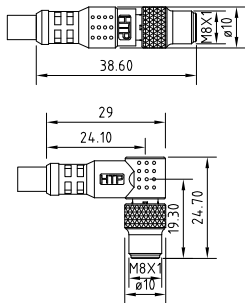
## Moulded cable connectors



		Technical drawing					
		<b>Product description</b>					
Circular connector with moulded cable		Connector type		Circular connector with moulded cable		Circular connector with moulded cable	
IEC 61076-2-104		Conforms to		IEC 61076-2-104		IEC 61076-2-104	
M8 A -Coding		Construction type		M8 A -Coding		M8 A -Coding	
Circular connector M8 series n.2 Led NPN circuit (PIN3: GN;PIN4:YE)with moulded cable		Description		Circular connector M8 series TOTALLY SHIELDED connector with moulded cable		Circular connector M8 series TOTALLY SHIELDED connector with moulded cable	
<b>08FH4A1Z</b>	<b>08FE4A1Z</b>	Part number		<b>08FJ3J1Z</b>	<b>08FV3J1Z</b>	<b>08FJ4J1Z</b>	<b>08FV4J1Z</b>
Straight 180°	Angled 90°	Housing type		Straight 180°	Angled 90°	Straight 180°	Angled 90°
Moulded cable		Cable gland		Moulded cable		Moulded cable	
Female		Contacts type		Female		Female	
4poles		Number of contacts		3poles		4poles	
Transparent		Housing colour		Black		Black	
		<b>Technical data</b>					
Contacts to solder PCB		Type of termination		Contacts to crimp wires		Contacts to crimp wires	
Brass + Gold flash		Contacts material		Brass + Gold flash		Brass + Gold flash	
Knurl round		Coupling nut type		Knurl round		Knurl round	
Brass + Nickel plated		M8 coupling nut material		Brass + Nickel plated		Brass + Nickel plated	
0.2 N*m		M8 coupling nut torque		0.2 N*m		0.2 N*m	
10-30V DC		Rated voltage		50V AC/ 60V DC		50V AC/ 60V DC	
3A		Rated current		3A		3A	
NBR		O-ring material		NBR		NBR	
PVC/PVC CEI2022		Cable type		PVC/PVC CEI2022 SHIELDED		PVC/PVC CEI2022 SHIELDED	
Black		Cable jacket colour		Black		Black	
4x0.25mm <sup>2</sup>		No. Conductors / Section		3x0.25mm <sup>2</sup>		4x0.25mm <sup>2</sup>	
Brown; White; Blue; Black		Conductor colours		Brown; Blue; Black		Brown; White; Blue; Black	
ø4.4mm (±0.3)		Cable diameter		ø4.4mm (±0.3)		ø4.8mm (±0.3)	
1m length		Cable length		1m		1m	
		<b>Packaging</b>					
1 pc / bag		Qty/Bag		1 pc / bag		1 pc / bag	
		<b>Other accessories options</b>					
		See accessories section					
		<b>Notes:</b>					
		Connectors available with different features: See the general features and codification scheme page See the cables list section					



**Technical drawing**



**Product description**

Connector type	Circular connector with moulded cable		Circular connector with moulded cable		Circular connector with moulded cable	
Conforms to	IEC 61076-2-104		IEC 61076-2-104		IEC 61076-2-104	
Construction type	M8 A -Coding		M8 A -Coding		M8 A -Coding	
Description	Circular connector M8 series with moulded cable		Circular connector M8 series with moulded cable		Circular connector M8 series with moulded cable	
Part number	<b>08MD3A1Z</b>	<b>08MA3A1Z</b>	<b>08MD4A1Z</b>	<b>08MA4A1Z</b>	<b>08MD6K1Z</b>	<b>08MA6K1Z</b>
Housing type	Straight 180°	Angled 90°	Straight 180°	Angled 90°	Straight 180°	Angled 90°
Cable gland	Moulded cable		Moulded cable		Moulded cable	
Contacts type	Male		Male		Male	
Number of contacts	3poles		4poles		6poles	
Housing colour	Black		Black		Black	

**Technical data**

Type of termination	Contacts to crimp wires	Contacts to crimp wires	Contacts to solder wires
Contacts material	Brass + Gold flash	Brass + Gold flash	Brass + Gold flash
Coupling nut type	Knurl round	Knurl round	Knurl round
M8 coupling nut material	Brass + Nickel plated	Brass + Nickel plated	Brass + Nickel plated
M8 coupling nut torque	0.2 N*m	0.2 N*m	0.2 N*m
Rated voltage	50V AC/ 60V DC	50V AC/ 60V DC	30V AC/DC
Rated current	3A	3A	1.5A
O-ring material	-	-	-
Cable type	PVC/PVC CEI2022	PVC/PVC CEI2022	PVC/PVC CEI2022
Cable jacket colour	Black	Black	Black
No. Conductors / Section	3x0.25mm <sup>2</sup>	4x0.25mm <sup>2</sup>	6x0.14mm <sup>2</sup>
Conductor colours	Brown; Blue; Black	Brown; White; Blue; Black	Brown; White; Blue; Black; Grey; Pink
Cable diameter	ø4mm (±0.3)	ø4.4mm (±0.3)	ø4.9mm (±0.3)
Cable length	1m	1m	1m

**Packaging**

Qty/Bag	1 pc / bag	1 pc / bag	1 pc / bag
---------	------------	------------	------------

**Other accessories options**

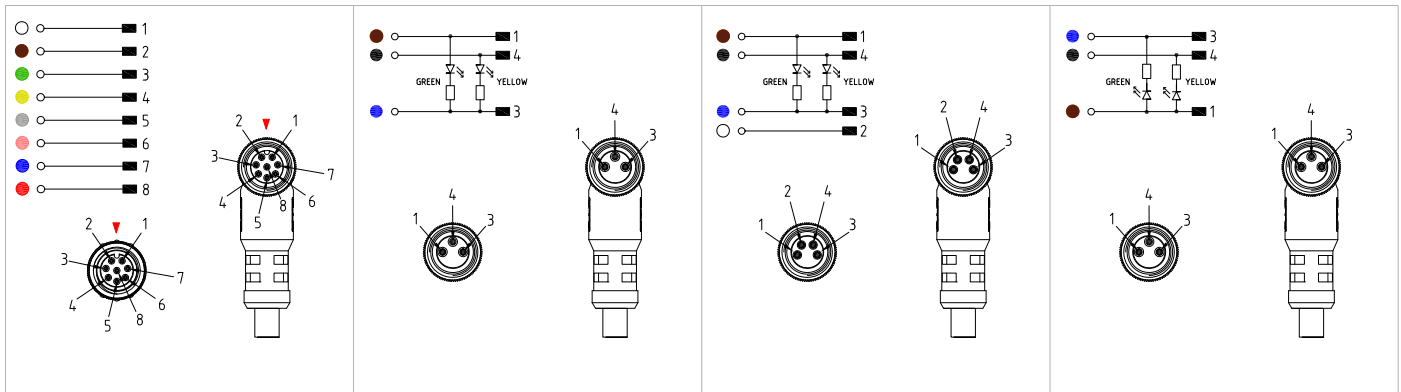
See accessories section

**Notes:**

Connectors available with different features:  
See the general features and codification scheme page  
See the cables list section

# M8 CIRCULAR CONNECTORS A-CODED

## Moulded cable connectors



### Product description

Circular connector with moulded cable	Circular connector with moulded cable	Circular connector with moulded cable	Circular connector with moulded cable
IEC 61076-2-104	IEC 61076-2-104	IEC 61076-2-104	IEC 61076-2-104
M8 A -Coding	M8 A -Coding	M8 A -Coding	M8 A -Coding
Circular connector M8 series with moulded cable	Circular connector M8 series n.2 Led <b>PNP</b> circuit (PIN1: GN;PIN4:YE)with moulded cable	Circular connector M8 series n.2 Led <b>PNP</b> circuit (PIN1: GN;PIN4:YE)with moulded cable	Circular connector M8 series n.2 Led <b>NPN</b> circuit (PIN3: GN;PIN4:YE)with moulded cable
<b>08MD8K1Z</b>	<b>08MA8K1Z</b>	<b>08MG3A1Z</b>	<b>08MF3A1Z</b>
Straight 180°	Angled 90°	Straight 180°	Angled 90°
Moulded cable	Moulded cable	Moulded cable	Moulded cable
Male	Male	Male	Male
8poles	3poles	4poles	3poles
Black	Transparent	Transparent	Transparent

### Technical data

Contacts to solder wires	Contacts to solder PCB	Contacts to solder PCB	Contacts to solder PCB
Brass + Gold flash	Brass + Gold flash	Brass + Gold flash	Brass + Gold flash
Knurl round	Knurl round	Knurl round	Knurl round
Brass + Nickel plated	Brass + Nickel plated	Brass + Nickel plated	Brass + Nickel plated
0.2 N*m	0.2 N*m	0.2 N*m	0.2 N*m
30V AC/DC	10-30V DC	10-30V DC	10-30V DC
1.5A	3A	3A	3A
-	-	-	-
PVC/PVC CEI2022	PVC/PVC CEI2022	PVC/PVC CEI2022	PVC/PVC CEI2022
Black	Black	Black	Black
8x0.14mm <sup>2</sup>	3x0.25mm <sup>2</sup>	4x0.25mm <sup>2</sup>	3x0.25mm <sup>2</sup>
White;Brown;Green;Yellow;Grey;Pink;Blue;Red	Brown; Blue; Black	Brown; White; Blue; Black	Brown; Blue; Black
ø4.9mm (±0.3)	ø4mm (±0.3)	ø4.4mm (±0.3)	ø4mm (±0.3)
1m	1m	1m	1m

### Packaging

	1 pc / bag	1 pc / bag	1 pc / bag
--	------------	------------	------------

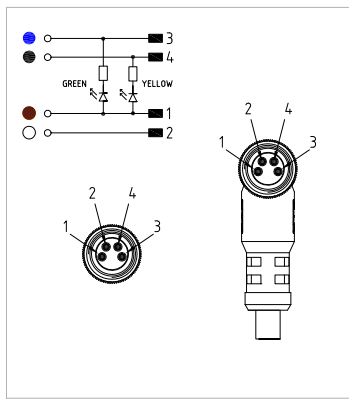
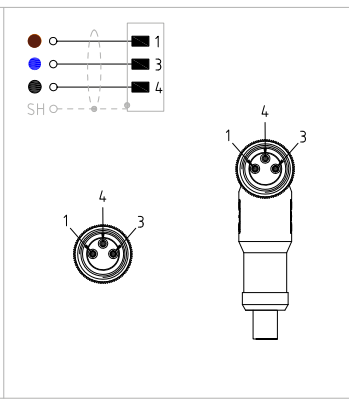
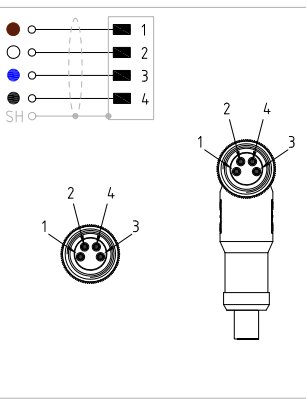
### Other accessories options

See accessories section

### Notes:

Connectors available with different features:  
See the general features and codification scheme page  
See the cables list section



		<b>Technical drawing</b>					
<b>Product description</b>		<b>Product description</b>		<b>Product description</b>		<b>Product description</b>	
Circular connector with moulded cable		Connector type		Circular connector with moulded cable		Circular connector with moulded cable	
IEC 61076-2-104		Conforms to		IEC 61076-2-104		IEC 61076-2-104	
M8 A -Coding		Construction type		M8 A -Coding		M8 A -Coding	
Circular connector M8 series n.2 Led <b>NPN</b> circuit (PIN3: GN;PIN4:YE)with moulded cable		Description		Circular connector M8 series <b>TOTALLY SHIELDED</b> connector with moulded cable		Circular connector M8 series <b>TOTALLY SHIELDED</b> connector with moulded cable	
<b>08MH4A1Z</b>	<b>08ME4A1Z</b>	Part number		<b>08MJ3J1Z</b>	<b>08MV3J1Z</b>	<b>08MJ4J1Z</b>	<b>08MV4J1Z</b>
Straight 180°	Angled 90°	Housing type		Straight 180°	Angled 90°	Straight 180°	Angled 90°
Moulded cable		Cable gland		Moulded cable		Moulded cable	
Male		Contacts type		Male		Male	
4poles		Number of contacts		3poles		4poles	
Transparent		Housing colour		Black		Black	
<b>Technical data</b>		<b>Technical data</b>		<b>Technical data</b>		<b>Technical data</b>	
Contacts to solder PCB		Type of termination		Contacts to crimp wires		Contacts to crimp wires	
Brass + Gold flash		Contacts material		Brass + Gold flash		Brass + Gold flash	
Knurl round		Coupling nut type		Knurl round		Knurl round	
Brass + Nickel plated		M8 coupling nut material		Brass + Nickel plated		Brass + Nickel plated	
0.2 N*m		M8 coupling nut torque		0.2 N*m		0.2 N*m	
10-30V DC		Rated voltage		50V AC/ 60V DC		50V AC/ 60V DC	
3A		Rated current		3A		3A	
-		O-ring material		-		-	
PVC/PVC CEI2022		Cable type		PVC/PVC CEI2022 SHIELDED		PVC/PVC CEI2022 SHIELDED	
Black		Cable jacket colour		Black		Black	
4x0.25mm <sup>2</sup>		No. Conductors / Section		3x0.25mm <sup>2</sup>		4x0.25mm <sup>2</sup>	
Brown; White; Blue; Black		Conductor colours		Brown; Blue; Black		Brown; White; Blue; Black	
ø4.4mm (±0.3)		Cable diameter		ø4.4mm (±0.3)		ø4.8mm (±0.3)	
1length		Cable length		1m		1m	
<b>Packaging</b>		<b>Packaging</b>		<b>Packaging</b>		<b>Packaging</b>	
1 pc / bag		Qty/Bag		1 pc / bag		1 pc / bag	
<b>Other accessories options</b>		<b>Other accessories options</b>		<b>Other accessories options</b>		<b>Other accessories options</b>	
See accessories section		See accessories section		See accessories section		See accessories section	
<b>Notes:</b> Connectors available with different features: See the general features and codification scheme page See the cables list section							

# M8 CIRCULAR CONNECTORS A-CODED

## Moulded cable connectors



Technical drawing							
<b>Product description</b>							
Connector type	Circular connector with moulded cable		Circular connector with moulded cable		Circular connector with moulded cable		
Conforms to	IEC 61076-2-104		IEC 61076-2-104		IEC 61076-2-104		
Construction type	M8 A -Coding		M8 A -Coding		M8 A -Coding		
Description	Circular connector M8 series with moulded cable		Circular connector M8 series with moulded cable		Circular connector M8 series with moulded cable		
Part number	<b>08FD3A1Z08MD</b>	<b>08FA3A1Z08MA</b>	<b>08FD4A1Z08MD</b>	<b>08FA4A1Z08MA</b>	<b>08FD6K1Z08MD</b>	<b>08FA6K1Z08MA</b>	
Housing type	Straight 180°      Angled 90°		Straight 180°      Angled 90°		Straight 180°      Angled 90°		
Cable gland	Moulded cable		Moulded cable		Moulded cable		
Contacts type	Female-Male		Female-Male		Female-Male		
Number of contacts	3poles		4poles		6poles		
Housing colour	Black		Black		Black		
<b>Technical data</b>							
Type of termination	Contacts to crimp wires		Contacts to crimp wires		Contacts to solder wires		
Contacts material	Brass + Gold flash		Brass + Gold flash		Brass + Gold flash		
Coupling nut type	Knurl round		Knurl round		Knurl round		
M8 coupling nut material	Brass + Nickel plated		Brass + Nickel plated		Brass + Nickel plated		
M8 coupling nut torque	0.2 N*m		0.2 N*m		0.2 N*m		
Rated voltage	50V AC/ 60V DC		50V AC/ 60V DC		30V AC/DC		
Rated current	3A		3A		1.5A		
O-ring material	NBR		NBR		NBR		
Cable type	PVC/PVC CEI2022		PVC/PVC CEI2022		PVC/PVC CEI2022		
Cable jacket colour	Black		Black		Black		
No. Conductors / Section	3x0.25mm <sup>2</sup>		4x0.25mm <sup>2</sup>		6x0.14mm <sup>2</sup>		
Conductor colours	Brown; Blue; Black		Brown; White; Blue; Black		Brown; White; Blue; Black; Grey; Pink		
Cable diameter	ø4mm (±0.3)		ø4.4mm (±0.3)		ø4.9mm (±0.3)		
Cable length	1m		1m		1m		
<b>Packaging</b>							
Qty/Bag	1 pc / bag		1 pc / bag		1 pc / bag		
<b>Other accessories options</b>							
See accessories section							
<b>Notes:</b>							
Connectors available with different features: See the general features and codification scheme page See the cables list section							



		<b>Technical drawing</b> 					
		<b>Product description</b>					
Circular connector with moulded cable		Connector type		Circular connector with moulded cable		Circular connector with moulded cable	
IEC 61076-2-104		Conforms to		IEC 61076-2-104		IEC 61076-2-104	
M8 A -Coding		Construction type		M8 A -Coding		M8 A -Coding	
Circular connector M8 series with moulded cable		Description		Extension M8-M8 connectors TOTALLY SHIELDED with moulded cable		Extension M8-M8 connectors TOTALLY SHIELDED with moulded cable	
<b>08FD8K1Z08MD</b>	<b>08FA8K1Z08MA</b>	Part number		<b>08FJ3J1Z08MJ</b>	<b>08FV3J1Z08MV</b>	<b>08FJ4J1Z08MJ</b>	<b>08FV4J1Z08MV</b>
Straight 180°	Angled 90°	Housing type		Straight 180°	Angled 90°	Straight 180°	Angled 90°
Moulded cable		Cable gland		Moulded cable		Moulded cable	
Female-Male		Contacts type		Female-Male		Female-Male	
8poles		Number of contacts		3poles		4poles	
Black		Housing colour		Black		Black	
		<b>Technical data</b>					
Contacts to solder wires		Type of termination		Contacts to crimp wires		Contacts to crimp wires	
Brass + Gold flash		Contacts material		Brass + Gold flash		Brass + Gold flash	
Knurl round		Coupling nut type		Knurl round		Knurl round	
Brass + Nickel plated		M8 coupling nut material		Brass + Nickel plated		Brass + Nickel plated	
0.2 N*m		M8 coupling nut torque		0.2 N*m		0.2 N*m	
30V AC/DC		Rated voltage		50V AC/ 60V DC		50V AC/ 60V DC	
1.5A		Rated current		3A		3A	
NBR		O-ring material		NBR		NBR	
PVC/PVC CEI2022		Cable type		PVC/PVC CEI2022 SHIELDED		PVC/PVC CEI2022 SHIELDED	
Black		Cable jacket colour		Black		Black	
8x0.14mm <sup>2</sup>		No. Conductors / Section		3x0.25mm <sup>2</sup>		4x0.25mm <sup>2</sup>	
White;Brown;Green;Yellow;Grey;Pink;Blue;Red		Conductor colours		Brown; Blue; Black		Brown; White; Blue; Black	
ø4.9mm (±0.3)		Cable diameter		ø4.4mm (±0.3)		ø4.8mm (±0.3)	
1m length		Cable length		1m		1m	
		<b>Packaging</b>					
1 pc / bag		Qty/Bag		1 pc / bag		1 pc / bag	
		<b>Other accessories options</b>					
		See accessories section					
		<b>Notes:</b>					
		Connectors available with different features: See the general features and codification scheme page See the cables list section					

# M8 CIRCULAR CONNECTORS A-CODED

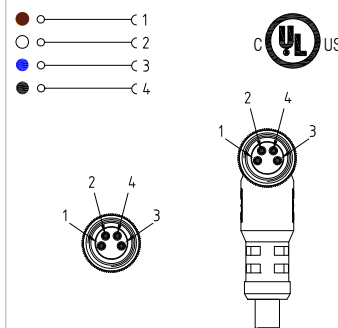
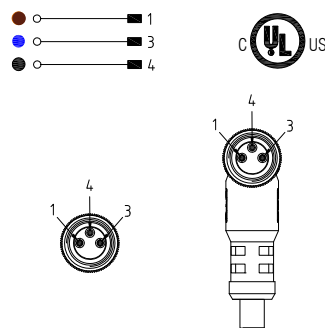
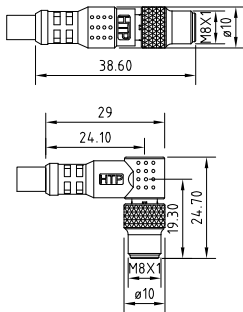
Moulded cable connectors



Technical drawing					
<b>Product description</b>					
Connector type	Circular connector with moulded cable		Circular connector with moulded cable		
Conforms to	IEC 61076-2-104 / UL approved		IEC 61076-2-104 / UL approved		
Construction type	M8 A -Coding		M8 A -Coding		
Description	Circular connector M8 series, UL approved with moulded cable		Circular connector M8 series, UL approved with moulded cable		
Part number	<b>08FD3S1Z-UL</b>	<b>08FA3S1Z-UL</b>	<b>08FD4S1Z-UL</b>	<b>08FA4S1Z-UL</b>	
Housing type	Straight 180°		Angled 90°		
Cable gland	Moulded cable		Moulded cable		
Contacts type	Female		Female		
Number of contacts	3poles		4poles		
Housing colour	Black		Black		
<b>Technical data</b>					
Type of termination	Contacts to crimp wires		Contacts to crimp wires		
Contacts material	Brass + Gold flash		Brass + Gold flash		
Coupling nut type	Knurl round		Knurl round		
M8 coupling nut material	Brass + Nickel plated		Brass + Nickel plated		
M8 coupling nut torque	0.2 N*m		0.2 N*m		
Rated voltage	50V AC/ 60V DC		50V AC/ 60V DC		
Rated current	3A		3A		
O-ring material	NBR		NBR		
Cable type	PVC/PVC ULstyle 21179		PVC/PVC ULstyle 21179		
Cable jacket colour	Black		Black		
No. Conductors / Section	3xAWG24 (0.25mm <sup>2</sup> )		4xAWG24 (0.25mm <sup>2</sup> )		
Conductor colours	Brown; Blue; Black		Brown; White; Blue; Black		
Cable diameter	ø4.2mm (±0.3)		ø4.3mm (±0.3)		
Cable length	1m		1m		
<b>Packaging</b>					
Qty/Bag	1 pc / bag	length.	1 pc / bag	length.	
<b>Other accessories options</b>					
See accessories section					
<b>Notes:</b>					
Connectors available with different features: See the general features and codification scheme page See the cables list section					



### Technical drawing



### Product description

Connector type	Circular connector with moulded cable		Circular connector with moulded cable	
Conforms to	IEC 61076-2-104 / UL approved		IEC 61076-2-104 / UL approved	
Construction type	M8 A -Coding		M8 A -Coding	
Description	Circular connector M8 series, UL approved with moulded cable		Circular connector M8 series, UL approved with moulded cable	
Part number	<b>08MD3S1Z-UL</b>	<b>08MA3S1Z-UL</b>	<b>08MD4S1Z-UL</b>	<b>08MA4S1Z-UL</b>
Housing type	Straight 180°	Angled 90°	Straight 180°	Angled 90°
Cable gland	Moulded cable		Moulded cable	
Contacts type	Male		Male	
Number of contacts	3poles		4poles	
Housing colour	Black		Black	

### Technical data

Type of termination	Contacts to crimp wires		Contacts to crimp wires	
Contacts material	Brass + Gold flash		Brass + Gold flash	
Coupling nut type	Knurl round		Knurl round	
M8 coupling nut material	Brass + Nickel plated		Brass + Nickel plated	
M8 coupling nut torque	0.2 N*m		0.2 N*m	
Rated voltage	50V AC/ 60V DC		50V AC/ 60V DC	
Rated current	3A		3A	
O-ring material	-		-	
Cable type	PVC/PVC ULstyle 21179		PVC/PVC ULstyle 21179	
Cable jacket colour	Black		Black	
No. Conductors / Section	3xAWG24 (0.25mm <sup>2</sup> )		4xAWG24 (0.25mm <sup>2</sup> )	
Conductor colours	Brown; Blue; Black		Brown; White; Blue; Black	
Cable diameter	ø4.2mm (±0.3)		ø4.3mm (±0.3)	
Cable length	1m		1m	

### Packaging

Qty/Bag	Variable according cable length.	Variable according cable length.
---------	----------------------------------	----------------------------------

### Other accessories options

See accessories section



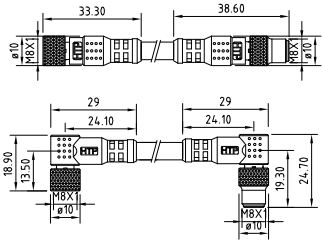
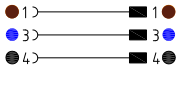

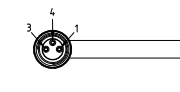
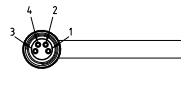
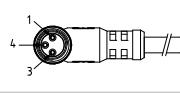
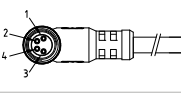
### Notes:

Connectors available with different features:  
 See the general features and codification scheme page  
 See the cables list section

# M8 CIRCULAR CONNECTORS A-CODED

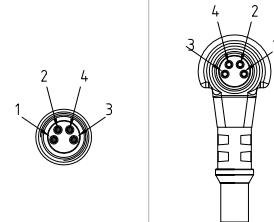
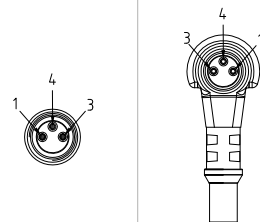
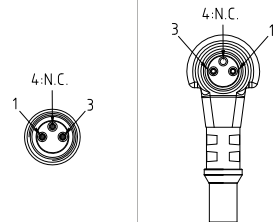
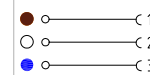
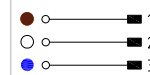
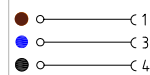
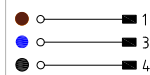
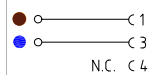
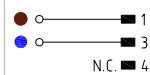
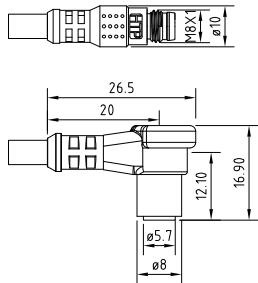
## Moulded cable connectors



Technical drawing					
					
					
					
Product description					
Connector type	Circular connector with moulded cable		Circular connector with moulded cable		
Conforms to	IEC 61076-2-104 / UL approved		IEC 61076-2-104 / UL approved		
Construction type	M8 A -Coding		M8 A -Coding		
Description	Circular connector M8 series with moulded cable		Circular connector M8 series with moulded cable		
Part number	<b>08FD3S1Z08MD-UL</b>	<b>08FA3S1Z08MA-UL</b>	<b>08FD4S1Z08MD-UL</b>	<b>08FA4S1Z08MA-UL</b>	
Housing type	Straight 180° / Angled 90°		Straight 180° / Angled 90°		
Cable gland	Moulded cable		Moulded cable		
Contacts type	Female-Male		Female-Male		
Number of contacts	3poles		4poles		
Housing colour	Black		Black		
Technical data					
Type of termination	Contacts to crimp wires		Contacts to crimp wires		
Contacts material	Brass + Gold flash		Brass + Gold flash		
Coupling nut type	Knurl round		Knurl round		
M8 coupling nut material	Brass + Nickel plated		Brass + Nickel plated		
M8 coupling nut torque	0.2 N*m		0.2 N*m		
Rated voltage	50V AC/ 60V DC		50V AC/ 60V DC		
Rated current	3A		3A		
O-ring material	NBR		NBR		
Cable type	PVC/PVC ULstyle 21179		PVC/PVC ULstyle 21179		
Cable jacket colour	Black		Black		
No. Conductors / Section	3xAWG24 (0.25mm <sup>2</sup> )		4xAWG24 (0.25mm <sup>2</sup> )		
Conductor colours	Brown; Blue; Black		Brown; White; Blue; Black		
Cable diameter	ø4.2mm (±0.3)		ø4.3mm (±0.3)		
Cable length	1m		1m		
Packaging					
Qty/Bag	1 pc / bag		1 pc / bag		
Other accessories options					
See accessories section					
Notes:					
Connectors available with different features: See the general features and codification scheme page See the cables list section					



### Technical drawing



### Product description

Connector type	Circular connector with moulded cable		Circular connector with moulded cable		Circular connector with moulded cable	
Conforms to	IEC 61076-2-104		IEC 61076-2-104		IEC 61076-2-104	
Construction type	M8 A -Coding		M8 A -Coding		M8 A -Coding	
Description	Circular connector M8 SNAP series with moulded cable		Circular connector M8 SNAP series with moulded cable		Circular connector M8 SNAP series with moulded cable	
Part number	<b>08MW2N1Z</b>	<b>08FY2N1Z-Y</b>	<b>08MW3N1Z</b>	<b>08FY3N1Z-Y</b>	<b>08MW4N1Z</b>	<b>08FY4N1Z-Y</b>
Housing type	Straight 180°	Angled 90°	Straight 180°	Angled 90°	Straight 180°	Angled 90°
Cable gland	Moulded cable		Moulded cable		Moulded cable	
Contacts type	Male	Female	Male	Female	Male	Female
Number of contacts	2poles		3poles		4poles	
Housing colour	Black		Black		Black	

### Technical data

Type of termination	Contacts to crimp wires		Contacts to crimp wires		Contacts to crimp wires	
Contacts material	Brass + Gold flash		Brass + Gold flash		Brass + Gold flash	
Coupling nut type	-		-		-	
M8 coupling nut material	-		-		-	
M8 coupling nut torque	-		-		-	
Rated voltage	50V AC/ 60V DC		50V AC/ 60V DC		50V AC/ 60V DC	
Rated current	3A		3A		3A	
O-ring material	-		-		-	
Cable type	PVC/PVC CEI2022		PVC/PVC CEI2022		PVC/PVC CEI2022	
Cable jacket colour	Grey RAL 7032		Grey RAL 7032		Grey RAL 7032	
No. Conductors / Section	2x0.25mm <sup>2</sup>		3x0.25mm <sup>2</sup>		4x0.25mm <sup>2</sup>	
Conductor colours	Brown; Blue		Brown; Blue; Black		Brown; White; Blue; Black;	
Cable diameter	ø3.5mm (±0.3)		ø4mm (±0.3)		ø4.4mm (±0.3)	
Cable length	1m		1m		1m	

### Packaging

Qty/Bag	1 pc / bag	1 pc / bag	1 pc / bag
---------	------------	------------	------------

### Other accessories options

See accessories section

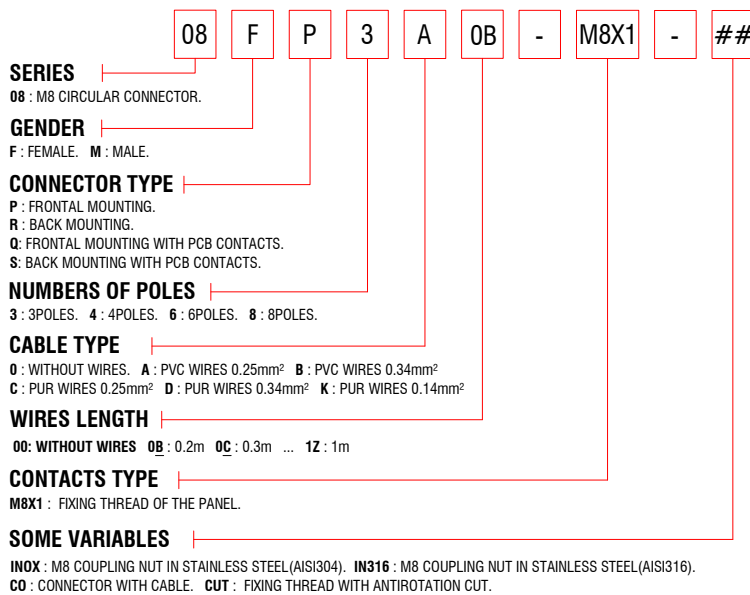
### Notes:

Connectors available with different features:  
See the general features and codification scheme page  
See the cables list section



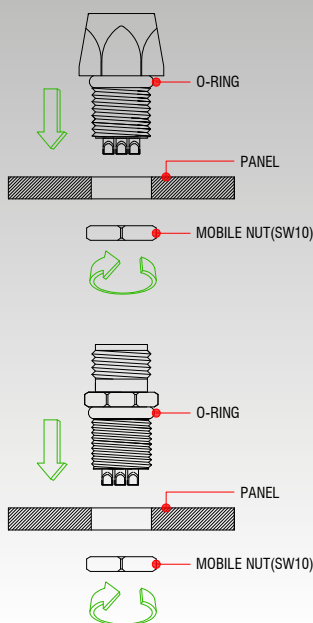
## GENERAL FEATURES PANEL MOUNT CONNECTORS:

<b>Conductor cross section :</b> 0.14(26AWG)...0.50mm <sup>2</sup> (20AWG).	<b>Type of terminations :</b> Solder wires. Solder PCB.	<b>Housing material :</b> Brass + Nickel plated. Stainless Steel AISI304 (upon request).	<b>Internal core material :</b> PA66.	<b>Operating temperature :</b> -25°C +90°C.
<b>Fixing system :</b> M8 coupling nut.	<b>Contact material and treatment :</b> Brass + Gold flash.	<b>Housing material :</b> Stainless Steel AISI316 (upon request).	<b>Flammability resistance :</b> UL94-V2 - Standard.	
<b>Max. screw torque IEC60947-1</b> M8 coupling nut torque 0.2 N*m.			<b>Protection class :</b> IP 67 (assembled).	



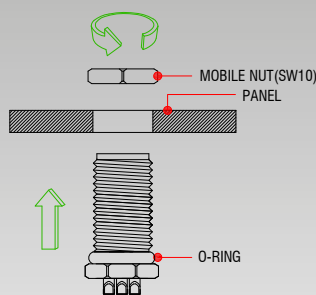
### FRONT MOUNTING:

The type of mounting of the panel connector into the panel is defined with reference to the way the connector is mounted into the panel. In front mounting the mobile nut is in the back side towards the panel.

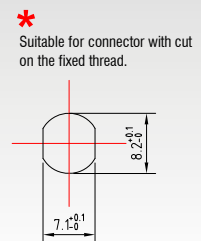
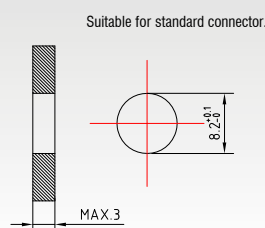


### BACK MOUNTING:

The type of mounting of the panel connector into the panel is defined with reference to the way the connector is mounted into the panel. In back mounting the mobile nut is in the front side towards the panel.




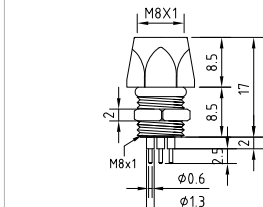
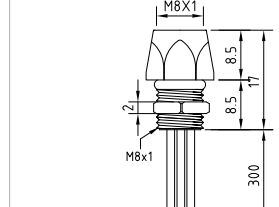
### PANEL FEATURES:



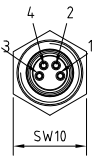
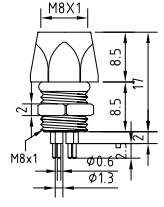
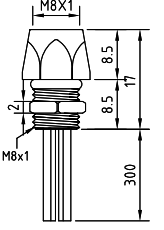
## M8 CIRCULAR CONNECTORS A-CODED

Panel mount connectors



<b>Technical drawing</b>							
							
<b>Product description</b>							
Connector type	Circular connector panel mount	Circular connector panel mount	Circular connector panel mount	Circular connector panel mount	Circular connector panel mount	Circular connector panel mount	Circular connector panel mount
Conforms to	IEC 61076-2-104	IEC 61076-2-104	IEC 61076-2-104	IEC 61076-2-104	IEC 61076-2-104	IEC 61076-2-104	IEC 61076-2-104
Construction type	M8 A -Coding	M8 A -Coding	M8 A -Coding	M8 A -Coding	M8 A -Coding	M8 A -Coding	M8 A -Coding
Description	Circular connector M8 series,panel mount	Circular connector M8,panel mount,with contacts suitable for solder PCB.	Circular connector M8,panel mount,with contacts suitable for solder PCB.	Circular connector M8,panel mount,with contacts suitable for solder PCB.	Circular connector M8 series,panel mount, with PVC soldered wires.	Circular connector M8 series,panel mount, with PVC soldered wires.	Circular connector M8 series,panel mount, with PVC soldered wires.
Part number	<b>O8FP3000-M8X1</b>	<b>O8FQ3000-M8X1</b>	<b>O8FQ3000-M8X1</b>	<b>O8FQ3000-M8X1</b>	<b>O8FP3A0C-M8X1</b>	<b>O8FP3A0C-M8X1</b>	<b>O8FP3A0C-M8X1</b>
Mounting type	Frontal side of the panel	Frontal side of the panel	Frontal side of the panel	Frontal side of the panel	Frontal side of the panel	Frontal side of the panel	Frontal side of the panel
Contacts type	Female	Female	Female	Female	Female	Female	Female
Number of contacts	3poles	3poles	3poles	3poles	3poles	3poles	3poles
Fixing Thread	M8 x 1	M8 x 1	M8 x 1	M8 x 1	M8 x 1	M8 x 1	M8 x 1
<b>Technical data</b>							
Type of termination	Contacts to solder wires	Contacts to solder PCB	Contacts to solder PCB	Contacts to solder PCB	Contacts to solder wires	Contacts to solder wires	Contacts to solder wires
Contacts material	Brass+Gold flash	Brass+Gold flash	Brass+Gold flash	Brass+Gold flash	Brass+Gold flash	Brass+Gold flash	Brass+Gold flash
Housing /coupling nut material	Brass+Nickel plated	Brass+Nickel plated	Brass+Nickel plated	Brass+Nickel plated	Brass+Nickel plated	Brass+Nickel plated	Brass+Nickel plated
Mobile nut material(SW)	Brass+Nickel plated (SW10)	Brass+Nickel plated (SW10)	Brass+Nickel plated (SW10)	Brass+Nickel plated (SW10)	Brass+Nickel plated (SW10)	Brass+Nickel plated (SW10)	Brass+Nickel plated (SW10)
M8 coupling nut torque	0.2 N*m	0.2 N*m	0.2 N*m	0.2 N*m	0.2 N*m	0.2 N*m	0.2 N*m
Rated voltage	50V AC/ 60V DC	50V AC/ 60V DC	50V AC/ 60V DC	50V AC/ 60V DC	50V AC/ 60V DC	50V AC/ 60V DC	50V AC/ 60V DC
Rated current	3A	3A	3A	3A	3A	3A	3A
O-ring material	NBR	NBR	NBR	NBR	NBR	NBR	NBR
Cable type	-	-	-	-	PVC	PVC	PVC
No.Conductors / Section	-	-	-	-	3x0.25mm <sup>2</sup>	3x0.25mm <sup>2</sup>	3x0.25mm <sup>2</sup>
Conductor colours	-	-	-	-	Brown; Blue; Black	Brown; Blue; Black	Brown; Blue; Black
Cable diameter	-	-	-	-	-	-	-
Wires length	-	-	-	-	0.3m	0.3m	0.3m
<b>Packaging</b>							
Qty/Bag	Not defined	Not defined	Not defined	Not defined	Not defined	Not defined	Not defined
<b>Other accessories options</b>							
See accessories section							
<b>Notes:</b>							
Connectors available with different features: See the general features and codification scheme page							



<b>Technical drawing</b>			
			
			
<b>Product description</b>			
Connector type	Circular connector panel mount	Circular connector panel mount	Circular connector panel mount
Conforms to	IEC 61076-2-104	IEC 61076-2-104	IEC 61076-2-104
Construction type	M8 A -Coding	M8 A -Coding	M8 A -Coding
Description	Circular connector M8 series,panel mount	Circular connector M8,panel mount,with contacts suitable for solder PCB.	Circular connector M8 series,panel mount, with PVC soldered wires.
Part number	<b>08FP4000-M8X1</b>	<b>08FQ4000-M8X1</b>	<b>08FP4A0C-M8X1</b>
Mounting type	Frontal side of the panel	Frontal side of the panel	Frontal side of the panel
Contacts type	Female	Female	Female
Number of contacts	4poles	4poles	4poles
Fixing Thread	M8 x 1	M8 x 1	M8 x 1
<b>Technical data</b>			
Type of termination	Contacts to solder wires	Contacts to solder PCB	Contacts to solder wires
Contacts material	Brass + Gold flash	Brass + Gold flash	Brass + Gold flash
Housing /coupling nut material	Brass + Nickel plated	Brass + Nickel plated	Brass + Nickel plated
Mobile nut material(SW)	Brass + Nickel plated (SW10)	Brass + Nickel plated (SW10)	Brass + Nickel plated (SW10)
M8 coupling nut torque	0.2 N*m	0.2 N*m	0.2 N*m
Rated voltage	50V AC/ 60V DC	50V AC/ 60V DC	50V AC/ 60V DC
Rated current	3A	3A	3A
O-ring material	NBR	NBR	NBR
Cable type	-	-	PVC
No. Conductors / Section	-	-	4x0.25mm <sup>2</sup>
Conductor colours	-	-	Brown; White; Blue; Black
Cable diameter	-	-	-
Wires length	-	-	0.3m
<b>Packaging</b>			
Qty/Bag	Not defined	Not defined	Not defined
<b>Other accessories options</b>			
See accessories section			
<b>Notes:</b>			
Connectors available with different features: See the general features and codification scheme page			

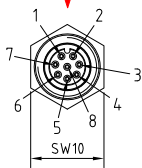
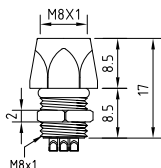
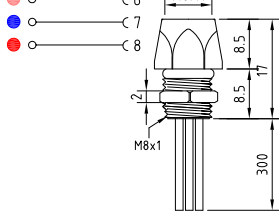
# M8 CIRCULAR CONNECTORS A-CODED

## Panel mount connectors



Technical drawing							
<b>Product description</b>							
Connector type	Circular connector panel mount	Circular connector panel mount	Circular connector panel mount	Circular connector panel mount	Circular connector panel mount	Circular connector panel mount	Circular connector panel mount
Conforms to	IEC 61076-2-104	IEC 61076-2-104	IEC 61076-2-104	IEC 61076-2-104	IEC 61076-2-104	IEC 61076-2-104	IEC 61076-2-104
Construction type	M8 A -Coding	M8 A -Coding	M8 A -Coding	M8 A -Coding	M8 A -Coding	M8 A -Coding	M8 A -Coding
Description	Circular connector M8 series,panel mount	Circular connector M8,panel mount,with contacts suitable for solder PCB.	Circular connector M8,panel mount,with contacts suitable for solder PCB.	Circular connector M8,panel mount,with contacts suitable for solder PCB.	Circular connector M8,panel mount,with contacts suitable for solder PCB.	Circular connector M8 series,panel mount, with PVC soldered wires.	Circular connector M8 series,panel mount, with PVC soldered wires.
Part number	<b>08FP6000-M8X1</b>	<b>08FQ6000-M8X1</b>	<b>08FQ6000-M8X1</b>	<b>08FQ6000-M8X1</b>	<b>08FQ6000-M8X1</b>	<b>08FP6K0C-M8X1</b>	<b>08FP6K0C-M8X1</b>
Mounting type	Frontal side of the panel	Frontal side of the panel	Frontal side of the panel	Frontal side of the panel	Frontal side of the panel	Frontal side of the panel	Frontal side of the panel
Contacts type	Female	Female	Female	Female	Female	Female	Female
Number of contacts	6poles	6poles	6poles	6poles	6poles	6poles	6poles
Fixing Thread	M8 x 1	M8 x 1	M8 x 1	M8 x 1	M8 x 1	M8 x 1	M8 x 1
<b>Technical data</b>							
Type of termination	Contacts to solder wires	Contacts to solder wires	Contacts to solder PCB	Contacts to solder PCB	Contacts to solder wires	Contacts to solder wires	Contacts to solder wires
Contacts material	Brass+Gold flash	Brass+Gold flash	Brass+Gold flash	Brass+Gold flash	Brass+Gold flash	Brass+Gold flash	Brass+Gold flash
Housing /coupling nut material	Brass+Nickel plated	Brass+Nickel plated	Brass+Nickel plated	Brass+Nickel plated	Brass+Nickel plated	Brass+Nickel plated	Brass+Nickel plated
Mobile nut material(SW)	Brass+Nickel plated (SW10)	Brass+Nickel plated (SW10)	Brass+Nickel plated (SW10)	Brass+Nickel plated (SW10)	Brass+Nickel plated (SW10)	Brass+Nickel plated (SW10)	Brass+Nickel plated (SW10)
M8 coupling nut torque	0.2 N*m	0.2 N*m	0.2 N*m	0.2 N*m	0.2 N*m	0.2 N*m	0.2 N*m
Rated voltage	30V AC/DC	30V AC/DC	30V AC/DC	30V AC/DC	30V AC/DC	30V AC/DC	30V AC/DC
Rated current	1.5A	1.5A	1.5A	1.5A	1.5A	1.5A	1.5A
O-ring material	NBR	NBR	NBR	NBR	NBR	NBR	NBR
Cable type	-	-	-	-	-	PVC	PVC
No.Conductors / Section	-	-	-	-	-	6x0.14mm <sup>2</sup>	6x0.14mm <sup>2</sup>
Conductor colours	-	-	-	-	-	Brown; White; Blue; Black; Grey; Pink	Brown; White; Blue; Black; Grey; Pink
Cable diameter	-	-	-	-	-	-	-
Wires lenght	-	-	-	-	-	0.3m	0.3m
<b>Packaging</b>							
Qty/Bag	Not defined	Not defined	Not defined	Not defined	Not defined	Not defined	Not defined
<b>Other accessories options</b>							
See accessories section							
<b>Notes:</b>							
Connectors available with different feautres: See the general features and codification scheme page							



Technical drawing		Technical drawing		Technical drawing	
					
Product description					
Connector type	Circular connector panel mount	Circular connector panel mount	Circular connector panel mount	Circular connector panel mount	Circular connector panel mount
Conforms to	IEC 61076-2-104	IEC 61076-2-104	IEC 61076-2-104	IEC 61076-2-104	IEC 61076-2-104
Construction type	M8 A -Coding	M8 A -Coding	M8 A -Coding	M8 A -Coding	M8 A -Coding
Description	Circular connector M8 series, panel mount	Circular connector M8, panel mount, with contacts suitable for solder PCB.	Circular connector M8, panel mount, with contacts suitable for solder PCB.	Circular connector M8 series, panel mount, with PVC soldered wires.	Circular connector M8 series, panel mount, with PVC soldered wires.
Part number	<b>08FP8000-M8X1</b>	<b>08FQ8000-M8X1</b>	<b>08FQ8000-M8X1</b>	<b>08FP8K0C-M8X1</b>	<b>08FP8K0C-M8X1</b>
Mounting type	Frontal side of the panel	Frontal side of the panel	Frontal side of the panel	Frontal side of the panel	Frontal side of the panel
Contacts type	Female	Female	Female	Female	Female
Number of contacts	8poles	8poles	8poles	8poles	8poles
Fixing Thread	M8 x 1	M8 x 1	M8 x 1	M8 x 1	M8 x 1
Technical data					
Type of termination	Contacts to solder wires	Contacts to solder PCB	Contacts to solder PCB	Contacts to solder wires	Contacts to solder wires
Contacts material	Brass + Gold flash	Brass + Gold flash	Brass + Gold flash	Brass + Gold flash	Brass + Gold flash
Housing /coupling nut material	Brass + Nickel plated	Brass + Nickel plated	Brass + Nickel plated	Brass + Nickel plated	Brass + Nickel plated
Mobile nut material(SW)	Brass + Nickel plated (SW10)	Brass + Nickel plated (SW10)	Brass + Nickel plated (SW10)	Brass + Nickel plated (SW10)	Brass + Nickel plated (SW10)
M8 coupling nut torque	0.2 N*m	0.2 N*m	0.2 N*m	0.2 N*m	0.2 N*m
Rated voltage	30V AC/DC	30V AC/DC	30V AC/DC	30V AC/DC	30V AC/DC
Rated current	1.5A	1.5A	1.5A	1.5A	1.5A
O-ring material	NBR	NBR	NBR	NBR	NBR
Cable type	-	-	-	PVC	PVC
No. Conductors / Section	-	-	-	8x0.14mm <sup>2</sup>	8x0.14mm <sup>2</sup>
Conductor colours	-	-	-	White;Brown;Green;Yellow;Grey;Pink;Blue;Red	White;Brown;Green;Yellow;Grey;Pink;Blue;Red
Cable diameter	-	-	-	-	-
Wires lenght	-	-	-	0.3m	0.3m
Packaging					
Qty/Bag	Not defined	Not defined	Not defined	Not defined	Not defined
Other accessories options					
See accessories section					
Notes:					
Connectors available with different features: See the general features and codification scheme page					

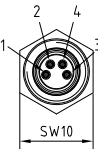
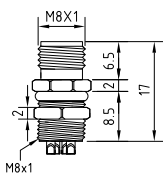
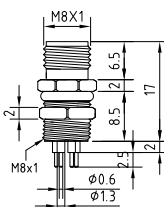
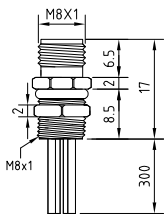
# M8 CIRCULAR CONNECTORS A-CODED

## Panel mount connectors



<b>Technical drawing</b>				
<b>Product description</b>				
Connector type	Circular connector panel mount	Circular connector panel mount	Circular connector panel mount	Circular connector panel mount
Conforms to	IEC 61076-2-104	IEC 61076-2-104	IEC 61076-2-104	IEC 61076-2-104
Construction type	M8 A -Coding	M8 A -Coding	M8 A -Coding	M8 A -Coding
Description	Circular connector M8 series,panel mount	Circular connector M8,panel mount,with contacts suitable for solder PCB.	Circular connector M8,panel mount,with contacts suitable for solder PCB.	Circular connector M8 series,panel mount, with PVC soldered wires.
Part number	<b>08MP3000-M8X1</b>	<b>08MQ3000-M8X1</b>	<b>08MQ3000-M8X1</b>	<b>08MP3A0C-M8X1</b>
Mounting type	Frontal side of the panel	Frontal side of the panel	Frontal side of the panel	Frontal side of the panel
Contacts type	Male	Male	Male	Male
Number of contacts	3poles	3poles	3poles	3poles
Fixing Thread	M8 x 1	M8 x 1	M8 x 1	M8 x 1
<b>Technical data</b>				
Type of termination	Contacts to solder wires	Contacts to solder wires	Contacts to solder wires	Contacts to solder wires
Contacts material	Brass + Gold flash	Brass + Gold flash	Brass + Gold flash	Brass + Gold flash
Housing /coupling nut material	Brass + Nickel plated	Brass + Nickel plated	Brass + Nickel plated	Brass + Nickel plated
Mobile nut material(SW)	Brass + Nickel plated (SW10)	Brass + Nickel plated (SW10)	Brass + Nickel plated (SW10)	Brass + Nickel plated (SW10)
M8 coupling nut torque	0.2 N*m	0.2 N*m	0.2 N*m	0.2 N*m
Rated voltage	50V AC/ 60V DC	50V AC/ 60V DC	50V AC/ 60V DC	50V AC/ 60V DC
Rated current	3A	3A	3A	3A
O-ring material	NBR	NBR	NBR	NBR
Cable type	-	-	-	PVC
No. Conductors / Section	-	-	-	3x0.25mm <sup>2</sup>
Conductor colours	-	-	-	Brown; Blue; Black
Cable diameter	-	-	-	-
Wires length	-	-	-	0.3m
<b>Packaging</b>				
Qty/Bag	Not defined	Not defined	Not defined	Not defined
<b>Other accessories options</b>				
See accessories section				
<b>Notes:</b>				
Connectors available with different features: See the general features and codification scheme page				



Technical drawing							
							
Product description							
Connector type	Circular connector panel mount	Circular connector panel mount	Circular connector panel mount	Circular connector panel mount	Circular connector panel mount	Circular connector panel mount	Circular connector panel mount
Conforms to	IEC 61076-2-104	IEC 61076-2-104	IEC 61076-2-104	IEC 61076-2-104	IEC 61076-2-104	IEC 61076-2-104	IEC 61076-2-104
Construction type	M8 A -Coding	M8 A -Coding	M8 A -Coding	M8 A -Coding	M8 A -Coding	M8 A -Coding	M8 A -Coding
Description	Circular connector M8 series, panel mount	Circular connector M8, panel mount, with contacts suitable for solder PCB.	Circular connector M8, panel mount, with contacts suitable for solder PCB.	Circular connector M8, panel mount, with contacts suitable for solder PCB.	Circular connector M8 series, panel mount, with PVC soldered wires.	Circular connector M8 series, panel mount, with PVC soldered wires.	Circular connector M8 series, panel mount, with PVC soldered wires.
Part number	<b>08MP4000-M8X1</b>	<b>08MQ4000-M8X1</b>	<b>08MQ4000-M8X1</b>	<b>08MQ4000-M8X1</b>	<b>08MP4A0C-M8X1</b>	<b>08MP4A0C-M8X1</b>	<b>08MP4A0C-M8X1</b>
Mounting type	Frontal side of the panel	Frontal side of the panel	Frontal side of the panel	Frontal side of the panel	Frontal side of the panel	Frontal side of the panel	Frontal side of the panel
Contacts type	Male	Male	Male	Male	Male	Male	Male
Number of contacts	4poles	4poles	4poles	4poles	4poles	4poles	4poles
Fixing Thread	M8 x 1	M8 x 1	M8 x 1	M8 x 1	M8 x 1	M8 x 1	M8 x 1
Technical data							
Type of termination	Contacts to solder wires	Contacts to solder wires	Contacts to solder wires	Contacts to solder wires	Contacts to solder wires	Contacts to solder wires	Contacts to solder wires
Contacts material	Brass + Gold flash	Brass + Gold flash	Brass + Gold flash	Brass + Gold flash	Brass + Gold flash	Brass + Gold flash	Brass + Gold flash
Housing /coupling nut material	Brass + Nickel plated	Brass + Nickel plated	Brass + Nickel plated	Brass + Nickel plated	Brass + Nickel plated	Brass + Nickel plated	Brass + Nickel plated
Mobile nut material(SW)	Brass + Nickel plated (SW10)	Brass + Nickel plated (SW10)	Brass + Nickel plated (SW10)	Brass + Nickel plated (SW10)	Brass + Nickel plated (SW10)	Brass + Nickel plated (SW10)	Brass + Nickel plated (SW10)
M8 coupling nut torque	0.2 N*m	0.2 N*m	0.2 N*m	0.2 N*m	0.2 N*m	0.2 N*m	0.2 N*m
Rated voltage	50V AC/ 60V DC	50V AC/ 60V DC	50V AC/ 60V DC	50V AC/ 60V DC	50V AC/ 60V DC	50V AC/ 60V DC	50V AC/ 60V DC
Rated current	3A	3A	3A	3A	3A	3A	3A
O-ring material	NBR	NBR	NBR	NBR	NBR	NBR	NBR
Cable type	-	-	-	-	PVC	PVC	PVC
No. Conductors / Section	-	-	-	-	4x0.25mm <sup>2</sup>	4x0.25mm <sup>2</sup>	4x0.25mm <sup>2</sup>
Conductor colours	-	-	-	-	Brown; White; Blue; Black	Brown; White; Blue; Black	Brown; White; Blue; Black
Cable diameter	-	-	-	-	-	-	-
Wires length	-	-	-	-	0.3m	0.3m	0.3m
Packaging							
Qty/Bag	Not defined	Not defined	Not defined	Not defined	Not defined	Not defined	Not defined
Other accessories options							
See accessories section							
Notes:							
Connectors available with different features: See the general features and codification scheme page							

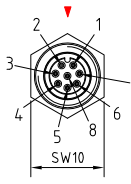
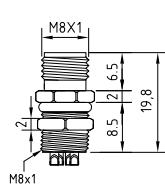
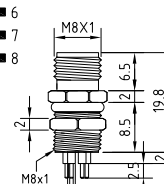
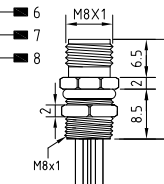
# M8 CIRCULAR CONNECTORS A-CODED

## Panel mount connectors



<b>Technical drawing</b>				
<b>Product description</b>				
Connector type	Circular connector panel mount	Circular connector panel mount	Circular connector panel mount	Circular connector panel mount
Conforms to	IEC 61076-2-104	IEC 61076-2-104	IEC 61076-2-104	IEC 61076-2-104
Construction type	M8 A -Coding	M8 A -Coding	M8 A -Coding	M8 A -Coding
Description	Circular connector M8 series,panel mount	Circular connector M8,panel mount,with contacts suitable for solder PCB.	Circular connector M8,panel mount,with contacts suitable for solder PCB.	Circular connector M8 series,panel mount, with PVC soldered wires.
Part number	<b>O8MP6000-M8X1</b>	<b>O8MQ6000-M8X1</b>	<b>O8MQ6000-M8X1</b>	<b>O8MP6K0C-M8X1</b>
Mounting type	Frontal side of the panel	Frontal side of the panel	Frontal side of the panel	Frontal side of the panel
Contacts type	Male	Male	Male	Male
Number of contacts	6poles	6poles	6poles	6poles
Fixing Thread	M8 x 1	M8 x 1	M8 x 1	M8 x 1
<b>Technical data</b>				
Type of termination	Contacts to solder wires	Contacts to solder wires	Contacts to solder wires	Contacts to solder wires
Contacts material	Brass + Gold flash	Brass + Gold flash	Brass + Gold flash	Brass + Gold flash
Housing /coupling nut material	Brass + Nickel plated	Brass + Nickel plated	Brass + Nickel plated	Brass + Nickel plated
Mobile nut material(SW)	Brass + Nickel plated (SW10)	Brass + Nickel plated (SW10)	Brass + Nickel plated (SW10)	Brass + Nickel plated (SW10)
M8 coupling nut torque	0.2 N*m	0.2 N*m	0.2 N*m	0.2 N*m
Rated voltage	30V AC/DC	30V AC/DC	30V AC/DC	30V AC/DC
Rated current	1.5A	1.5A	1.5A	1.5A
O-ring material	NBR	NBR	NBR	NBR
Cable type	-	-	-	PVC
No. Conductors / Section	-	-	-	6x0.14mm <sup>2</sup>
Conductor colours	-	-	-	Brown; White; Blue; Black; Grey; Pink
Cable diameter	-	-	-	-
Wires length	-	-	-	0.3m
<b>Packaging</b>				
Qty/Bag	Not defined	Not defined	Not defined	Not defined
<b>Other accessories options</b>				
See accessories section				
<b>Notes:</b> Connectors available with different features: See the general features and codification scheme page				



Technical drawing					
<b>Product description</b>					
Connector type	Circular connector panel mount	Circular connector panel mount	Circular connector panel mount	Circular connector panel mount	Circular connector panel mount
Conforms to	IEC 61076-2-104	IEC 61076-2-104	IEC 61076-2-104	IEC 61076-2-104	IEC 61076-2-104
Construction type	M8 A -Coding	M8 A -Coding	M8 A -Coding	M8 A -Coding	M8 A -Coding
Description	Circular connector M8 series, panel mount	Circular connector M8, panel mount, with contacts suitable for solder PCB.	Circular connector M8, panel mount, with contacts suitable for solder PCB.	Circular connector M8 series, panel mount, with PVC soldered wires.	Circular connector M8 series, panel mount, with PVC soldered wires.
Part number	<b>08MP8000-M8X1</b>	<b>08MQ8000-M8X1</b>	<b>08MQ8000-M8X1</b>	<b>08MP8K0C-M8X1</b>	<b>08MP8K0C-M8X1</b>
Mounting type	Frontal side of the panel	Frontal side of the panel	Frontal side of the panel	Frontal side of the panel	Frontal side of the panel
Contacts type	Male	Male	Male	Male	Male
Number of contacts	8poles	8poles	8poles	8poles	8poles
Fixing Thread	M8 x 1	M8 x 1	M8 x 1	M8 x 1	M8 x 1
<b>Technical data</b>					
Type of termination	Contacts to solder wires	Contacts to solder wires	Contacts to solder wires	Contacts to solder wires	Contacts to solder wires
Contacts material	Brass + Gold flash	Brass + Gold flash	Brass + Gold flash	Brass + Gold flash	Brass + Gold flash
Housing /coupling nut material	Brass + Nickel plated	Brass + Nickel plated	Brass + Nickel plated	Brass + Nickel plated	Brass + Nickel plated
Mobile nut material (SW)	Brass + Nickel plated (SW10)	Brass + Nickel plated (SW10)	Brass + Nickel plated (SW10)	Brass + Nickel plated (SW10)	Brass + Nickel plated (SW10)
M8 coupling nut torque	0.2 N*m	0.2 N*m	0.2 N*m	0.2 N*m	0.2 N*m
Rated voltage	30V AC/DC	30V AC/DC	30V AC/DC	30V AC/DC	30V AC/DC
Rated current	1.5A	1.5A	1.5A	1.5A	1.5A
O-ring material	NBR	NBR	NBR	NBR	NBR
Cable type	-	-	-	PVC	PVC
No. Conductors / Section	-	-	-	8x0.14mm <sup>2</sup>	8x0.14mm <sup>2</sup>
Conductor colours	-	-	-	White; Brown; Green; Yellow; Grey; Pink; Blue; Red	White; Brown; Green; Yellow; Grey; Pink; Blue; Red
Cable diameter	-	-	-	-	-
Wireslength	-	-	-	0.3m	0.3m
<b>Packaging</b>					
Qty/Bag	Not defined	Not defined	Not defined	Not defined	Not defined
<b>Other accessories options</b>					
See accessories section					
<b>Notes:</b>					
Connectors available with different features: See the general features and codification scheme page					

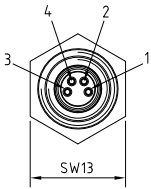
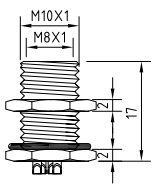
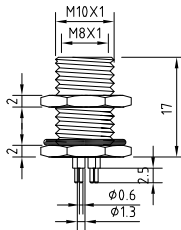
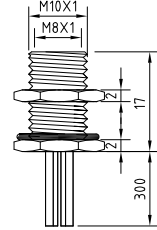
# M8 CIRCULAR CONNECTORS A-CODED

## Panel mount connectors



<b>Technical drawing</b>				
<b>Product description</b>				
Connector type	Circular connector panel mount	Circular connector panel mount	Circular connector panel mount	Circular connector panel mount
Conforms to	IEC 61076-2-104	IEC 61076-2-104	IEC 61076-2-104	IEC 61076-2-104
Construction type	M8 A -Coding	M8 A -Coding	M8 A -Coding	M8 A -Coding
Description	Circular connector M8 series, panel mount	Circular connector M8, panel mount, with contacts suitable for solder PCB.	Circular connector M8 series, panel mount, with PVC soldered wires.	Circular connector M8 series, panel mount, with PVC soldered wires.
Part number	<b>08FR3000-M10X1</b>	<b>08FS3000-M10X1</b>	<b>08FR3A0C-M10X1</b>	<b>08FR3A0C-M10X1</b>
Mounting type	Back side of the panel	Back side of the panel	Back side of the panel	Back side of the panel
Contacts type	Female	Female	Female	Female
Number of contacts	3poles	3poles	3poles	3poles
Fixing Thread	M10 x 1	M10 x 1	M10 x 1	M10 x 1
<b>Technical data</b>				
Type of termination	Contacts to solder wires	Contacts to solder PCB	Contacts to solder wires	Contacts to solder wires
Contacts material	Brass + Gold flash	Brass + Gold flash	Brass + Gold flash	Brass + Gold flash
Housing /coupling nut material	Brass + Nickel plated	Brass + Nickel plated	Brass + Nickel plated	Brass + Nickel plated
Mobile nut material(SW)	Brass + Nickel plated (SW13)	Brass + Nickel plated (SW13)	Brass + Nickel plated (SW13)	Brass + Nickel plated (SW13)
M8 coupling nut torque	0.2 N*m	0.2 N*m	0.2 N*m	0.2 N*m
Rated voltage	50V AC/ 60V DC	50V AC/ 60V DC	50V AC/ 60V DC	50V AC/ 60V DC
Rated current	3A	3A	3A	3A
O-ring material	NBR	NBR	NBR	NBR
Cable type	-	-	-	PVC
No. Conductors / Section	-	-	-	3x0.25mm <sup>2</sup>
Conductor colours	-	-	-	Brown; Blue; Black
Cable diameter	-	-	-	-
Wires length	-	-	-	0.3m
<b>Packaging</b>				
Qty/Bag	Not defined	Not defined	Not defined	Not defined
<b>Other accessories options</b>				
See accessories section				
<b>Notes:</b> Connectors available with different features: See the general features and codification scheme page				

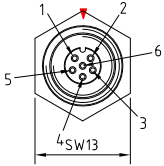
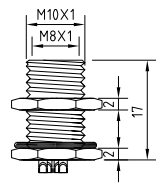
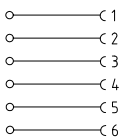
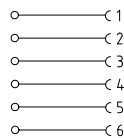
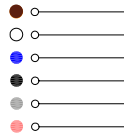
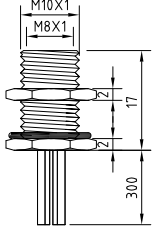


<b>Technical drawing</b>			
			
<b>Product description</b>			
Connector type	Circular connector panel mount	Circular connector panel mount	Circular connector panel mount
Conforms to	IEC 61076-2-104	IEC 61076-2-104	IEC 61076-2-104
Construction type	M8 A -Coding	M8 A -Coding	M8 A -Coding
Description	Circular connector M8 series,panel mount	Circular connector M8,panel mount,with contacts suitable for solder PCB.	Circular connector M8 series,panel mount, with PVC soldered wires.
Part number	<b>08FR4000-M10X1</b>	<b>08FS4000-M10X1</b>	<b>08FR4A0C-M10X1</b>
Mounting type	Back side of the panel	Back side of the panel	Back side of the panel
Contacts type	Female	Female	Female
Number of contacts	4poles	4poles	4poles
Fixing Thread	M10 x 1	M10 x 1	M10 x 1
<b>Technical data</b>			
Type of termination	Contacts to solder wires	Contacts to solder PCB	Contacts to solder wires
Contacts material	Brass + Gold flash	Brass + Gold flash	Brass + Gold flash
Housing /coupling nut material	Brass + Nickel plated	Brass + Nickel plated	Brass + Nickel plated
Mobile nut material(SW)	Brass + Nickel plated (SW13)	Brass + Nickel plated (SW13)	Brass + Nickel plated (SW13)
M8 coupling nut torque	0.2 N*m	0.2 N*m	0.2 N*m
Rated voltage	50V AC/ 60V DC	50V AC/ 60V DC	50V AC/ 60V DC
Rated current	3A	3A	3A
O-ring material	NBR	NBR	NBR
Cable type	-	-	PVC
No. Conductors / Section	-	-	4x0.25mm <sup>2</sup>
Conductor colours	-	-	Brown; White; Blue; Black
Cable diameter	-	-	-
Wires length	-	-	0.3m
<b>Packaging</b>			
Qty/Bag	Not defined	Not defined	Not defined
<b>Other accessories options</b>			
See accessories section			
<b>Notes:</b>			
Connectors available with different features: See the general features and codification scheme page			

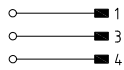


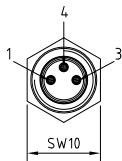
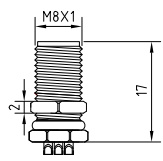
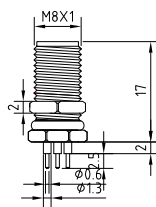
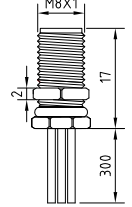
# M8 CIRCULAR CONNECTORS A-CODED

Panel mount connectors



Technical drawing			
			
			
			
Product description			
Connector type	Circular connector panel mount	Circular connector panel mount	Circular connector panel mount
Conforms to	IEC 61076-2-104	IEC 61076-2-104	IEC 61076-2-104
Construction type	M8 A -Coding	M8 A -Coding	M8 A -Coding
Description	Circular connector M8 series,panel mount	Circular connector M8,panel mount,with contacts suitable for solder PCB.	Circular connector M8 series,panel mount, with PVC soldered wires.
Part number	<b>08FR6000-M10X1</b>	<b>08FS6000-M10X1</b>	<b>08FR6K0C-M10X1</b>
Mounting type	Back side of the panel	Back side of the panel	Back side of the panel
Contacts type	Female	Female	Female
Number of contacts	6poles	6poles	6poles
Fixing Thread	M10 x 1	M10 x 1	M10 x 1
Technical data			
Type of termination	Contacts to solder wires	Contacts to solder PCB	Contacts to solder wires
Contacts material	Brass+Gold flash	Brass+Gold flash	Brass+Gold flash
Housing /coupling nut material	Brass+Nickel plated	Brass+Nickel plated	Brass+Nickel plated
Mobile nut material(SW)	Brass+Nickel plated (SW13)	Brass+Nickel plated (SW13)	Brass+Nickel plated (SW13)
M8 coupling nut torque	0.2 N*m	0.2 N*m	0.2 N*m
Rated voltage	30V AC/DC	30V AC/DC	30V AC/DC
Rated current	1.5A	1.5A	1.5A
O-ring material	NBR	NBR	NBR
Cable type	-	-	PVC
No.Conductors / Section	-	-	6x0.14mm <sup>2</sup>
Conductor colours	-	-	Brown; White; Blue; Black; Grey; Pink
Cable diameter	-	-	-
Wires length	-	-	0.3m
Packaging			
Qty/Bag	Not defined	Not defined	Not defined
Other accessories options			
See accessories section			
Notes:			
Connectors available with different feautres: See the general features and codification scheme page			



<b>Technical drawing</b>				
				
<b>Product description</b>				
Connector type	Circular connector panel mount	Circular connector panel mount	Circular connector panel mount	Circular connector panel mount
Conforms to	IEC 61076-2-104	IEC 61076-2-104	IEC 61076-2-104	IEC 61076-2-104
Construction type	M8 A -Coding	M8 A -Coding	M8 A -Coding	M8 A -Coding
Description	Circular connector M8 series, panel mount	Circular connector M8, panel mount, with contacts suitable for solder PCB.	Circular connector M8 series, panel mount, with PVC soldered wires.	
Part number	<b>08MR3000-M8X1</b>	<b>08MS3000-M8X1</b>	<b>08MR3A0C-M8X1</b>	
Mounting type	Back side of the panel	Back side of the panel	Back side of the panel	
Contacts type	Male	Male	Male	
Number of contacts	3poles	3poles	3poles	
Fixing Thread	M8 x 1	M8 x 1	M8 x 1	
<b>Technical data</b>				
Type of termination	Contacts to solder wires	Contacts to solder wires	Contacts to solder wires	
Contacts material	Brass + Gold flash	Brass + Gold flash	Brass + Gold flash	
Housing /coupling nut material	Brass + Nickel plated	Brass + Nickel plated	Brass + Nickel plated	
Mobile nut material(SW)	Brass + Nickel plated (SW10)	Brass + Nickel plated (SW10)	Brass + Nickel plated (SW10)	
M8 coupling nut torque	0.2 N*m	0.2 N*m	0.2 N*m	
Rated voltage	50V AC/ 60V DC	50V AC/ 60V DC	50V AC/ 60V DC	
Rated current	3A	3A	3A	
O-ring material	NBR	NBR	NBR	
Cable type	-	-	PVC	
No. Conductors / Section	-	-	3x0.25mm <sup>2</sup>	
Conductor colours	-	-	Brown; Blue; Black	
Cable diameter	-	-	-	
Wires length	-	-	0.3m	
<b>Packaging</b>				
Qty/Bag	Not defined	Not defined	Not defined	
<b>Other accessories options</b>				
See accessories section				
<b>Notes:</b>				
Connectors available with different features: See the general features and codification scheme page				

# M8 CIRCULAR CONNECTORS A-CODED

Panel mount connectors



Technical drawing				
<b>Product description</b>				
Connector type	Circular connector panel mount	Circular connector panel mount	Circular connector panel mount	Circular connector panel mount
Conforms to	IEC 61076-2-104	IEC 61076-2-104	IEC 61076-2-104	IEC 61076-2-104
Construction type	M8 A -Coding	M8 A -Coding	M8 A -Coding	M8 A -Coding
Description	Circular connector M8 series,panel mount	Circular connector M8,panel mount,with contacts suitable for solder PCB.	Circular connector M8 series,panel mount, with PVC soldered wires.	Circular connector M8 series,panel mount, with PVC soldered wires.
Part number	<b>08MR4000-M8X1</b>	<b>08MS4000-M8X1</b>	<b>08MR4A0C-M8X1</b>	<b>08MR4A0C-M8X1</b>
Mounting type	Back side of the panel	Back side of the panel	Back side of the panel	Back side of the panel
Contacts type	Male	Male	Male	Male
Number of contacts	4poles	4poles	4poles	4poles
Fixing Thread	M8 x 1	M8 x 1	M8 x 1	M8 x 1
<b>Technical data</b>				
Type of termination	Contacts to solder wires	Contacts to solder wires	Contacts to solder wires	Contacts to solder wires
Contacts material	Brass + Gold flash	Brass + Gold flash	Brass + Gold flash	Brass + Gold flash
Housing /coupling nut material	Brass + Nickel plated	Brass + Nickel plated	Brass + Nickel plated	Brass + Nickel plated
Mobile nut material(SW)	Brass + Nickel plated (SW10)	Brass + Nickel plated (SW10)	Brass + Nickel plated (SW10)	Brass + Nickel plated (SW10)
M8 coupling nut torque	0.2 N*m	0.2 N*m	0.2 N*m	0.2 N*m
Rated voltage	50V AC/ 60V DC	50V AC/ 60V DC	50V AC/ 60V DC	50V AC/ 60V DC
Rated current	3A	3A	3A	3A
O-ring material	NBR	NBR	NBR	NBR
Cable type	-	-	-	PVC
No. Conductors / Section	-	-	-	4x0.25mm <sup>2</sup>
Conductor colours	-	-	-	Brown; White; Blue; Black
Cable diameter	-	-	-	-
Wires lenght	-	-	-	0.3m
<b>Packaging</b>				
Qty/Bag	Not defined	Not defined	Not defined	Not defined
<b>Other accessories options</b>				
See accessories section				
<b>Notes:</b>				
Connectors available with different feautres: See the general features and codification scheme page				

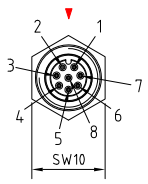
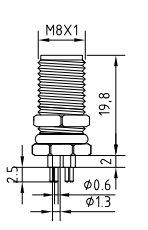
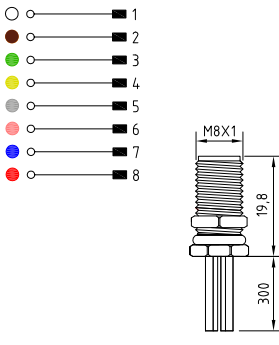


Technical drawing		Technical drawing		Technical drawing	
Product description					
Connector type	Circular connector panel mount	Circular connector panel mount	Circular connector panel mount	Circular connector panel mount	Circular connector panel mount
Conforms to	IEC 61076-2-104	IEC 61076-2-104	IEC 61076-2-104	IEC 61076-2-104	IEC 61076-2-104
Construction type	M8 A -Coding	M8 A -Coding	M8 A -Coding	M8 A -Coding	M8 A -Coding
Description	Circular connector M8 series,panel mount	Circular connector M8,panel mount,with contacts suitable for solder PCB.	Circular connector M8 series,panel mount,with PVC soldered wires.		
Part number	<b>08MR6000-M8X1</b>	<b>08MS6000-M8X1</b>	<b>08MR6K0C-M8X1</b>		
Mounting type	Back side of the panel	Back side of the panel	Back side of the panel		
Contacts type	Male	Male	Male		
Number of contacts	6poles	6poles	6poles		
Fixing Thread	M8 x 1	M8 x 1	M8 x 1		
Technical data					
Type of termination	Contacts to solder wires	Contacts to solder wires	Contacts to solder wires		
Contacts material	Brass + Gold flash	Brass + Gold flash	Brass + Gold flash		
Housing /coupling nut material	Brass + Nickel plated	Brass + Nickel plated	Brass + Nickel plated		
Mobile nut material(SW)	Brass + Nickel plated (SW10)	Brass + Nickel plated (SW10)	Brass + Nickel plated (SW10)		
M8 coupling nut torque	0.2 N*m	0.2 N*m	0.2 N*m		
Rated voltage	30V AC/DC	30V AC/DC	30V AC/DC		
Rated current	1.5A	1.5A	1.5A		
O-ring material	NBR	NBR	NBR		
Cable type	-	-	PVC		
No. Conductors / Section	-	-	6x0.14mm <sup>2</sup>		
Conductor colours	-	-	Brown; White; Blue; Black; Grey; Pink		
Cable diameter	-	-	-		
Wires lenght	-	-	0.3m		
Packaging					
Qty/Bag	Not defined	Not defined	Not defined		
Other accessories options					
See accessories section					
Notes:					
Connectors available with different features: See the general features and codification scheme page					

# M8 CIRCULAR CONNECTORS A-CODED

## Panel mount connectors



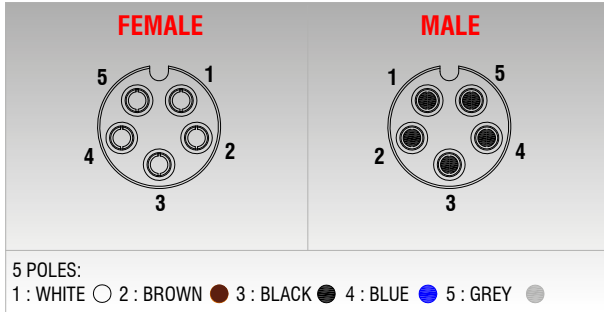
Technical drawing				
<b>Product description</b>				
Connector type	Circular connector panel mount	Circular connector panel mount	Circular connector panel mount	Circular connector panel mount
Conforms to	IEC 61076-2-104	IEC 61076-2-104	IEC 61076-2-104	IEC 61076-2-104
Construction type	M8 A -Coding	M8 A -Coding	M8 A -Coding	M8 A -Coding
Description	Circular connector M8 series,panel mount	Circular connector M8,panel mount,with contacts suitable for solder PCB.	Circular connector M8,panel mount,with contacts suitable for solder PCB.	Circular connector M8 series,panel mount, with PVC soldered wires.
Part number	<b>08MR8000-M8X1</b>	<b>08MS8000-M8X1</b>	<b>08MR8000-M8X1</b>	<b>08MR8K0C-M8X1</b>
Mounting type	Back side of the panel	Back side of the panel	Back side of the panel	Back side of the panel
Contacts type	Male	Male	Male	Male
Number of contacts	8poles	8poles	8poles	8poles
Fixing Thread	M8 x 1	M8 x 1	M8 x 1	M8 x 1
<b>Technical data</b>				
Type of termination	Contacts to solder wires	Contacts to solder wires	Contacts to solder wires	Contacts to solder wires
Contacts material	Brass+Gold flash	Brass+Gold flash	Brass+Gold flash	Brass+Gold flash
Housing /coupling nut material	Brass+Nickel plated	Brass+Nickel plated	Brass+Nickel plated	Brass+Nickel plated
Mobile nut material(SW)	Brass+Nickel plated (SW10)	Brass+Nickel plated (SW10)	Brass+Nickel plated (SW10)	Brass+Nickel plated (SW10)
M8 coupling nut torque	0.2 N*m	0.2 N*m	0.2 N*m	0.2 N*m
Rated voltage	30V AC/ DC	30V AC/ DC	30V AC/ DC	30V AC/ DC
Rated current	1.5A	1.5A	1.5A	1.5A
O-ring material	NBR	NBR	NBR	NBR
Cable type	-	-	-	PVC
No.Conductors / Section	-	-	-	8x0.14mm <sup>2</sup>
Conductor colours	-	-	-	White;Brown;Green;Yellow;Grey;Pink;Blue;Red
Cable diameter	-	-	-	-
Wires length	-	-	-	0.3m
<b>Packaging</b>				
Qty/Bag	Not defined	Not defined	Not defined	Not defined
<b>Other accessories options</b>				
See accessories section				
<b>Notes:</b>				
Connectors available with different feautres: See the general features and codification scheme page				



<b>Technical drawing</b>		
<b>Product description</b>		
Connector type	Circular connector panel mount	Circular connector panel mount
Conforms to	IEC 61076-2-104	IEC 61076-2-104
Construction type	M8 A -Coding	M8 A -Coding
Description	Adapter Female - Male M8 series circular connector,panel mount	Adapter Female - Male M8 series circular connector,panel mount
Part number	<b>08FP3-08MP-M8X1</b>	<b>08FP4-08MP-M8X1</b>
Mounting type	Frontal side of the panel	Frontal side of the panel
Contacts type	Female - Male	Female - Male
Number of contacts	3poles	4poles
Fixing Thread	M8 x 1	M8 x 1
<b>Technical data</b>		
Type of termination	Contacts to solder wires	Contacts to solder wires
Contacts material	Brass + Gold flash	Brass + Gold flash
Housing /coupling nut material		Brass + Nickel plated
Mobile nut material(SW)	Brass + Nickel plated (SW10)	Brass + Nickel plated (SW10)
M8 coupling nut torque	0.2 N*m	0.2 N*m
Rated voltage	50V AC/ 60V DC	50V AC/ 60V DC
Rated current	3A	3A
O-ring material	NBR	NBR
<b>Packaging</b>		
Qty/Bag	Not defined	Not defined
<b>Other accessories options</b>		
See accessories section		
<b>Notes:</b>		



**M9 CIRCULAR CONNECTORS**



### • GENERAL FEATURES OF MOULDED CONNECTORS:

**Conductor cross section :**  
0.14(26AWG)...0.50mm<sup>2</sup>(20AWG).

**Type of terminations :**  
To solder wires.

**Internal core material :**  
PA66.

**Protection class :**  
IP 67

**Fixing system :**  
M9 coupling nut.

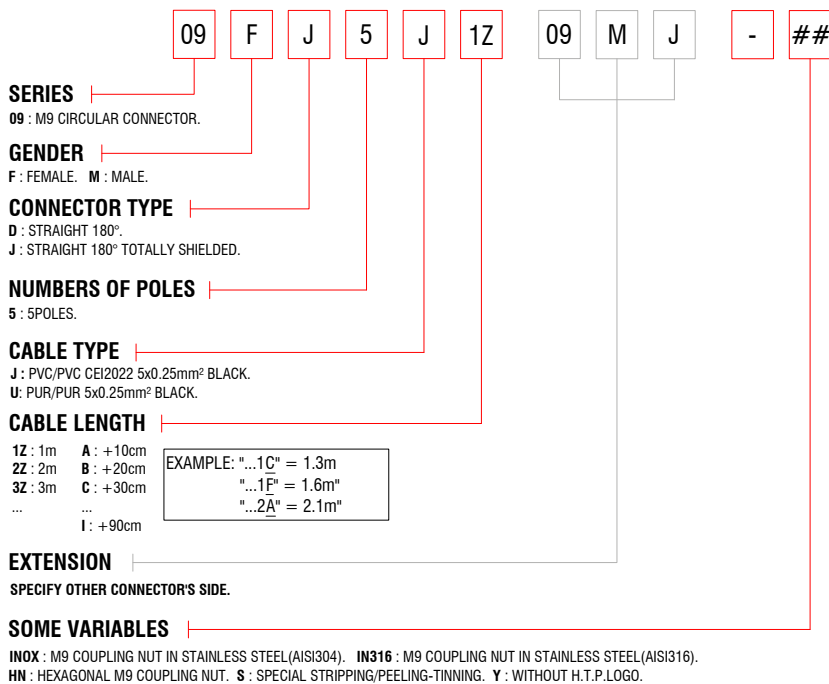
**Contact material and treatment :**  
Brass + Gold flash.

**Coupling nut material :**  
Brass+ Nickel plated.  
Stainless steel AISI304(upon request).  
Stainless steel AISI316(upon request).



**Operating temperature :**  
-25°C +90°C.

**Max. screw torque IEC60947-1**  
M9 coupling nut torque 0.2 N\*m

**Housing material :**  
Polypropylene (Black).



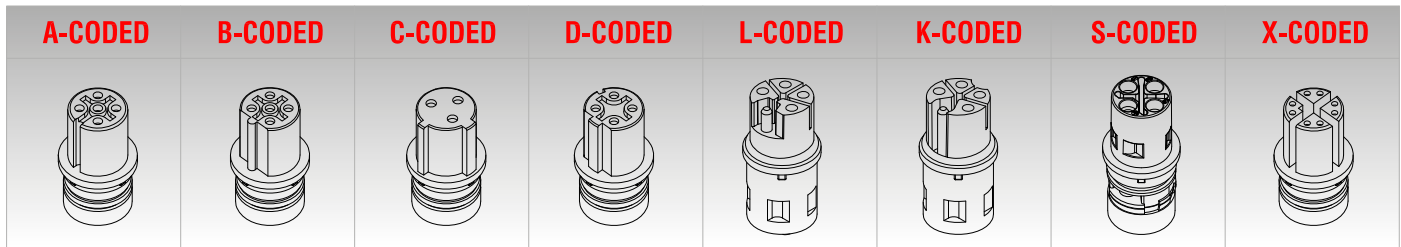
### • M9 CONNECTORS CABLE:

Code	Material	Type of cable	Colour	Section	No.core	Cable $\varnothing$ mm $\pm 0.3$	Temperature range °C
<b>J</b>	PVC/PVC	SHIELDED 	Black	0.25mm <sup>2</sup>	5	$\varnothing 5.2$ mm	-20°C / +80°C
<b>U</b>	PUR/PUR	SHIELDED 	Black	0.25mm <sup>2</sup>	5	$\varnothing 5.2$ mm	-40°C / +80°C




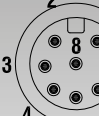

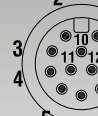


## M12 CIRCULAR CONNECTORS

• **CODING OF M12 CONNECTORS:**



• **M12 A-CODED I/O NETWORKS:**

FEMALE		MALE		FEMALE		MALE		FEMALE		MALE	
											
<b>3 POLES:</b> 1 : BROWN ● 3 : BLUE ● 4 : BLACK ●		<b>8 POLES:</b> 1 : WHITE ○ 2 : BROWN ● 3 : GREEN ● 4 : YELLOW ● 5 : GREY ● 6 : PINK ● 7 : BLUE ● 8 : RED ●		<b>12 POLES:</b> 1 : BROWN ● 2 : BLUE ● 3 : WHITE ○ 4 : GREEN ● 5 : PINK ● 6 : YELLOW ● 7 : BLACK ● 8 : GREY ●		9 : RED ● 10 : PURPLE ● 11 : PINK/GREY ● 12 : RED/BLUE ●					

**NOTE:**

All the connector coding can be used in I/O (Input/Output) networks to prevent connection mistakes using different coupling keys or to be used in many applications when the connectors get coupling with a different cables.



• **M12 A-CODED DEVICENET NETWORKS:**



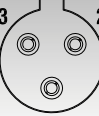
FEMALE	MALE	5 POLES:
		1 : SHIELD ● 2 : RED ● 3 : BLACK ● 4 : WHITE ○ 5 : BLUE ●

• **M12 B-CODED PROFIBUS NETWORKS:**



FEMALE	MALE	5 POLES:
		2 : GREEN ● 4 : RED ● 5 : SHIELD ● TOTALLY SHIELDED CONNECTOR 360°




• **M12 C-CODED I/O NETWORKS:**

FEMALE	MALE	3 POLES (2P+P.E.):
		1 (P.E.) : YELLOW/GREEN ● 2 : BLUE ● 3 : BROWN ●


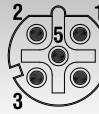

# M12 CIRCULAR CONNECTORS

Technical informations

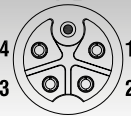

## M12 D-CODED PROFINET/ETHERCAT NETWORKS:

<b>FEMALE</b> 	<b>MALE</b> 	<b>5 POLES:</b> 1 : YELLOW ● 2 : WHITE ○ 3 : ORANGE ● 4 : BLUE ● TOTALLY SHIELDED CONNECTOR 360° ⊕	
--	--	---	---



## M12 D-CODED ETHERNET NETWORKS:

<b>FEMALE</b> 	<b>MALE</b> 	<b>5 POLES:</b> 1 : WHITE -ORANGE ○ 2 : ORANGE ● 3 : WHITE/GREEN ○ 4 : GREEN ● 5 : SHIELD ● TOTALLY SHIELDED CONNECTOR 360° ⊕	
--	--	---	---

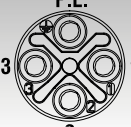
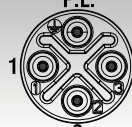
## M12 K-CODED POWER CONNECTOR :

<b>FEMALE</b> P.E. 	<b>MALE</b> P.E. 	<b>5 POLES (4P+P.E.):</b> 1 : BLACK 1 ● 2 : BLACK 2 ● 3 : BLACK 3 ● 4 : BLACK 4 ● 5 (P.E.) : YELLOW/GREEN ●	<b>5 POLES TOTALLY SHIELDED (4P+P.E.):</b> 1 : BLACK 1 ● 2 : BLACK 2 ● 3 : BLACK 3 ● 4 : BLACK 4 ● 5 (P.E.) : YELLOW/GREEN ● ⊕ TOTALLY SHIELDED CONNECTOR 360° + SHIELD CONNECTED TO P.E.
--	--	--	---

## M12 L-CODED POWER CONNECTOR :

<b>FEMALE</b> F.E. 	<b>MALE</b> F.E. 	<b>5 POLES (4P+FE):</b> 1 : BROWN ● 2 : WHITE ○ 3 : BLUE ● 4 : BLACK ● FE : GREY ●	<b>5 POLES TOTALLY SHIELDED (4P+FE):</b> 1 : BROWN ● 2 : WHITE ○ 3 : BLUE ● 4 : BLACK ● FE : GREY ● TOTALLY SHIELDED CONNECTOR 360° ⊕
--	--	---	---

## M12 S-CODED POWER CONNECTOR :

<b>FEMALE</b> P.E. 	<b>MALE</b> P.E. 	<b>4 POLES (3P+P.E.):</b> 1 : BLACK 1 ● 2 : BLACK 2 ● 3 : BLACK 3 ● 4 (P.E.) : YELLOW/GREEN ●	<b>4 POLES TOTALLY SHIELDED (3P+P.E.):</b> 1 : BLACK 1 ● 2 : BLACK 2 ● 3 : BLACK 3 ● 4 (P.E.) : YELLOW/GREEN ● ⊕ TOTALLY SHIELDED CONNECTOR 360° ⊕
--	--	---	---

## M12 X-CODED ETHERNET NETWORKS:

<b>FEMALE</b> 	<b>MALE</b> 	<b>8 POLES:</b> 1 : WHITE -ORANGE ○ 2 : ORANGE ● 3 : WHITE/GREEN ○ 4 : GREEN ● 5 : WHITE/BROWN ● 6 : BROWN ● 7 : WHITE/BLUE ● 8 : BLUE ● TOTALLY SHIELDED CONNECTOR 360° ⊕	
--	--	---	---

### GENERAL FEATURES OF FIELD ATTACHABLE CONNECTORS:

**Cable Gland :**

**Plastic Housing**

**PG7 :** ø CABLE 4-6mm.

**PG9 :** ø CABLE 6-8mm.

**PG11 :** ø CABLE 6-10mm.

**PG11 double exit:** ø5.5mm max.

**SK :** ø CABLE 4-8.6mm.

**Metal Housing :** ø CABLE 4-8mm.

**Max. screw torque IEC60947-1 :**

Contact screw torque 0.2N\*m.

M12 coupling nut torque 0.4N\*m.

ATEX coupling nut torque 0.6N\*m.

**Type of terminations :**

Screw.

Solder wires(12 poles).

**Internal core material :**

PA66 UL94-V2.

PA66 UL94-V0(ATEX approved).

**Coupling nut material :**

Brass+Nickel plated.

Stainless steel AISI304(upon request).

Stainless steel AISI316(upon request).

**Protection class :**

IP65/67 (assembled).

**Operating temperature :**

-40°C +90°C.

-25°C +85°C(metal housing).

-20°C +85°C ATEX approved.

**Conductor cross section :**

0.14(26AWG)...0.75mm<sup>2</sup>(18AWG).

**Contact material and treatment :**

Brass + Gold flash.

**Flammability resistance :**

UL94-V2 - Standard.

UL94-V0 - ATEX approved.

**Fixing system :**

M12 coupling nut.

**Housing material :**

PA66 UL94-V2.

PA66 UL94-V0 ATEX approved.

Brass+Nickel plated.

## - 12 F C 4 000 - ##

**CODING**

**NO DIGIT :** M12 A-CODING

**B :** M12 B-CODING

**D :** M12 D-CODING

**SERIES**

12 : M12 CIRCULAR CONNECTOR.

**GENDER**

**F :** FEMALE. **M :** MALE.

**HOUSING TYPE**

**C :** STRAIGHT PLASTIC HOUSING 180° - PG7 CABLE GLAND.

**B :** ANGLED PLASTIC HOUSING 90° - PG7 CABLE GLAND.

**L :** STRAIGHT PLASTIC HOUSING 180° - PG11 CABLE GLAND.

**U :** ANGLED PLASTIC HOUSING 90° - PG11 CABLE GLAND.

**1 :** STRAIGHT METAL HOUSING 180°

**NUMBERS OF POLES**

4 : 4POLES. 5 : 5POLES. 8 : 8POLES. 12 : 12POLES.

**CABLE TYPE AND LENGTH**

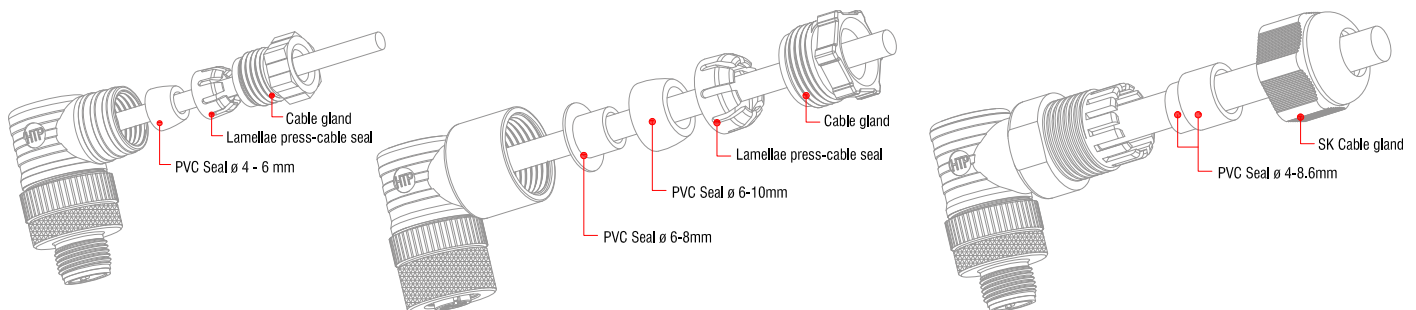
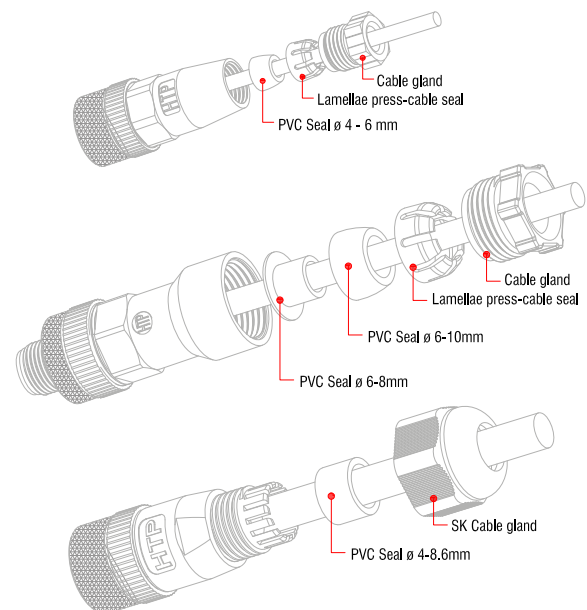
000 : WITHOUT CABLE.

**SOME VARIABLES**

**ATEX :** ATEX conform. **H :** HEXAGONAL PRESS CABLE SCREW. **HN :** HEXAGONAL M12 COUPLING NUT.

**INOX :** M12 COUPLING NUT IN STAINLESS STEEL(AISI304). **INOX316 :** M12 COUPLING NUT IN STAINLESS STEEL(AISI316).

**SK :** Cable gland SK style. **Y :** WITHOUT H.T.P.LOGO.



# M12 CIRCULAR CONNECTORS

## A-coded - Field attachable connectors



**Technical drawing**

Product description								
Connector type	Circular connector field attachable		Circular connector field attachable		Circular connector field attachable		Circular connector field attachable	
Conforms to	IEC 61076-2-101		IEC 61076-2-101		IEC 61076-2-101		IEC 61076-2-101	
Construction type	M12 A-Coded		M12 A-Coded		M12 A-Coded		M12 A-Coded	
Part number	<b>12FC4000</b>	<b>12FB4000</b>	<b>12FC5000</b>	<b>12FB5000</b>	<b>12FC8000</b>	<b>12FB8000</b>	<b>12FC12000</b>	<b>12FB12000</b>
Housing type	Straight 180°	Angled 90°	Straight 180°	Angled 90°	Straight 180°	Angled 90°	Straight 180°	Angled 90°
Cable gland	PG7 standard		PG7 standard		PG7 standard		PG7 standard	
Description	Circular connector M12 series field attachable		Circular connector M12 series field attachable		Circular connector M12 series field attachable		Circular connector M12 series field attachable	
Contacts type	Female		Female		Female		Female	
Number of contacts	4poles		5poles		8poles		12poles	
Housing colour	Black		Black		Black		Black	

Technical data				
Type of termination	Screw contacts	Screw contacts	Screw contacts	Solder contacts
Contact screw torque	0.2 N*m	0.2 N*m	0.2 N*m	-
Housing material	PA66 UL94-V2	PA66 UL94-V2	PA66 UL94-V2	PA66 UL94-V2
Contacts material	Brass + Gold flash	Brass + Gold flash	Brass + Gold flash	Brass + Gold flash
Coupling nut type	Knurl round	Knurl round	Knurl round	Knurl round
M12 coupling nut material	Brass + Nickel plated	Brass + Nickel plated	Brass + Nickel plated	Brass + Nickel plated
M12 coupling nut torque	0.4 N*m	0.4 N*m	0.4 N*m	0.4 N*m
Rated voltage	250V AC/DC	60V AC/DC	30V AC/DC	30V AC/DC
Rated current	4A	4A	2A	1.5A
Temperature range	-40°C +90°C	-40°C +90°C	-40°C +90°C	-40°C +90°C
O-ring material	NBR	NBR	NBR	NBR
Suitable cable	ø 4 - 6mm	ø 4 - 6mm	ø 4 - 6mm	ø 4 - 6mm

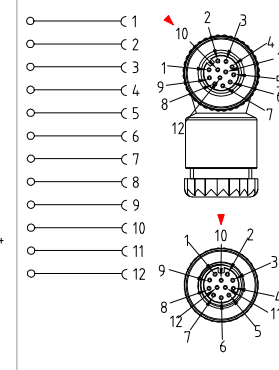
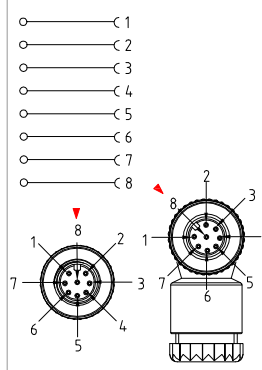
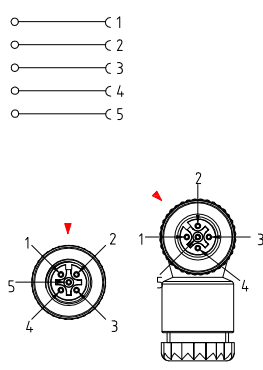
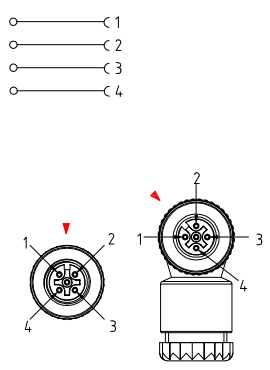
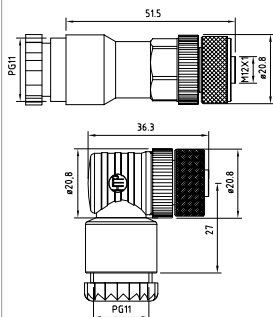
Packaging				
Qty/Bag	1 pc / bag	1 pc / bag	1 pc / bag	1 pc / bag

**Other accessories options**  
See accessories section

**Notes:**  
Connectors available with different features:  
See the general features and codification scheme page



**Technical drawing**



**Product description**

Connector type	Circular connector field attachable		Circular connector field attachable		Circular connector field attachable		Circular connector field attachable	
Conforms to	IEC 61076-2-101		IEC 61076-2-101		IEC 61076-2-101		IEC 61076-2-101	
Construction type	M12 A-Coded		M12 A-Coded		M12 A-Coded		M12 A-Coded	
Part number	<b>12FL4000</b>	<b>12FU4000</b>	<b>12FL5000</b>	<b>12FU5000</b>	<b>12FL8000</b>	<b>12FU8000</b>	<b>12FL12000</b>	<b>12FU12000</b>
Housing type	Straight 180°	Angled 90°	Straight 180°	Angled 90°	Straight 180°	Angled 90°	Straight 180°	Angled 90°
Cable gland	PG9-11 unified /Double cable exit		PG9-11 unified /Double cable exit		PG9-11 unified /Double cable exit		PG9-11 unified /Double cable exit	
Description	Circular connector M12 series field attachable		Circular connector M12 series field attachable		Circular connector M12 series field attachable		Circular connector M12 series field attachable	
Contacts type	Female		Female		Female		Female	
Number of contacts	4poles		5poles		8poles		12poles	
Housing colour	Black		Black		Black		Black	

**Technical data**

Type of termination	Screw contacts	Screw contacts	Screw contacts	Solder contacts
Contact screw torque	0.2 N*m	0.2 N*m	0.2 N*m	-
Housing material	PA66 UL94-V2	PA66 UL94-V2	PA66 UL94-V2	PA66 UL94-V2
Contacts material	Brass + Gold flash	Brass + Gold flash	Brass + Gold flash	Brass + Gold flash
Coupling nut type	Knurl round	Knurl round	Knurl round	Knurl round
M12 coupling nut material	Brass + Nickel plated	Brass + Nickel plated		
M12 coupling nut torque	0.4 N*m	0.4 N*m	0.4 N*m	0.4 N*m
Rated voltage	250V AC/DC	60V AC/DC	30V AC/DC	30V AC/DC
Rated current	4A	4A	2A	1.5A
Temperature range	-40°C +90°C	-40°C +90°C	-40°C +90°C	-40°C +90°C
O-ring material	NBR	NBR	NBR	NBR
Suitable cable	∅ cable 6-10mm Double exit ∅5mm(max.)	∅ cable 6-10mm Double exit ∅5mm(max.)	∅ cable 6-10mm Double exit ∅5mm(max.)	∅ cable 6-10mm Double exit ∅5mm(max.)

**Packaging**

Qty/Bag	1 pc / bag	1 pc / bag	1 pc / bag	1 pc / bag
---------	------------	------------	------------	------------

**Other accessories options**

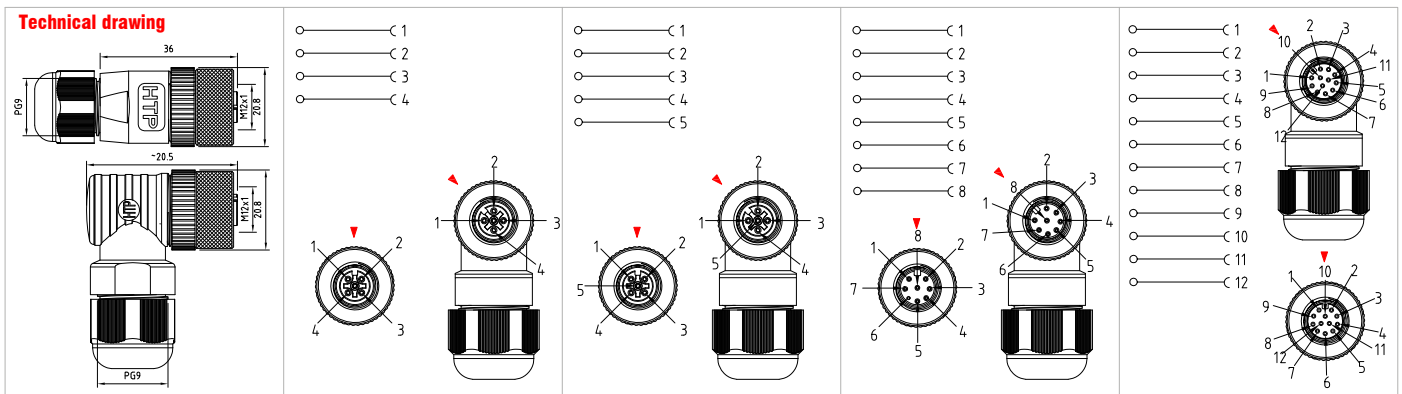
See accessories section

**Notes:**

Connectors available with different features:  
See the general features and codification scheme page

# M12 CIRCULAR CONNECTORS

## A-coded - Field attachable connectors



Product description									
Connector type	Circular connector field attachable		Circular connector field attachable		Circular connector field attachable		Circular connector field attachable		
Conforms to	IEC 61076-2-101		IEC 61076-2-101		IEC 61076-2-101		IEC 61076-2-101		
Construction type	M12 A-Coded		M12 A-Coded		M12 A-Coded		M12 A-Coded		
Part number	<b>12FC4000-SK</b>	<b>12FB4000-SK</b>	<b>12FC5000-SK</b>	<b>12FB5000-SK</b>	<b>12FC8000-SK</b>	<b>12FB8000-SK</b>	<b>12FC12000-SK</b>	<b>12FB12000-SK</b>	
Housing type	Straight 180°	Angled 90°	Straight 180°	Angled 90°	Straight 180°	Angled 90°	Straight 180°	Angled 90°	
Cable gland	PG9 SK model		PG9 SK model		PG9 SK model		PG9 SK model		
Description	Circular connector M12 series field attachable		Circular connector M12 series field attachable		Circular connector M12 series field attachable		Circular connector M12 series field attachable		
Contacts type	Female		Female		Female		Female		
Number of contacts	4poles		5poles		8poles		12poles		
Housing colour	Black		Black		Black		Black		

Technical data									
Type of termination	Screw contacts		Screw contacts		Screw contacts		Solder contacts		
Contact screw torque	0.2 N*m		0.2 N*m		0.2 N*m		-		
Housing material	PA66 UL94-V2		PA66 UL94-V2		PA66 UL94-V2		PA66 UL94-V2		
Contacts material	Brass + Gold flash		Brass + Gold flash		Brass + Gold flash		Brass + Gold flash		
Coupling nut type	Knurl round		Knurl round		Knurl round		Knurl round		
M8 coupling nut material	Brass + Nickel plated		Brass + Nickel plated		Brass + Nickel plated		Brass + Nickel plated		
M8 coupling nut torque	0.4 N*m		0.4 N*m		0.4 N*m		0.4 N*m		
Rated voltage	250V AC/DC		60V AC/DC		30V AC/DC		30V AC/DC		
Rated current	4A		4A		2A		1.5A		
Temperature range	-40°C +90°C		-40°C +90°C		-40°C +90°C		-40°C +90°C		
O-ring material	NBR		NBR		NBR		NBR		
Suitable cable	ø 4 - 8.6mm		ø 4 - 8.6mm		ø 4 - 8.6mm		ø 4 - 8.6mm		

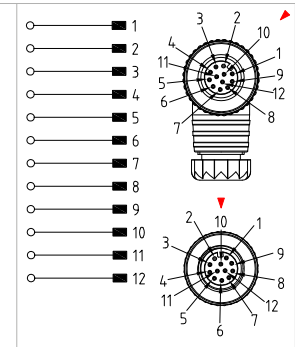
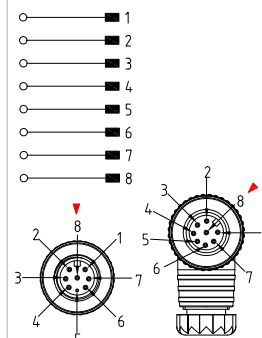
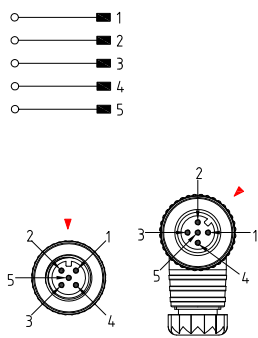
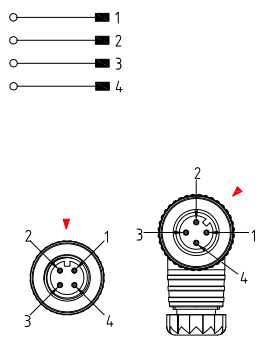
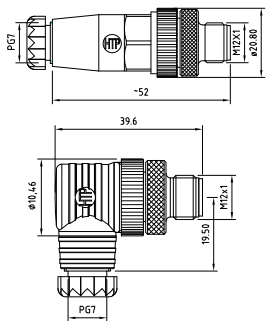
Packaging									
Qty/Bag	1 pc / bag		1 pc / bag		1 pc / bag		1 pc / bag		

**Other accessories options**  
See accessories section

**Notes:**  
Connectors available with different features:  
See the general features and codification scheme page



**Technical drawing**



**Product description**

Connector type	Circular connector field attachable		Circular connector field attachable		Circular connector field attachable		Circular connector field attachable	
Conforms to	IEC 61076-2-101		IEC 61076-2-101		IEC 61076-2-101		IEC 61076-2-101	
Construction type	M12 A-Coded		M12 A-Coded		M12 A-Coded		M12 A-Coded	
Part number	<b>12MC4000</b>	<b>12MB4000</b>	<b>12MC5000</b>	<b>12MB5000</b>	<b>12MC8000</b>	<b>12MB8000</b>	<b>12MC12000</b>	<b>12MB12000</b>
Housing type	Straight 180°	Angled 90°	Straight 180°	Angled 90°	Straight 180°	Angled 90°	Straight 180°	Angled 90°
Cable gland	PG7 standard		PG7 standard		PG7 standard		PG7 standard	
Description	Circular connector M12 series field attachable		Circular connector M12 series field attachable		Circular connector M12 series field attachable		Circular connector M12 series field attachable	
Contacts type	Male		Male		Male		Male	
Number of contacts	4poles		5poles		8poles		12poles	
Housing colour	Black		Black		Black		Black	

**Technical data**

Type of termination	Screw contacts	Screw contacts	Screw contacts	Solder contacts
Contact screw torque	0.2 N*m	0.2 N*m	0.2 N*m	-
Housing material	PA66 UL94-V2	PA66 UL94-V2	PA66 UL94-V2	PA66 UL94-V2
Contacts material	Brass + Gold flash	Brass + Gold flash	Brass + Gold flash	Brass + Gold flash
Coupling nut type	Knurl round	Knurl round	Knurl round	Knurl round
M12 coupling nut material	Brass + Nickel plated	Brass + Nickel plated	Brass + Nickel plated	Brass + Nickel plated
M12 coupling nut torque	0.4 N*m	0.4 N*m	0.4 N*m	0.4 N*m
Rated voltage	250V AC/DC	60V AC/DC	30V AC/DC	30V AC/DC
Rated current	4A	4A	2A	1.5A
Temperature range	-40°C + 90°C	-40°C + 90°C	-40°C + 90°C	-40°C + 90°C
O-ring material	NBR	NBR	NBR	NBR
Suitable cable	ø 4 - 6mm	ø 4 - 6mm	ø 4 - 6mm	ø 4 - 6mm

**Packaging**

Qty/Bag	1 pc / bag	1 pc / bag	1 pc / bag	1 pc / bag
---------	------------	------------	------------	------------

**Other accessories options**

See accessories section

**Notes:**

Connectors available with different features:  
See the general features and codification scheme page

# M12 CIRCULAR CONNECTORS

## A-coded - Field attachable connectors



**Technical drawing**

Product description				
Connector type	Circular connector field attachable		Circular connector field attachable	
Conforms to	IEC 61076-2-101		IEC 61076-2-101	
Construction type	M12 A-Coded		M12 A-Coded	
Part number	<b>12ML4000</b>	<b>12MU4000</b>	<b>12ML5000</b>	<b>12MU5000</b>
Housing type	Straight 180°	Angled 90°	Straight 180°	Angled 90°
Cable gland	PG9-11 unified /Double cable exit		PG9-11 unified /Double cable exit	
Description	Circular connector M12 series field attachable		Circular connector M12 series field attachable	
Contacts type	Male		Male	
Number of contacts	4poles		5poles	
Housing colour	Black		Black	

Technical data				
Type of termination	Screw contacts		Solder contacts	
Contact screw torque	0.2 N*m		-	
Housing material	PA66 UL94-V2		PA66 UL94-V2	
Contacts material	Brass + Gold flash		Brass + Gold flash	
Coupling nut type	Knurl round		Knurl round	
M8 coupling nut material	Brass + Nickel plated		Brass + Nickel plated	
M8 coupling nut torque	0.4 N*m		0.4 N*m	
Rated voltage	250V AC/DC		60V AC/DC	
Rated current	4A		2A	
Temperature range	-40°C +90°C		-40°C +90°C	
O-ring material	NBR		NBR	
Suitable cable	ø cable 6-10mm Double exit ø5mm(max.)		ø cable 6-10mm Double exit ø5mm(max.)	

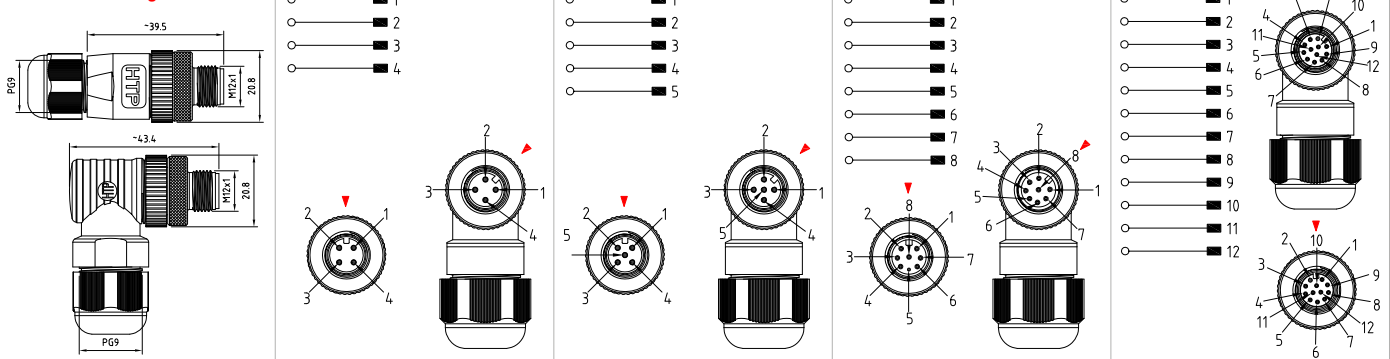
Packaging				
Qty/Bag	1 pc / bag		1 pc / bag	

**Other accessories options**  
See accessories section

**Notes:**  
Connectors available with different features:  
See the general features and codification scheme page



### Technical drawing



### Product description

Connector type	Circular connector field attachable		Circular connector field attachable		Circular connector field attachable		Circular connector field attachable	
Conforms to	IEC 61076-2-101		IEC 61076-2-101		IEC 61076-2-101		IEC 61076-2-101	
Construction type	M12 A-Coded		M12 A-Coded		M12 A-Coded		M12 A-Coded	
Part number	<b>12MC4000-SK</b>	<b>12MB4000-SK</b>	<b>12MC5000-SK</b>	<b>12MB5000-SK</b>	<b>12MC8000-SK</b>	<b>12MB8000-SK</b>	<b>12MC12000-SK</b>	<b>12MB12000-SK</b>
Housing type	Straight 180°	Angled 90°	Straight 180°	Angled 90°	Straight 180°	Angled 90°	Straight 180°	Angled 90°
Cable gland	PG9 SK model		PG9 SK model		PG9 SK model		PG9 SK model	
Description	Circular connector M12 series field attachable		Circular connector M12 series field attachable		Circular connector M12 series field attachable		Circular connector M12 series field attachable	
Contacts type	Male		Male		Male		Male	
Number of contacts	4poles		5poles		8poles		12poles	
Housing colour	Black		Black		Black		Black	

### Technical data

Type of termination	Screw contacts	Screw contacts	Screw contacts	Solder contacts
Contact screw torque	0.2 N*m	0.2 N*m	0.2 N*m	-
Housing material	PA66 UL94-V2	PA66 UL94-V2	PA66 UL94-V2	PA66 UL94-V2
Contacts material	Brass + Gold flash	Brass + Gold flash	Brass + Gold flash	Brass + Gold flash
Coupling nut type	Knurl round	Knurl round	Knurl round	Knurl round
M12 coupling nut material	Brass + Nickel plated	Brass + Nickel plated	Brass + Nickel plated	Brass + Nickel plated
M12 coupling nut torque	0.4 N*m	0.4 N*m	0.4 N*m	0.4 N*m
Rated voltage	250V AC/DC	60V AC/DC	30V AC/DC	30V AC/DC
Rated current	4A	4A	2A	1.5A
Temperature range	-40°C +90°C	-40°C +90°C	-40°C +90°C	-40°C +90°C
O-ring material	NBR	NBR	NBR	NBR
Suitable cable	ø 4 - 8.6mm	ø 4 - 8.6mm	ø 4 - 8.6mm	ø 4 - 8.6mm

### Packaging

Qty/Bag	1 pc / bag	1 pc / bag	1 pc / bag	1 pc / bag
---------	------------	------------	------------	------------

### Other accessories options

See accessories section

### Notes:

Connectors available with different features:  
See the general features and codification scheme page

# M12 CIRCULAR CONNECTORS

## A-coded - Field attachable connectors



**Technical drawing**

Product description										
Connector type	Circular connector field attachable		Circular connector field attachable		Circular connector field attachable		Circular connector field attachable		Circular connector field attachable	
Conforms to	IEC 61076-2-101		IEC 61076-2-101		IEC 61076-2-101		IEC 61076-2-101		IEC 61076-2-101	
Construction type	M12 A-Coded		M12 A-Coded		M12 A-Coded		M12 A-Coded		M12 A-Coded	
Part number	<b>12F14000</b>	<b>12M14000</b>	<b>12F15000</b>	<b>12M15000</b>	<b>12F18000</b>	<b>12M18000</b>	<b>12F112000</b>	<b>12M112000</b>		
Housing type	Straight 180°		Straight 180°		Straight 180°		Straight 180°			
Cable gland	PG9 standard		PG9 standard		PG9 standard		PG9 standard			
Description	Circular connector M12 series field attachable TOTALLY SHIELDED		Circular connector M12 series field attachable TOTALLY SHIELDED		Circular connector M12 series field attachable TOTALLY SHIELDED		Circular connector M12 series field attachable TOTALLY SHIELDED			
Contacts type	Female	Male	Female	Male	Female	Male	Female	Male		
Number of contacts	4poles		5poles		8poles		12poles			
Housing colour	Black		Black		Black		Black			

Technical data										
Type of termination	Screw contacts		Screw contacts		Screw contacts		Solder contacts			
Contact screw torque	0.2 N*m		0.2 N*m		0.2 N*m		-			
Housing material	Brass + Nickel plated		Brass + Nickel plated		Brass + Nickel plated		Brass + Nickel plated			
Contacts material	Brass + Gold flash		Brass + Gold flash		Brass + Gold flash		Brass + Gold flash			
Coupling nut type	Knurl round		Knurl round		Knurl round		Knurl round			
M8 coupling nut material	Brass + Nickel plated		Brass + Nickel plated		Brass + Nickel plated		Brass + Nickel plated			
M8 coupling nut torque	0.4 N*m		0.4 N*m		0.4 N*m		0.4 N*m			
Rated voltage	250V AC/DC		60V AC/DC		30V AC/DC		30V AC/DC			
Rated current	4A		4A		2A		1.5A			
Temperature range	-25°C +85°C		-25°C +85°C		-25°C +85°C		-25°C +85°C			
O-ring material	NBR		NBR		NBR		NBR			
Suitable cable	ø 4 - 8mm		ø 4 - 8mm		ø 4 - 8mm		ø 4 - 8mm			

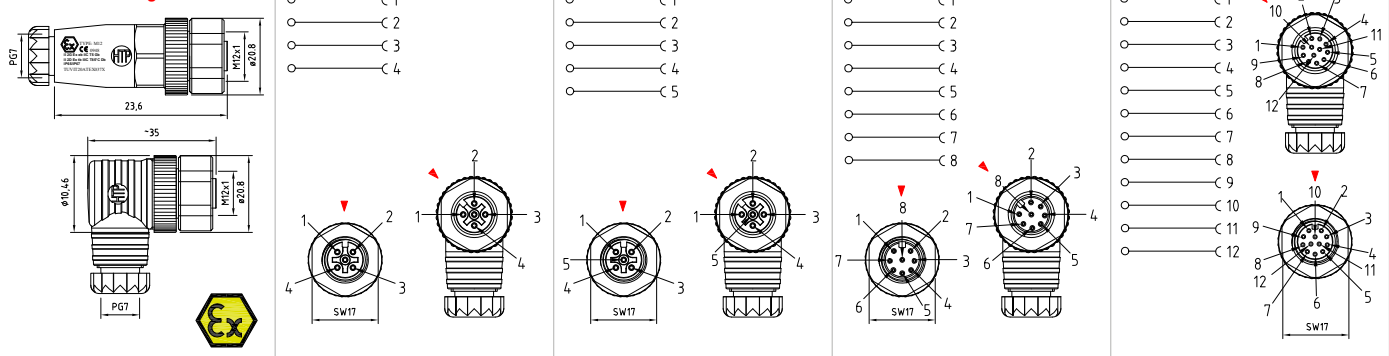
Packaging										
Qty/Bag	1 pc / bag		1 pc / bag		1 pc / bag		1 pc / bag			

**Other accessories options**  
See accessories section

**Notes:**  
Connectors available with different features:  
See the general features and codification scheme page



**Technical drawing**



**Product description**

Connector type	Circular connector field attachable		Circular connector field attachable		Circular connector field attachable		Circular connector field attachable	
Conforms to	IEC 61076-2-101		IEC 61076-2-101		IEC 61076-2-101		IEC 61076-2-101	
Construction type	M12 A-Coded		M12 A-Coded		M12 A-Coded		M12 A-Coded	
Part number	<b>12FC4000-ATEX</b>	<b>12FB4000-ATEX</b>	<b>12FC5000-ATEX</b>	<b>12FB5000-ATEX</b>	<b>12FC8000-ATEX</b>	<b>12FB8000-ATEX</b>	<b>12FC12000-ATEX</b>	<b>12FB12000-ATEX</b>
Housing type	Straight 180°	Angled 90°	Straight 180°	Angled 90°	Straight 180°	Angled 90°	Straight 180°	Angled 90°
Cable gland	PG7 standard		PG7 standard		PG7 standard		PG7 standard	
Description	Circular connector M12 series field attachable,ATEX conform.		Circular connector M12 series field attachable,ATEX conform.		Circular connector M12 series field attachable,ATEX conform.		Circular connector M12 series field attachable,ATEX conform.	
Contacts type	Female		Female		Female		Female	
Number of contacts	4poles		5poles		8poles		12poles	
Housing colour	Black		Black		Black		Black	

**Technical data**

Type of termination	Screw contacts	Screw contacts	Screw contacts	Solder contacts
Contact screw torque	0.2 N*m	0.2 N*m	0.2 N*m	-
Housing material	PA66 UL94-V0	PA66 UL94-V0	PA66 UL94-V0	PA66 UL94-V0
Contacts material	Brass+Gold flash	Brass+Gold flash	Brass+Gold flash	Brass+Gold flash
Coupling nut type	Hexagonal (SW17)	Hexagonal (SW17)	Hexagonal (SW17)	Hexagonal (SW17)
M12 coupling nut material	Brass+Nickel plated	Brass+Nickel plated	Brass+Nickel plated	Brass+Nickel plated
M12 coupling nut torque	0.6 N*m	0.6 N*m	0.6 N*m	0.6 N*m
Rated voltage	250V AC/DC	125V AC/DC	60V AC/DC	30V AC/DC
Rated current	4A	4A	2A	1A
Temperature range	-20°C + 85°C	-20°C + 85°C	-20°C + 85°C	-20°C + 85°C
O-ring material	NBR	NBR	NBR	NBR
Suitable cable	ø 4 - 6mm	ø 4 - 6mm	ø 4 - 6mm	ø 4 - 6mm

**Packaging**

Qty/Bag	1 pc / bag	1 pc / bag	1 pc / bag	1 pc / bag
---------	------------	------------	------------	------------

**Other accessories options**

See accessories section

**Notes:**

Connectors available with different features:  
See the general features and codification scheme page

# M12 CIRCULAR CONNECTORS

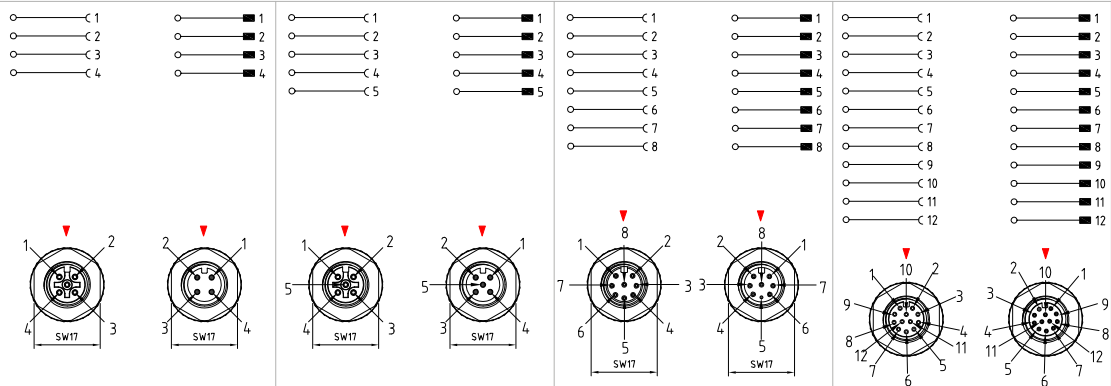
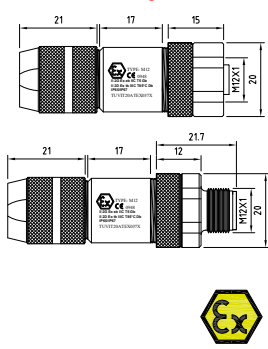
## A-coded - Field attachable connectors



Technical drawing		1 2 3 4		1 2 3 4 5		1 2 3 4 5 6 7 8		1 2 3 4 5 6 7 8 9 10 11 12	
<b>Product description</b>									
Connector type	Circular connector field attachable		Circular connector field attachable		Circular connector field attachable		Circular connector field attachable		
Conforms to	IEC 61076-2-101		IEC 61076-2-101		IEC 61076-2-101		IEC 61076-2-101		
Construction type	M12 A-Coded		M12 A-Coded		M12 A-Coded		M12 A-Coded		
Part number	<b>12MC4000-ATEX</b>	<b>12MB4000-ATEX</b>	<b>12MC5000-ATEX</b>	<b>12MB5000-ATEX</b>	<b>12MC8000-ATEX</b>	<b>12MB8000-ATEX</b>	<b>12MC12000-ATEX</b>	<b>12MB12000-ATEX</b>	
Housing type	Straight 180°	Angled 90°	Straight 180°	Angled 90°	Straight 180°	Angled 90°	Straight 180°	Angled 90°	
Cable gland	PG7 standard		PG7 standard		PG7 standard		PG7 standard		
Description	Circular connector M12 series field attachable,ATEX conform.		Circular connector M12 series field attachable,ATEX conform.		Circular connector M12 series field attachable,ATEX conform.		Circular connector M12 series field attachable,ATEX conform.		
Contacts type	Male		Male		Male		Male		
Number of contacts	4poles		5poles		8poles		12poles		
Housing colour	Black		Black		Black		Black		
<b>Technical data</b>									
Type of termination	Screw contacts		Screw contacts		Screw contacts		Solder contacts		
Contact screw torque	0.2 N*m		0.2 N*m		0.2 N*m		-		
Housing material	PA66 UL94-V0		PA66 UL94-V0		PA66 UL94-V0		PA66 UL94-V0		
Contacts material	Brass + Gold flash		Brass + Gold flash		Brass + Gold flash		Brass + Gold flash		
Coupling nut type	Hexagonal (SW17)		Hexagonal (SW17)		Hexagonal (SW17)		Hexagonal (SW17)		
M12 coupling nut material	Brass + Nickel plated		Brass + Nickel plated		Brass + Nickel plated		Brass + Nickel plated		
M12 coupling nut torque	0.6 N*m		0.6 N*m		0.6 N*m		0.6 N*m		
Rated voltage	250V AC/DC		125V AC/DC		60V AC/DC		30V AC/DC		
Rated current	4A		4A		2A		1A		
Temperature range	-20°C +85°C		-20°C +85°C		-20°C +85°C		-20°C +85°C		
O-ring material	NBR		NBR		NBR		NBR		
Suitable cable	ø 4 - 6mm		ø 4 - 6mm		ø 4 - 6mm		ø 4 - 6mm		
<b>Packaging</b>									
Qty/Bag	1 pc / bag		1 pc / bag		1 pc / bag		1 pc / bag		
<b>Other accessories options</b>									
See accessories section									
<b>Note:</b>									
Connectors available with different features: See the general features and codification scheme page									



**Technical drawing**



**Product description**

Connector type	Circular connector field attachable		Circular connector field attachable		Circular connector field attachable		Circular connector field attachable	
Conforms to	IEC 61076-2-101		IEC 61076-2-101		IEC 61076-2-101		IEC 61076-2-101	
Construction type	M12 A-Coded		M12 A-Coded		M12 A-Coded		M12 A-Coded	
Part number	<b>12F14000-ATEX</b>	<b>12M14000-ATEX</b>	<b>12F15000-ATEX</b>	<b>12M15000-ATEX</b>	<b>12F18000-ATEX</b>	<b>12M18000-ATEX</b>	<b>12F12000-ATEX</b>	<b>12M12000-ATEX</b>
Housing type	Straight 180°		Straight 180°		Straight 180°		Straight 180°	
Cable gland	PG9 standard		PG9 standard		PG9 standard		PG9 standard	
Description	Circular connector M12 series field attachable TOTALLY SHIELDED, ATEX conform.		Circular connector M12 series field attachable TOTALLY SHIELDED, ATEX conform.		Circular connector M12 series field attachable TOTALLY SHIELDED, ATEX conform.		Circular connector M12 series field attachable TOTALLY SHIELDED, ATEX conform.	
Contacts type	Female	Male	Female	Male	Female	Male	Female	Male
Number of contacts	4poles		5poles		8poles		12poles	
Housing colour	Metal		Metal		Metal		Metal	

**Technical data**

Type of termination	Screw contacts	Screw contacts	Screw contacts	Solder contacts
Contact screw torque	0.2 N*m	0.2 N*m	0.2 N*m	-
Housing material	Brass + Nickel plated	Brass + Nickel plated	Brass + Nickel plated	Brass + Nickel plated
Contacts material	Brass + Gold flash	Brass + Gold flash	Brass + Gold flash	Brass + Gold flash
Coupling nut type	Hexagonal (SW17)	Hexagonal (SW17)	Hexagonal (SW17)	Hexagonal (SW17)
M12 coupling nut material	Brass + Nickel plated	Brass + Nickel plated	Brass + Nickel plated	Brass + Nickel plated
M12 coupling nut torque	0.6 N*m	0.6 N*m	0.6 N*m	0.6 N*m
Rated voltage	250V AC/DC	125V AC/DC	60V AC/DC	30V AC/DC
Rated current	4A	4A	2A	1A
Temperature range	-20°C + 85°C	-20°C + 85°C	-20°C + 85°C	-20°C + 85°C
O-ring material	NBR	NBR	NBR	NBR
Suitable cable	ø 4 - 8mm	ø 4 - 8mm	ø 4 - 8mm	ø 4 - 8mm

**Packaging**

Qty/Bag	1 pc / bag	1 pc / bag	1 pc / bag	1 pc / bag
---------	------------	------------	------------	------------

**Other accessories options**

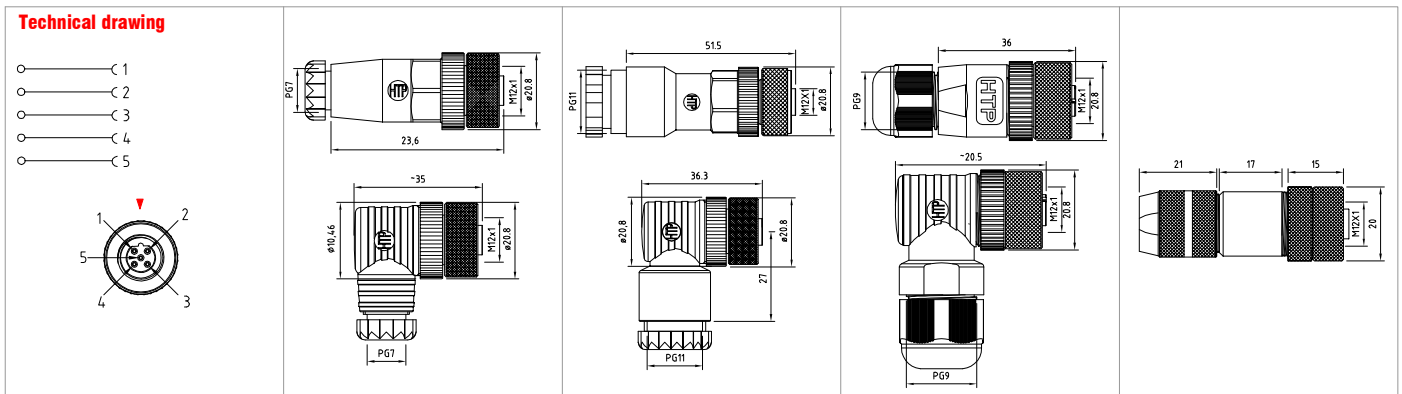
See accessories section

**Notes:**

Connectors available with different features:  
See the general features and codification scheme page

# M12 CIRCULAR CONNECTORS

## B-coded - Field attachable connectors



Product description					
Connector type	Circular connector field attachable		Circular connector field attachable		Circular connector field attachable
Conforms to	IEC 61076-2-101		IEC 61076-2-101		IEC 61076-2-101
Construction type	M12 B-Coded		M12 B-Coded		M12 B-Coded
Part number	<b>B-12FC5000</b>	<b>B-12FB5000</b>	<b>B-12FL5000</b>	<b>B-12FU5000</b>	<b>B-12FC5000-SK</b> <b>B-12FB5000-SK</b> <b>B-12F15000</b>
Housing type	Straight 180°	Angled 90°	Straight 180°	Angled 90°	Straight 180°
Cable gland	PG7 standard		PG9-11 unified /Double cable exit		SK model
Description	Circular connector M12 series B-coded,field attachable		Circular connector M12 series B-coded,field attachable		Circular connector M12 series B-coded,field attachable
Contacts type	Female		Female		Female
Number of contacts	5poles		5poles		5poles
Housing colour	Black		Black		Metal

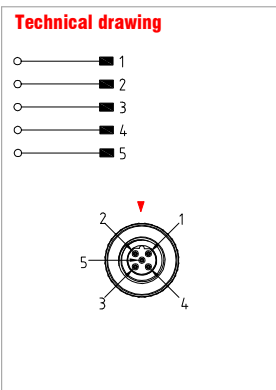
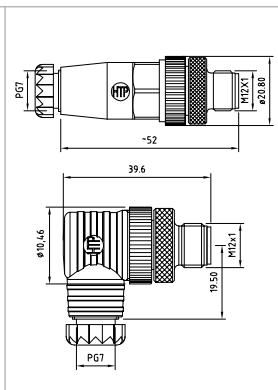
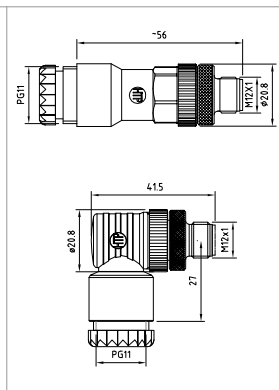
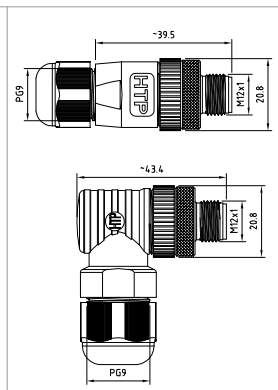
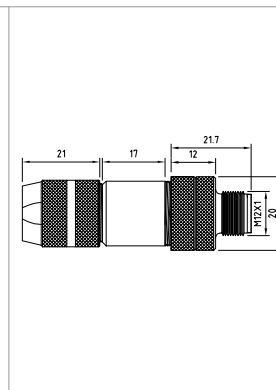
Technical data					
Type of termination	Screw contacts		Screw contacts		Screw contacts
Contact screw torque	0.2 N*m		0.2 N*m		0.2 N*m
Housing material	PA66 UL94-V2		PA66 UL94-V2		PA66 UL94-V2
Contacts material	Brass + Gold flash		Brass + Gold flash		Brass + Gold flash
Coupling nut type	Knurl round		Knurl round		Knurl round
M12 coupling nut material	Brass + Nickel plated		Brass + Nickel plated		Brass + Nickel plated
M12 coupling nut torque	0.4 N*m		0.4 N*m		0.4 N*m
Rated voltage	60V AC/DC		60V AC/DC		60V AC/DC
Rated current	4A		4A		4A
Temperature range	-40°C + 90°C		-40°C + 90°C		-40°C + 90°C
O-ring material	NBR		NBR		NBR
Suitable cable	ø 4 - 6mm		ø cable 6-10mm Double exit ø5mm(max.)		ø 4 - 8.6mm

Packaging					
Qty/Bag	1 pc / bag		1 pc / bag		1 pc / bag

**Other accessories options**  
See accessories section

**Notes:**  
Connectors available with different features:  
See the general features and codification scheme page  
See the cables list section



Technical drawing	Technical drawing	Technical drawing	Technical drawing	Technical drawing
				

Product description	Product description	Product description	Product description	Product description
Connector type	Circular connector field attachable	Circular connector field attachable	Circular connector field attachable	Circular connector field attachable
Conforms to	IEC 61076-2-101	IEC 61076-2-101	IEC 61076-2-101	IEC 61076-2-101
Construction type	M12 B-Coded	M12 B-Coded	M12 B-Coded	M12 B-Coded
Part number	<b>B-12MC5000</b> <b>B-12MB5000</b>	<b>B-12ML5000</b> <b>B-12MU5000</b>	<b>B-12MC5000-SK</b> <b>B-12MB5000-SK</b>	<b>B-12M15000</b>
Housing type	Straight 180°   Angled 90°	Straight 180°   Angled 90°	Straight 180°   Angled 90°	Straight 180°
Cable gland	PG7 standard	PG9-11 unified /Double cable exit	SK model	PG9 standard
Description	Circular connector M12 series B-coded, field attachable	Circular connector M12 series B-coded, field attachable	Circular connector M12 series B-coded, field attachable	Circular connector M12 series B-coded, field attachable
Contacts type	Male	Male	Male	Male
Number of contacts	5poles	5poles	5poles	5poles
Housing colour	Black	Black	Black	Metal

Technical data	Technical data	Technical data	Technical data	Technical data
Type of termination	Screw contacts	Screw contacts	Screw contacts	Screw contacts
Contact screw torque	0.2 N*m	0.2 N*m	0.2 N*m	0.2 N*m
Housing material	PA66 UL94-V2	PA66 UL94-V2	PA66 UL94-V2	Brass + Nickel plated
Contacts material	Brass + Gold flash	Brass + Gold flash	Brass + Gold flash	Brass + Gold flash
Coupling nut type	Knurl round	Knurl round	Knurl round	Knurl round
M12 coupling nut material	Brass + Nickel plated	Brass + Nickel plated	Brass + Nickel plated	Brass + Nickel plated
M12 coupling nut torque	0.4 N*m	0.4 N*m	0.4 N*m	0.4 N*m
Rated voltage	60V AC/DC	60V AC/DC	60V AC/DC	60V AC/DC
Rated current	4A	4A	4A	4A
Temperature range	-40°C + 90°C	-40°C + 90°C	-40°C + 90°C	-25°C + 85°C
O-ring material	NBR	NBR	NBR	NBR
Suitable cable	ø 4 - 6mm	ø cable 4-8mm ø cable 6-10mm Double exit ø5mm(max.)	ø 4 - 8.6mm	ø 4 - 8mm

Packaging	Packaging	Packaging	Packaging	Packaging
Qty/Bag	1 pc / bag	1 pc / bag	1 pc / bag	1 pc / bag

Other accessories options
See accessories section

Notes:
Connectors available with different features: See the general features and codification scheme page See the cables list section

# M12 CIRCULAR CONNECTORS

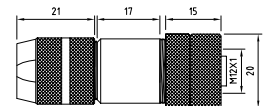
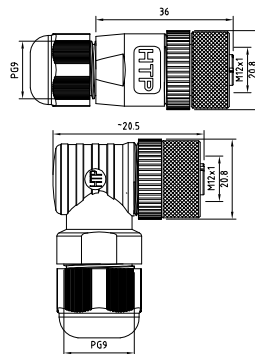
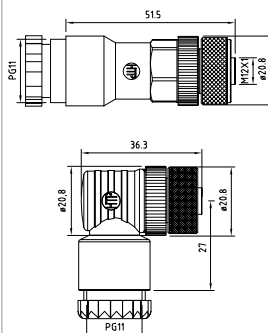
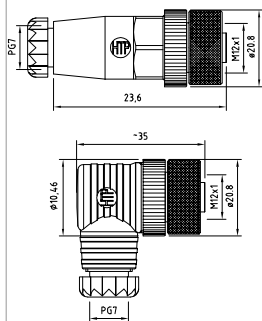
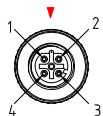
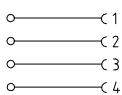
## B-coded - Field attachable connectors



Technical drawing			
<b>Product description</b>			
Connector type	Circular connector field attachable	Circular connector field attachable	
Conforms to	IEC 61076-2-101	IEC 61076-2-101	
Construction type	M12 B-Coded	M12 B-Coded	
Part number	<b>B-12F15000-ATEX</b>	<b>B-12M15000-ATEX</b>	
Housing type	Straight 180°	Straight 180°	
Cable gland	PG9 standard	PG9 standard	
Description	Circular connector M12 series B-coded, ATEX conf., field attachable	Circular connector M12 series B-coded, ATEX conf., field attachable	
Contacts type	Female	Male	
Number of contacts	5poles	5poles	
Housing colour	Metal	Metal	
<b>Technical data</b>			
Type of termination	Screw contacts	Screw contacts	
Contact screw torque	0.2 N*m	0.2 N*m	
Housing material	Brass + Nickel plated	Brass + Nickel plated	
Contacts material	Brass + Gold flash	Brass + Gold flash	
Coupling nut type	Hexagonal (SW17)	Hexagonal (SW17)	
M12 coupling nut material	Brass + Nickel plated	Brass + Nickel plated	
M12 coupling nut torque	0.6 N*m	0.6 N*m	
Rated voltage	125V AC/DC	125V AC/DC	
Rated current	4A	4A	
Temperature range	-20°C + 85°C	-20°C + 85°C	
O-ring material	NBR	NBR	
Suitable cable	ø 4 - 8mm	ø 4 - 8mm	
<b>Packaging</b>			
Qty/Bag	1 pc / bag	1 pc / bag	
<b>Other accessories options</b>			
See accessories section			
<b>Notes:</b>			
Connectors available with different features: See the general features and codification scheme page See the cables list section			



**Technical drawing**



**Product description**

Connector type	Circular connector field attachable		Circular connector field attachable		Circular connector field attachable		Circular connector field attachable	
Conforms to	IEC 61076-2-101		IEC 61076-2-101		IEC 61076-2-101		IEC 61076-2-101	
Construction type	M12 D-Coded		M12 D-Coded		M12 D-Coded		M12 D-Coded	
Part number	<b>D-12FC4000</b>	<b>D-12FB4000</b>	<b>D-12FL4000</b>	<b>D-12FU4000</b>	<b>D-12FC4000-SK</b>	<b>D-12FB4000-SK</b>	<b>D-12F14000</b>	
Housing type	Straight 180°	Angled 90°	Straight 180°	Angled 90°	Straight 180°	Angled 90°	Straight 180°	
Cable gland	PG7 standard		PG9-11 unified /Double cable exit		SK model		PG9 standard	
Description	Circular connector M12 series D-coded, field attachable		Circular connector M12 series D-coded, field attachable		Circular connector M12 series D-coded, field attachable		Circular connector M12 series D-coded, field attachable	
Contacts type	Female		Female		Female		Female	
Number of contacts	4poles		4poles		4poles		4poles	
Housing colour	Black		Black		Black		Metal	

**Technical data**

Type of termination	Screw contacts		Screw contacts		Screw contacts		Screw contacts	
Contact screw torque	0.2 N*m		0.2 N*m		0.2 N*m		0.2 N*m	
Housing material	PA66 UL94-V2		PA66 UL94-V2		PA66 UL94-V2		Brass + Nickel plated	
Contacts material	Brass + Gold flash		Brass + Gold flash		Brass + Gold flash		Brass + Gold flash	
Coupling nut type	Knurl round		Knurl round		Knurl round		Knurl round	
M12 coupling nut material	Brass + Nickel plated		Brass + Nickel plated		Brass + Nickel plated		Brass + Nickel plated	
M12 coupling nut torque	0.4 N*m		0.4 N*m		0.4 N*m		0.4 N*m	
Rated voltage	250V AC/DC		250V AC/DC		250V AC/DC		250V AC/DC	
Rated current	4A		4A		4A		4A	
Temperature range	-40°C + 90°C		-40°C + 90°C		-40°C + 90°C		-25°C + 85°C	
O-ring material	NBR		NBR		NBR		NBR	
Suitable cable	ø 4 - 6mm		ø cable 6-10mm Double exit ø5mm(max.)		ø 4 - 8.6mm		ø 4 - 8mm	

**Packaging**

Qty/Bag	1 pc / bag	1 pc / bag	1 pc / bag	1 pc / bag
---------	------------	------------	------------	------------

**Other accessories options**

See accessories section

**Notes:**

Connectors available with different features:  
See the general features and codification scheme page  
See the cables list section

# M12 CIRCULAR CONNECTORS

## D-coded - Field attachable connectors



Technical drawing	PG7	PG11	PG9	SK

Product description	D-12MC4000 D-12MB4000		D-12ML4000 D-12MU4000		D-12MC4000-SK D-12MB4000-SK		D-12M14000
Connector type	Circular connector field attachable		Circular connector field attachable		Circular connector field attachable		Circular connector field attachable
Conforms to	IEC 61076-2-101		IEC 61076-2-101		IEC 61076-2-101		IEC 61076-2-101
Construction type	M12 D-Coded		M12 D-Coded		M12 D-Coded		M12 D-Coded
Part number	<b>D-12MC4000 D-12MB4000</b>		<b>D-12ML4000 D-12MU4000</b>		<b>D-12MC4000-SK D-12MB4000-SK</b>		<b>D-12M14000</b>
Housing type	Straight 180° Angled 90°		Straight 180° Angled 90°		Straight 180° Angled 90°		Straight 180°
Cable gland	PG7 standard		PG9-11 unified /Double cable exit		SK model		PG9 standard
Description	Circular connector M12 series D-coded,field attachable		Circular connector M12 series D-coded,field attachable		Circular connector M12 series D-coded,field attachable		Circular connector M12 series D-coded,field attachable
Contacts type	Male		Male		Male		Male
Number of contacts	4poles		4poles		4poles		4poles
Housing colour	Black		Black		Black		Metal

Technical data	D-12MC4000 D-12MB4000		D-12ML4000 D-12MU4000		D-12MC4000-SK D-12MB4000-SK		D-12M14000
Type of termination	Screw contacts		Screw contacts		Screw contacts		Screw contacts
Contact screw torque	0.2 N*m		0.2 N*m		0.2 N*m		0.2 N*m
Housing material	PA66 UL94-V2		PA66 UL94-V2		PA66 UL94-V2		Brass + Nickel plated
Contacts material	Brass + Gold flash		Brass + Gold flash		Brass + Gold flash		Brass + Gold flash
Coupling nut type	Knurl round		Knurl round		Knurl round		Knurl round
M12 coupling nut material	Brass + Nickel plated		Brass + Nickel plated		Brass + Nickel plated		Brass + Nickel plated
M12 coupling nut torque	0.4 N*m		0.4 N*m		0.4 N*m		0.4 N*m
Rated voltage	250V AC/DC		250V AC/DC		250V AC/DC		250V AC/DC
Rated current	4A		4A		4A		4A
Temperature range	-40°C +90°C		-40°C +90°C		-40°C +90°C		-25°C +85°C
O-ring material	NBR		NBR		NBR		NBR
Suitable cable	ø 4 - 6mm		ø cable 6-10mm Double exit ø5mm(max.)		ø 4 - 8.6mm		ø 4 - 8mm

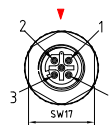
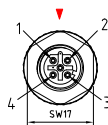
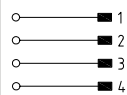
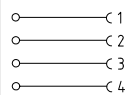
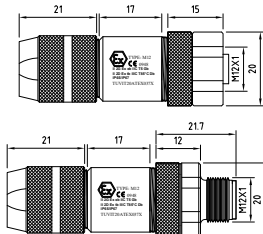
Packaging	D-12MC4000 D-12MB4000		D-12ML4000 D-12MU4000		D-12MC4000-SK D-12MB4000-SK		D-12M14000
Qty/Bag	1 pc / bag		1 pc / bag		1 pc / bag		1 pc / bag

**Other accessories options**  
See accessories section

**Notes:**  
Connectors available with different features:  
See the general features and codification scheme page  
See the cables list section



**Technical drawing**



**Product description**

Connector type	Circular connector field attachable	Circular connector field attachable
Conforms to	IEC 61076-2-101	IEC 61076-2-101
Construction type	M12 D-Coded	M12 D-Coded
Part number	<b>D-12F14000-ATEX</b>	<b>D-12M14000-ATEX</b>
Housing type	Straight 180°	Straight 180°
Cable gland	PG9 standard	PG9 standard
Description	Circular connector M12 series D-coded,ATEX conf.,field attachable	Circular connector M12 series D-coded,ATEX conf.,field attachable
Contacts type	Female	Male
Number of contacts	4poles	4poles
Housing colour	Metal	Metal

**Technical data**

Type of termination	Screw contacts	Screw contacts
Contact screw torque	0.2 N*m	0.2 N*m
Housing material	Brass + Nickel plated	Brass + Nickel plated
Contacts material	Brass + Gold flash	Brass + Gold flash
Coupling nut type	Hexagonal (SW17)	Hexagonal (SW17)
M12 coupling nut material	Brass + Nickel plated	Brass + Nickel plated
M12 coupling nut torque	0.6 N*m	0.6 N*m
Rated voltage	250V AC/DC	250V AC/DC
Rated current	4A	4A
Temperature range	-20°C + 85°C	-20°C + 85°C
O-ring material	NBR	NBR
Suitable cable	ø 4 - 8mm	ø 4 - 8mm

**Packaging**

Qty/Bag	1 pc / bag	1 pc / bag
---------	------------	------------

**Other accessories options**

See accessories section

**Notes:**

Connectors available with different features:  
See the general features and codification scheme page  
See the cables list section

# M12 CIRCULAR CONNECTORS

Moulded cable connectors - General features and codification scheme



## GENERAL FEATURES OF MOULDED CONNECTORS:

**Conductor cross section :**  
0.08(28AWG)...0.75mm<sup>2</sup>(18AWG).

**Contact material and treatment :**  
Brass + Gold flash.

**Protection class :**  
IP67/IP69K.

**Fixing system :**  
M12 coupling nut.

**Housing material :**  
Polyurethane.

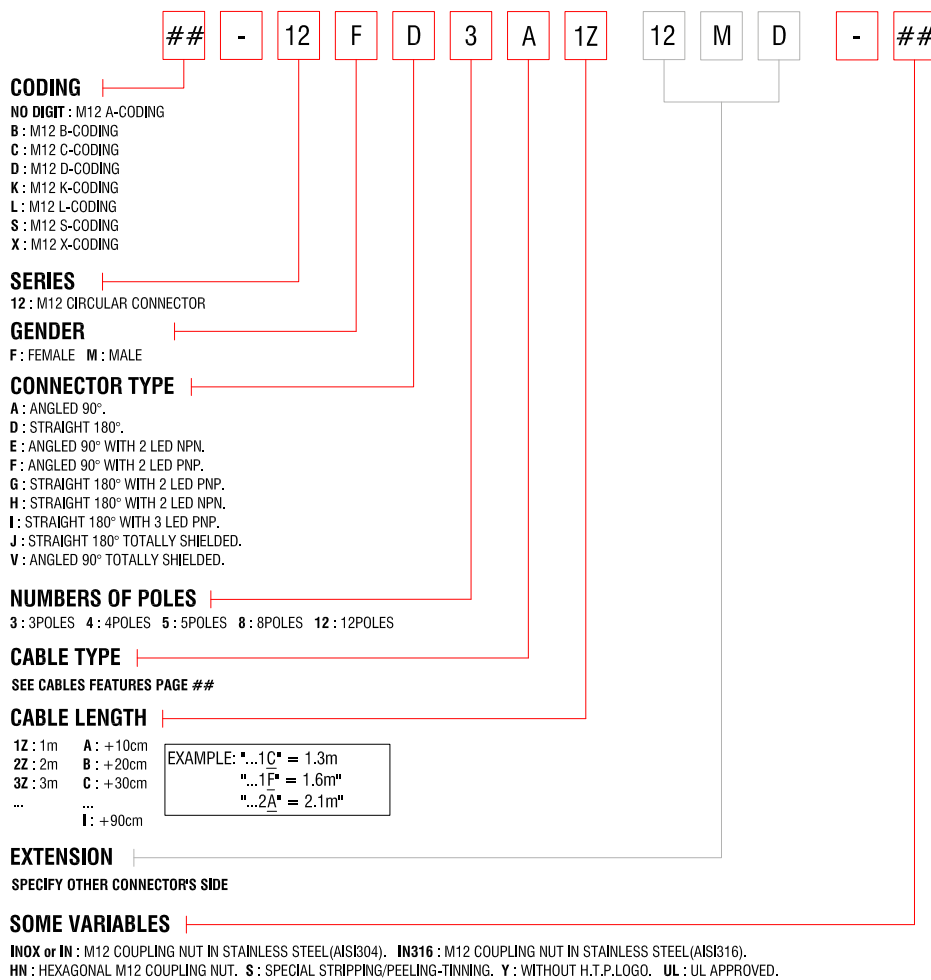
**Operating temperature :**  
-25°C +90°C Standard.  
-25°C +120°C (UL approved connectors).

**Max. screw torque IEC60947-1**  
M12 coupling nut torque 0.4N\*m

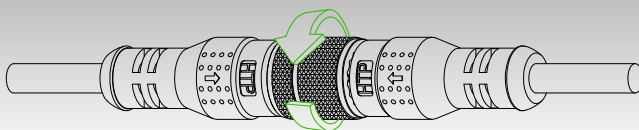
**Internal core material :**  
PA66.

**Type of terminations :**  
Crimped wires.  
Solder wires (8 poles - 12 poles).

**Coupling nut material :**  
Brass + Nickel plated.  
Stainless steel AISI304 (upon request).  
Stainless steel AISI316 (upon request).

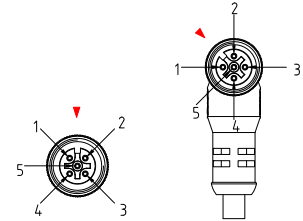
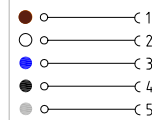
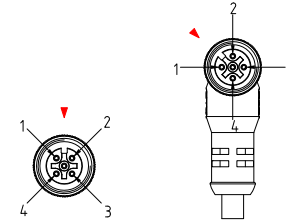
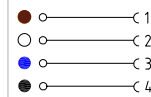
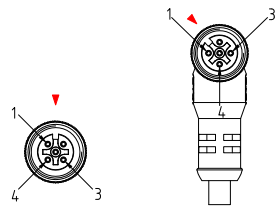
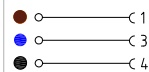
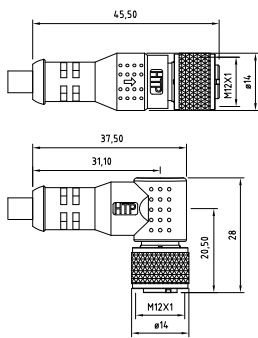


## ANTI-VIBRATION SYSTEM:





### Technical drawing



### Product description

Connector type	Circular connector with moulded cable		Circular connector with moulded cable		Circular connector with moulded cable	
Conforms to	IEC 61076-2-101		IEC 61076-2-101		IEC 61076-2-101	
Construction type	M12 A-Coded		M12 A-Coded		M12 A-Coded	
Description	Circular connector M12 series with moulded cable		Circular connector M12 series with moulded cable		Circular connector M12 series with moulded cable	
Part number	<b>12FD3B1Z</b>	<b>12FA3B1Z</b>	<b>12FD4B1Z</b>	<b>12FA4B1Z</b>	<b>12FD5B1Z</b>	<b>12FA5B1Z</b>
Housing type	Straight 180°	Angled 90°	Straight 180°	Angled 90°	Straight 180°	Angled 90°
Cable gland	Moulded cable		Moulded cable		Moulded cable	
Contacts type	Female		Female		Female	
Number of contacts	3poles		4poles		5poles	
Housing colour	Black		Black		Black	

### Technical data

Type of termination	Contacts to crimp wires		Contacts to crimp wires		Contacts to crimp wires	
Contacts material	Brass + Gold flash		Brass + Gold flash		Brass + Gold flash	
Coupling nut type	Knurl round		Knurl round		Knurl round	
M12 coupling nut material	Brass + Nickel plated		Brass + Nickel plated		Brass + Nickel plated	
M12 coupling nut torque	0.4 N*m		0.4 N*m		0.4 N*m	
Rated voltage	250V AC/DC		250V AC/DC		60V AC/DC	
Rated current	4A		4A		4A	
O-ring material	NBR		NBR		NBR	
Cable type	PVC/PVC CEI2022		PVC/PVC CEI2022		PVC/PVC CEI2022	
Cable jacket colour	Black		Black		Black	
No. Conductors / Section	3x0.34mm <sup>2</sup>		4x0.34mm <sup>2</sup>		5x0.34mm <sup>2</sup>	
Conductor colours	Brown; Blue; Black		Brown; White; Blue; Black		Brown; White; Blue; Black; Grey	
Cable diameter	ø4.8mm (±0.3)		ø5.2mm (±0.3)		ø5.5mm (±0.3)	
Cable length	1m		1m		1m	

### Packaging

Qty/Bag	1 pc / bag	1 pc / bag	1 pc / bag
---------	------------	------------	------------

### Other accessories options

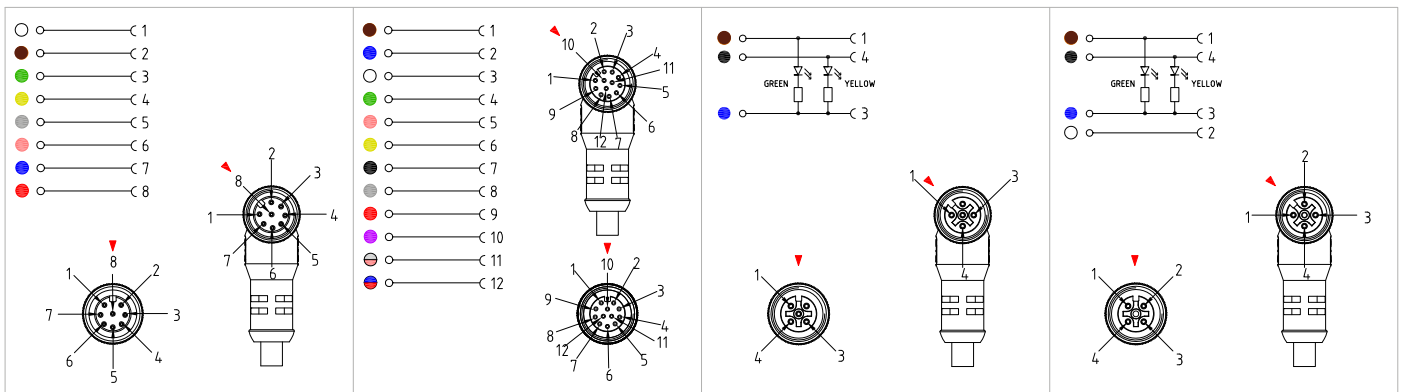
See accessories section

### Notes:

Connectors available with different features:  
 See the general features and codification scheme page  
 See the cables list section

# M12 CIRCULAR CONNECTORS

## Moulded cable connectors - A-coded



### Product description

Circular connector with moulded cable		Circular connector with moulded cable		Circular connector with moulded cable		Circular connector with moulded cable	
IEC 61076-2-101		IEC 61076-2-101		IEC 61076-2-101		IEC 61076-2-101	
M12 A-Coded		M12 A-Coded		M12 A-Coded		M12 A-Coded	
Circular connector M12 series with moulded cable		Circular connector M12 series with moulded cable		Circular connector M12 series n.2 Led PNP circuit (PIN1: GN;PIN4:YE)with moulded cable		Circular connector M12 series n.2 Led PNP circuit (PIN1: GN;PIN4:YE)with moulded cable	
<b>12FD8A1Z</b>	<b>12FA8A1Z</b>	<b>12FD12K1Z</b>	<b>12FA12K1Z</b>	<b>12FG3B1Z</b>	<b>12FF3B1Z</b>	<b>12FG4B1Z</b>	<b>12FF4B1Z</b>
Straight 180°	Angled 90°	Straight 180°	Angled 90°	Straight 180°	Angled 90°	Straight 180°	Angled 90°
Moulded cable		Moulded cable		Moulded cable		Moulded cable	
Female		Female		Female		Female	
8poles		12poles		3poles		4poles	
Black		Black		Transparent		Transparent	

### Technical data

Contacts to solder wires		Contacts to solder wires		Contacts to solder PCB		Contacts to solder PCB	
Brass+Gold flash		Brass+Gold flash		Brass+Gold flash		Brass+Gold flash	
Knurl round		Knurl round		Knurl round		Knurl round	
Brass+Nickel plated		Brass+Nickel plated		Brass+Nickel plated		Brass+Nickel plated	
0.4 N*m		0.4 N*m		0.4 N*m		0.4 N*m	
30V AC/DC		30V AC/DC		10-30V DC		10-30V DC	
2A		1.5A		3A		3A	
NBR		NBR		NBR		NBR	
PVC/PVC CEI2022		PVC/PVC CEI2022		PVC/PVC CEI2022		PVC/PVC CEI2022	
Black		Black		Black		Black	
8x0.25mm <sup>2</sup>		12x0.14mm <sup>2</sup>		3x0.34mm <sup>2</sup>		4x0.34mm <sup>2</sup>	
White;Brown;Green;Yellow;Grey;Pink;Blue;Red		Bn;Bu;Wh;Gn;Pk;Ye;Bk;Gy;Rd;Vt;Pk;Gy;Rd;Bu		Brown; Blue; Black		Brown; White; Blue; Black;	
ø6mm (±0.3)		ø6.5mm (±0.3)		ø4.8mm (±0.3)		ø5.2mm (±0.3)	
1m		1m		1m		1m	

### Packaging

1 pc / bag	1 pc / bag	1 pc / bag	1 pc / bag
------------	------------	------------	------------

### Other accessories options

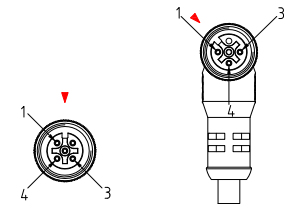
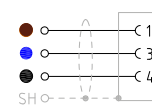
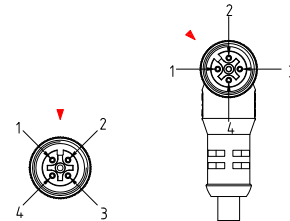
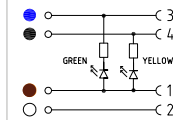
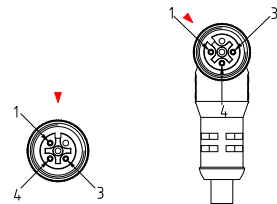
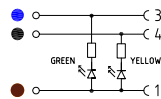
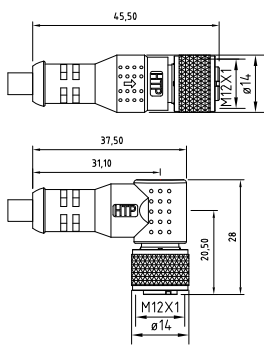
See accessories section
-------------------------

### Notes:

Connectors available with different features:  
See the general features and codification scheme page  
See the cables list section



**Technical drawing**



**Product description**

Connector type	Circular connector with moulded cable		Circular connector with moulded cable		Circular connector with moulded cable	
Conforms to	IEC 61076-2-101		IEC 61076-2-101		IEC 61076-2-101	
Construction type	M12 A-Coded		M12 A-Coded		M12 A-Coded	
Description	Circular connector M12 series n.2 Led <b>NPN</b> circuit (PIN3: GN;PIN4:YE)with moulded cable		Circular connector M12 series n.2 Led <b>NPN</b> circuit (PIN3: GN;PIN4:YE)with moulded cable		Circular connector M12 series <b>TOTALLY SHIELDED</b> with moulded cable	
Part number	<b>12FH3B1Z</b>	<b>12FE3B1Z</b>	<b>12FH4B1Z</b>	<b>12FE4B1Z</b>	<b>12FJ3F1Z</b>	<b>12FV3F1Z</b>
Housing type	Straight 180°	Angled 90°	Straight 180°	Angled 90°	Straight 180°	Angled 90°
Cable gland	Moulded cable		Moulded cable		Moulded cable	
Contacts type	Female		Female		Female	
Number of contacts	3poles		4poles		3poles	
Housing colour	Transparent		Transparent		Black	

**Technical data**

Type of termination	Contacts to solder PCB		Contacts to solder PCB		Contacts to crimp wires	
Contacts material	Brass + Gold flash		Brass + Gold flash		Brass + Gold flash	
Coupling nut type	Knurl round		Knurl round		Knurl round	
M12 coupling nut material	Brass + Nickel plated		Brass + Nickel plated		Brass + Nickel plated	
M12 coupling nut torque	0.4 N*m		0.4 N*m		0.4 N*m	
Rated voltage	10-30V DC		10-30V DC		250V AC/DC	
Rated current	3A		3A		4A	
O-ring material	NBR		NBR		NBR	
Cable type	PVC/PVC CEI2022		PVC/PVC CEI2022		PVC/PVC CEI2022 SHIELDED	
Cable jacket colour	Black		Black		Black	
No. Conductors / Section	3x0.34mm <sup>2</sup>		4x0.34mm <sup>2</sup>		3x0.34mm <sup>2</sup>	
Conductor colours	Brown; Blue; Black		Brown; White; Blue; Black		Brown; Blue; Black	
Cable diameter	Ø4.8mm (±0.3)		Ø5.2mm (±0.3)		Ø5.2mm (±0.3)	
Cable length	1m		1m		1m	

**Packaging**

Qty/Bag	1 pc / bag	1 pc / bag	1 pc / bag
---------	------------	------------	------------

**Other accessories options**

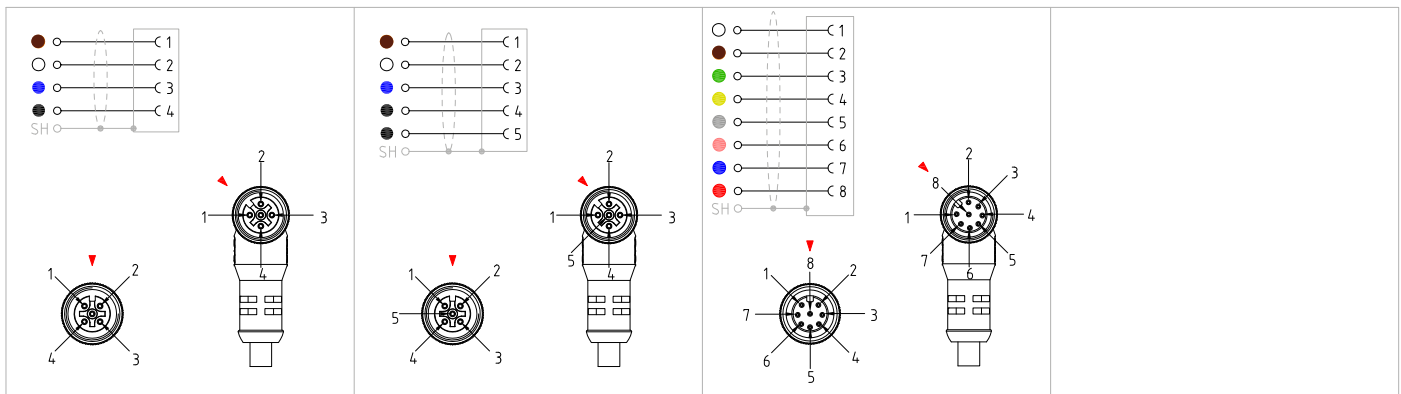
See accessories section

**Notes:**

Connectors available with different features:  
See the general features and codification scheme page  
See the cables list section

# M12 CIRCULAR CONNECTORS

Moulded cable connectors - A-coded



**Product description**

Circular connector with moulded cable	Circular connector with moulded cable	Circular connector with moulded cable	
IEC 61076-2-101	IEC 61076-2-101	IEC 61076-2-101	
M12 A-Coded	M12 A-Coded	M12 A-Coded	
Circular connector M12 series TOTALLY SHIELDED with moulded cable	Circular connector M12 series TOTALLY SHIELDED with moulded cable	Circular connector M12 series with moulded cable	
<b>12FJ4F1Z</b>	<b>12FV4F1Z</b>	<b>12FJ5F1Z</b>	<b>12FV5F1Z</b>
Straight 180°	Angled 90°	Straight 180°	Angled 90°
Moulded cable	Moulded cable	Moulded cable	
Female	Female	Female	
4poles	5poles	8poles	
Black	Black	Black	

**Technical data**

Contacts to crimp wires	Contacts to crimp wires	Contacts to solder wires	
Brass + Gold flash	Brass + Gold flash	Brass + Gold flash	
Knurl round	Knurl round	Knurl round	
Brass + Nickel plated	Brass + Nickel plated	Brass + Nickel plated	
0.4 N*m	0.4 N*m	0.4 N*m	
250V AC/DC	60V AC/DC	30V AC/DC	
4A	4A	2A	
NBR	NBR	NBR	
PVC/PVC CEI2022 SHIELDED	PVC/PVC CEI2022 SHIELDED	PVC/PVC CEI2022 SHIELED	
Black	Black	Black	
4x0.34mm <sup>2</sup>	5x0.34mm <sup>2</sup>	8x0.25mm <sup>2</sup>	
Brown; White; Blue; Black	Brown; White; Blue; Black; Grey	White; Brown; Green; Yellow; Grey; Pink; Blue; Red	
ø5.5mm (±0.3)	ø6mm (±0.3)	ø6.5mm (±0.3)	
1m	1m	1m	

**Packaging**

1 pc / bag	1 pc / bag	1 pc / bag	
------------	------------	------------	--

**Other accessories options**

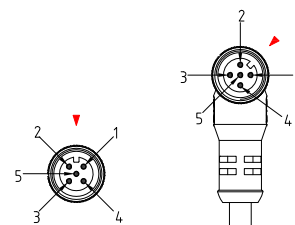
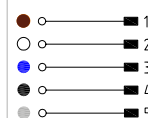
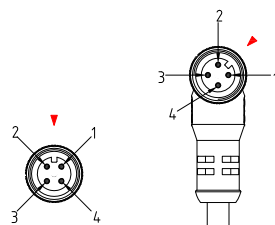
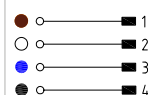
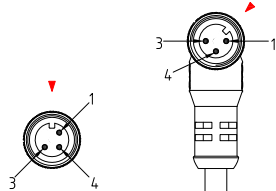
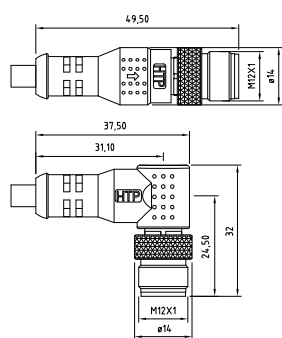
See accessories section

**Notes:**

Connectors available with different features:  
See the general features and codification scheme page  
See the cables list section



### Technical drawing



### Product description

Connector type	Circular connector with moulded cable		Circular connector with moulded cable		Circular connector with moulded cable	
Conforms to	IEC 61076-2-101		IEC 61076-2-101		IEC 61076-2-101	
Construction type	M12 A-Coded		M12 A-Coded		M12 A-Coded	
Description	Circular connector M12 series with moulded cable		Circular connector M12 series with moulded cable		Circular connector M12 series with moulded cable	
Part number	<b>12MD3B1Z</b>	<b>12MA3B1Z</b>	<b>12MD4B1Z</b>	<b>12MA4B1Z</b>	<b>12MD5B1Z</b>	<b>12MA5B1Z</b>
Housing type	Straight 180°	Angled 90°	Straight 180°	Angled 90°	Straight 180°	Angled 90°
Cable gland	Moulded cable		Moulded cable		Moulded cable	
Contacts type	Male		Male		Male	
Number of contacts	3poles		4poles		5poles	
Housing colour	Black		Black		Black	

### Technical data

Type of termination	Contacts to crimp wires		Contacts to crimp wires		Contacts to crimp wires	
Contacts material	Brass + Gold flash		Brass + Gold flash		Brass + Gold flash	
Coupling nut type	Knurl round		Knurl round		Knurl round	
M12 coupling nut material	Brass + Nickel plated		Brass + Nickel plated		Brass + Nickel plated	
M12 coupling nut torque	0.4 N*m		0.4 N*m		0.4 N*m	
Rated voltage	250V AC/DC		250V AC/DC		60V AC/DC	
Rated current	4A		4A		4A	
O-ring material	-		-		-	
Cable type	PVC/PVC CEI2022		PVC/PVC CEI2022		PVC/PVC CEI2022	
Cable jacket colour	Black		Black		Black	
No. Conductors / Section	3x0.34mm <sup>2</sup>		4x0.34mm <sup>2</sup>		5x0.34mm <sup>2</sup>	
Conductor colours	Brown; Blue; Black		Brown; White; Blue; Black		Brown; White; Blue; Black; Grey	
Cable diameter	ø4.8mm (±0.3)		ø5.2mm (±0.3)		ø5.5mm (±0.3)	
Cable length	1m		1m		1m	

### Packaging

Qty/Bag	1 pc / bag	1 pc / bag	1 pc / bag
---------	------------	------------	------------

### Other accessories options

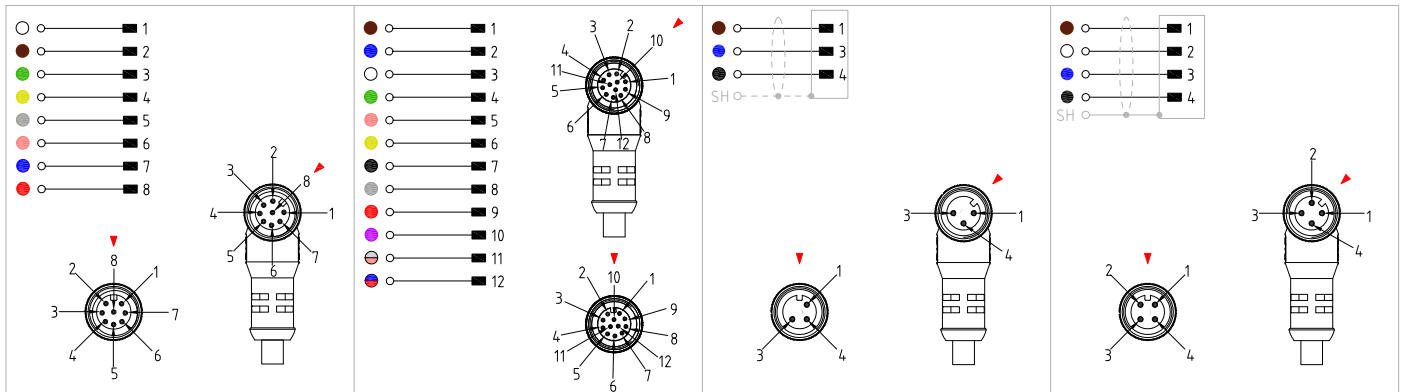
See accessories section

### Notes:

Connectors available with different features:  
See the general features and codification scheme page  
See the cables list section

# M12 CIRCULAR CONNECTORS

Moulded cable connectors - A-coded



### Product description

Circular connector with moulded cable	Circular connector with moulded cable	Circular connector with moulded cable	Circular connector with moulded cable
IEC 61076-2-101	IEC 61076-2-101	IEC 61076-2-101	IEC 61076-2-101
M12 A-Coded	M12 A-Coded	M12 A-Coded	M12 A-Coded
Circular connector M12 series with moulded cable	Circular connector M12 series with moulded cable	Circular connector M12 series TOTALLY SHIELDED with moulded cable	Circular connector M12 series TOTALLY SHIELDED with moulded cable
<b>12MD8A1Z</b>	<b>12MA8A1Z</b>	<b>12MD12K1Z</b>	<b>12MA12K1Z</b>
Straight 180°	Angled 90°	Straight 180°	Angled 90°
Moulded cable	Moulded cable	Moulded cable	Moulded cable
Male	Male	Male	Male
8poles	12poles	3poles	4poles
Black	Black	Black	Black

### Technical data

Contacts to solder wires	Contacts to solder wires	Contacts to crimp wires	Contacts to crimp wires
Brass + Gold flash	Brass + Gold flash	Brass + Gold flash	Brass + Gold flash
Knurl round	Knurl round	Knurl round	Knurl round
Brass + Nickel plated	Brass + Nickel plated	Brass + Nickel plated	Brass + Nickel plated
0.4 N*m	0.4 N*m	0.4 N*m	0.4 N*m
30V AC/DC	30V AC/DC	250V AC/DC	250V AC/DC
2A	1.5A	4A	4A
-	-	-	-
PVC/PVC CEI2022	PVC/PVC CEI2022	PVC/PVC CEI2022 SHIELDED	PVC/PVC CEI2022 SHIELDED
Black	Black	Black	Black
8x0.25mm <sup>2</sup>	12x0.14mm <sup>2</sup>	3x0.34mm <sup>2</sup>	4x0.34mm <sup>2</sup>
White;Brown;Green;Yellow;Grey;Pink;Blue;Red	Bn;Bu;Wh;Gn;Pk;Ye;Bk;Gy;Rd;Vt;Pk;Gy;Rd;Bu	Brown; Blue; Black	Brown; White; Blue; Black
ø6mm (±0.3)	ø6.5mm (±0.3)	ø5.2mm (±0.3)	ø5.5mm (±0.3)
1m	1m	1m	1m

### Packaging

1 pc / bag	1 pc / bag	1 pc / bag	1 pc / bag
------------	------------	------------	------------

### Other accessories options

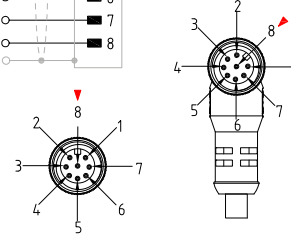
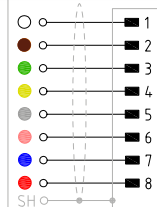
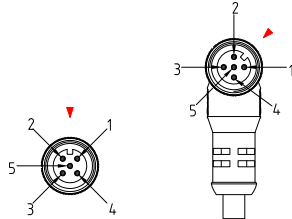
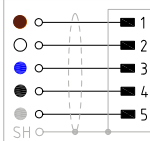
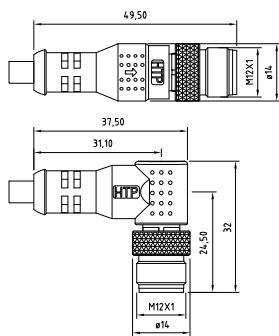
See accessories section

### Notes:

Connectors available with different features:  
See the general features and codification scheme page  
See the cables list section



### Technical drawing



### Product description

Connector type	Circular connector with moulded cable		Circular connector with moulded cable	
Conforms to	IEC 61076-2-101		IEC 61076-2-101	
Construction type	M12 A-Coded		M12 A-Coded	
Description	Circular connector M12 series TOTALLY SHIELDED with moulded cable		Circular connector M12 series TOTALLY SHIELDED with moulded cable	
Part number	<b>12MJ5F1Z</b>	<b>12MV5F1Z</b>	<b>12MJ8J1Z</b>	<b>12MV8J1Z</b>
Housing type	Straight 180°	Angled 90°	Straight 180°	Angled 90°
Cable gland	Moulded cable		Moulded cable	
Contacts type	Male		Male	
Number of contacts	5poles		8poles	
Housing colour	Black		Black	

### Technical data

Type of termination	Contacts to crimp wires		Contacts to solder wires	
Contacts material	Brass + Gold flash		Brass + Gold flash	
Coupling nut type	Knurl round		Knurl round	
M12 coupling nut material	Brass + Nickel plated		Brass + Nickel plated	
M12 coupling nut torque	0.4 N*m		0.4 N*m	
Rated voltage	60V AC/DC		30V AC/DC	
Rated current	4A		2A	
O-ring material	-		-	
Cable type	PVC/PVC CEI2022 SHIELDED		PVC/PVC CEI2022 SHIELDED	
Cable jacket colour	Black		Black	
No. Conductors / Section	5x0.34mm <sup>2</sup>		8x0.25mm <sup>2</sup>	
Conductor colours	Brown; White; Blue; Black; Grey		White; Brown; Green; Yellow; Grey; Pink; Blue; Red	
Cable diameter	ø6mm (±0.3)		ø6.5mm (±0.3)	
Cable length	1m		1m	

### Packaging

Qty/Bag	1 pc / bag	1 pc / bag		
---------	------------	------------	--	--

### Other accessories options

See accessories section

### Notes:

Connectors available with different features:  
See the general features and codification scheme page  
See the cables list section

# M12 CIRCULAR CONNECTORS

Moulded cable connectors - A-coded



**Technical drawing**

UL US

UL US

UL US

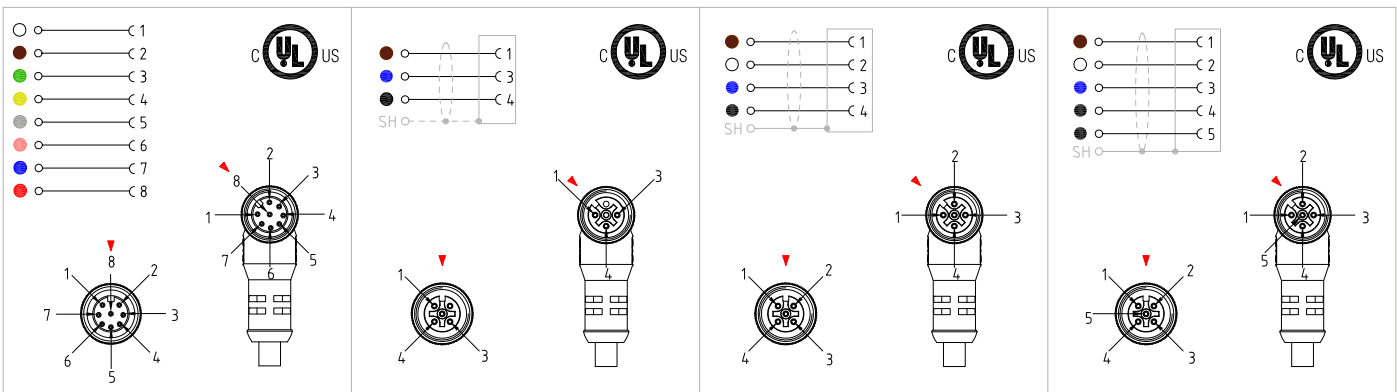
<b>Product description</b>						
Connector type	Circular connector with moulded cable		Circular connector with moulded cable		Circular connector with moulded cable	
Conforms to	IEC 61076-2-101 / UL approved		IEC 61076-2-101 / UL approved		IEC 61076-2-101 / UL approved	
Construction type	M12 A-Coded		M12 A-Coded		M12 A-Coded	
Description	Circular connector M12 series, UL approved, with moulded cable		Circular connector M12 series, UL approved, with moulded cable		Circular connector M12 series, UL approved, with moulded cable	
Part number	<b>12FD311Z-UL</b>	<b>12FA311Z-UL</b>	<b>12FD411Z-UL</b>	<b>12FA411Z-UL</b>	<b>12FD511Z-UL</b>	<b>12FA511Z-UL</b>
Housing type	Straight 180°	Angled 90°	Straight 180°	Angled 90°	Straight 180°	Angled 90°
Cable gland	Moulded cable		Moulded cable		Moulded cable	
Contacts type	Female		Female		Female	
Number of contacts	3poles		4poles		5poles	
Housing colour	Black		Black		Black	

<b>Technical data</b>			
Type of termination	Contacts to crimp wires		Contacts to crimp wires
Contacts material	Brass + Gold flash		Brass + Gold flash
Coupling nut type	Knurl round		Knurl round
M12 coupling nut material	Brass + Nickel plated		Brass + Nickel plated
M12 coupling nut torque	0.4 N*m		0.4 N*m
Rated voltage	250V AC/DC		60V AC/DC
Rated current	4A		4A
O-ring material	NBR		NBR
Cable type	PVC/PVC ULstyle 21179		PVC/PVC ULstyle 21179
Cable jacket colour	Black		Black
No. Conductors / Section	3xAWG22 (0.34mm <sup>2</sup> )		5xAWG22 (0.34mm <sup>2</sup> )
Conductor colours	Brown; Blue; Black		Brown; White; Blue; Black; Grey
Cable diameter	ø4.8mm (±0.3)		ø5.8mm (±0.3)
Cable length	1m		1m

<b>Packaging</b>			
Qty/Bag	1 pc / bag		1 pc / bag

**Other accessories options**  
See accessories section

**Notes:**  
Connectors available with different features:  
See the general features and codification scheme page  
See the cables list section



<b>Product description</b>		<b>Product description</b>		<b>Product description</b>		<b>Product description</b>	
Circular connector with moulded cable		Circular connector with moulded cable		Circular connector with moulded cable		Circular connector with moulded cable	
IEC 61076-2-101 / UL approved		IEC 61076-2-101 / UL approved		IEC 61076-2-101 / UL approved		IEC 61076-2-101 / UL approved	
M12 A-Coded		M12 A-Coded		M12 A-Coded		M12 A-Coded	
Circular connector M12 series, UL approved, with moulded cable		Circular connector M12 series, UL approved, TOTALLY SHIELDED with moulded cable		Circular connector M12 series, UL approved, TOTALLY SHIELDED with moulded cable		Circular connector M12 series, UL approved, TOTALLY SHIELDED with moulded cable	
<b>12FD8S1Z-UL</b>	<b>12FA8S1Z-UL</b>	<b>12FJ331Z-UL</b>	<b>12FV331Z-UL</b>	<b>12FJ431Z-UL</b>	<b>12FV431Z-UL</b>	<b>12FJ531Z-UL</b>	<b>12FV531Z-UL</b>
Straight 180°	Angled 90°	Straight 180°	Angled 90°	Straight 180°	Angled 90°	Straight 180°	Angled 90°
Moulded cable		Moulded cable		Moulded cable		Moulded cable	
Female		Female		Female		Female	
8poles		3poles		4poles		5poles	
Black		Black		Black		Black	
<b>Technical data</b>							
Contacts to solder wires		Contacts to crimp wires		Contacts to crimp wires		Contacts to crimp wires	
Brass + Gold flash		Brass + Gold flash		Brass + Gold flash		Brass + Gold flash	
Knurl round		Knurl round		Knurl round		Knurl round	
Brass + Nickel plated		Brass + Nickel plated		Brass + Nickel plated		Brass + Nickel plated	
0.4 N*m		0.4 N*m		0.4 N*m		0.4 N*m	
30V AC/DC		250V AC/DC		250V AC/DC		60V AC/DC	
2A		4A		4A		4A	
NBR		NBR		NBR		NBR	
PVC/PVC ULstyle 21179		PVC/PVC ULstyle 21179 SHIELDED		PVC/PVC ULstyle 21179 SHIELDED		PVC/PVC ULstyle 21179 SHIELDED	
Black		Black		Black		Black	
8xAWG24 (0.25mm <sup>2</sup> )		3xAWG22 (0.34mm <sup>2</sup> )		4xAWG22 (0.34mm <sup>2</sup> )		5xAWG22 (0.34mm <sup>2</sup> )	
White; Brown; Green; Yellow; Grey; Pink; Blue; Red		Brown; Blue; Black		Brown; White; Blue; Black		Brown; White; Blue; Black; Grey	
ø6mm (±0.3)		ø.n.a. (±0.3)		ø5.5 (±0.3)		ø6mm (±0.3)	
1m		1m		1m		1m	
<b>Packaging</b>							
1 pc / bag		1 pc / bag		1 pc / bag		1 pc / bag	
<b>Other accessories options</b>							
See accessories section							
<b>Notes:</b>							
Connectors available with different features: See the general features and codification scheme page See the cables list section							

# M12 CIRCULAR CONNECTORS

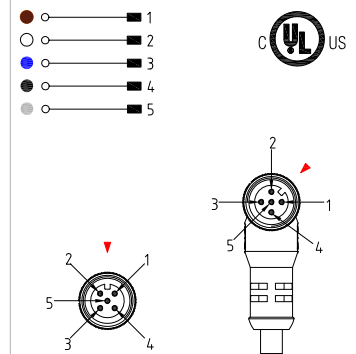
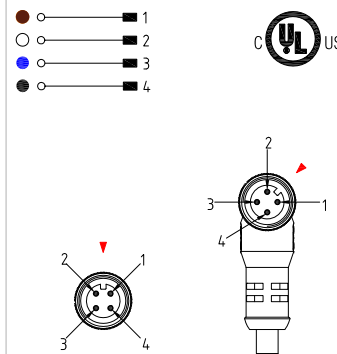
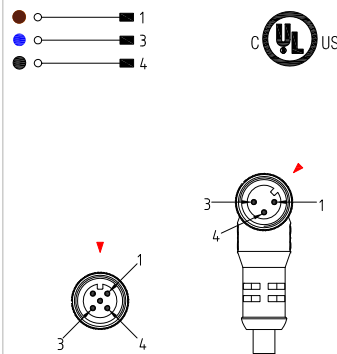
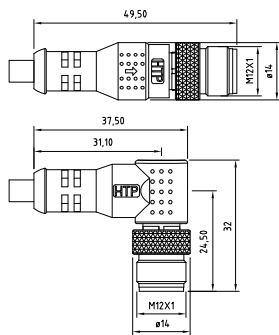
Moulded cable connectors - A-coded



<b>Technical drawing</b> 			
<b>Product description</b>			
Connector type	Circular connector with moulded cable		
Conforms to	IEC 61076-2-101 / UL approved		
Construction type	M12 A-Coded		
Description	Circular connector M12 series, UL approved, with moulded cable		
Part number	<b>12FJ8P1Z-UL</b>	<b>12FV8P1Z-UL</b>	
Housing type	Straight 180°		Angled 90°
Cable gland	Moulded cable		
Contacts type	Female		
Number of contacts	8poles		
Housing colour	Black		
<b>Technical data</b>			
Type of termination	Contacts to solder wires		
Contacts material	Brass+Gold flash		
Coupling nut type	Knurl round		
M12 coupling nut material	Brass+Nickel plated		
M12 coupling nut torque	0.4 N*m		
Rated voltage	30V AC/DC		
Rated current	2A		
O-ring material	NBR		
Cable type	PVC/PVC ULstyle 21179 SHIELDED		
Cable jacket colour	Black		
No. Conductors / Section	8xAWG24 (0.25mm <sup>2</sup> )		
Conductor colours	White;Brown;Green;Yellow;Grey;Pink;Blue;Red		
Cable diameter	ø n.a. (±0.3)		
Cable length	1m		
<b>Packaging</b>			
Qty/Bag	1 pc / bag		
<b>Other accessories options</b>			
See accessories section			
<b>Notes:</b>			
Connectors available with different features: See the general features and codification scheme page See the cables list section			



### Technical drawing



### Product description

Connector type	Circular connector with moulded cable		Circular connector with moulded cable		Circular connector with moulded cable	
Conforms to	IEC 61076-2-101 / UL approved		IEC 61076-2-101 / UL approved		IEC 61076-2-101 / UL approved	
Construction type	M12 A-Coded		M12 A-Coded		M12 A-Coded	
Description	Circular connector M12 series, UL approved, with moulded cable		Circular connector M12 series, UL approved, with moulded cable		Circular connector M12 series, UL approved, with moulded cable	
Part number	<b>12MD311Z-UL</b>	<b>12MA311Z-UL</b>	<b>12MD411Z-UL</b>	<b>12MA411Z-UL</b>	<b>12MD511Z-UL</b>	<b>12MA511Z-UL</b>
Housing type	Straight 180°	Angled 90°	Straight 180°	Angled 90°	Straight 180°	Angled 90°
Cable gland	Moulded cable		Moulded cable		Moulded cable	
Contacts type	Male		Male		Male	
Number of contacts	3poles		4poles		5poles	
Housing colour	Black		Black		Black	

### Technical data

Type of termination	Contacts to crimp wires		Contacts to crimp wires		Contacts to crimp wires	
Contacts material	Brass + Gold flash		Brass + Gold flash		Brass + Gold flash	
Coupling nut type	Knurl round		Knurl round		Knurl round	
M12 coupling nut material	Brass + Nickel plated		Brass + Nickel plated		Brass + Nickel plated	
M12 coupling nut torque	0.4 N*m		0.4 N*m		0.4 N*m	
Rated voltage	250V AC/DC		250V AC/DC		60V AC/DC	
Rated current	4A		4A		4A	
O-ring material	-		-		-	
Cable type	PVC/PVC ULstyle 21179		PVC/PVC ULstyle 21179		PVC/PVC ULstyle 21179	
Cable jacket colour	Black		Black		Black	
No. Conductors / Section	3xAWG22 (0.34mm <sup>2</sup> )		4xAWG22 (0.34mm <sup>2</sup> )		5xAWG22 (0.34mm <sup>2</sup> )	
Conductor colours	Brown; Blue; Black		Brown; White; Blue; Black		Brown; White; Blue; Black; Grey	
Cable diameter	ø4.8mm (±0.3)		ø5.2mm (±0.3)		ø5.8mm (±0.3)	
Cable length	1m		1m		1m	

### Packaging

Qty/Bag	1 pc / bag	1 pc / bag	1 pc / bag
---------	------------	------------	------------

### Other accessories options

See accessories section

### Notes:

Connectors available with different features:  
 See the general features and codification scheme page  
 See the cables list section

# M12 CIRCULAR CONNECTORS

Moulded cable connectors - A-coded



**Technical drawing**

<b>Product description</b>						
Connector type	Circular connector with moulded cable		Circular connector with moulded cable		Circular connector with moulded cable	
Conforms to	IEC 61076-2-101 / UL approved		IEC 61076-2-101 / UL approved		IEC 61076-2-101 / UL approved	
Construction type	M12 A-Coded		M12 A-Coded		M12 A-Coded	
Description	Circular connector M12 series, UL approved, with moulded cable		Circular connector M12 series, UL approved, TOTALLY SHIELDED with moulded cable		Circular connector M12 series, UL approved, TOTALLY SHIELDED with moulded cable	
Part number	<b>12MD8S1Z-UL</b>	<b>12MA8S1Z-UL</b>	<b>12MJ331Z-UL</b>	<b>12MV331Z-UL</b>	<b>12MJ431Z-UL</b>	<b>12MV431Z-UL</b>
Housing type	Straight 180° / Angled 90°		Straight 180° / Angled 90°		Straight 180° / Angled 90°	
Cable gland	Moulded cable		Moulded cable		Moulded cable	
Contacts type	Male		Male		Male	
Number of contacts	8poles		3poles		4poles	
Housing colour	Black		Black		Black	

<b>Technical data</b>			
Type of termination	Contacts to solder wires		Contacts to crimp wires
Contacts material	Brass + Gold flash		Brass + Gold flash
Coupling nut type	Knurl round		Knurl round
M12 coupling nut material	Brass + Nickel plated		Brass + Nickel plated
M12 coupling nut torque	0.4 N*m		0.4 N*m
Rated voltage	30V AC/DC		250V AC/DC
Rated current	2A		4A
O-ring material	-		-
Cable type	PVC/PVC ULstyle 21179		PVC/PVC ULstyle 21179 SHIELDED
Cable jacket colour	Black		Black
No. Conductors / Section	8xAWG24 (0.25mm <sup>2</sup> )		3xAWG22 (0.34mm <sup>2</sup> )
Conductor colours	White;Brown;Green;Yellow;Grey;Pink;Blue;Red		Brown; Blue; Black
Cable diameter	ø6mm (±0.3)		ø5.5mm (±0.3)
Cable length	1m		1m

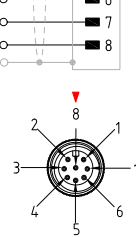
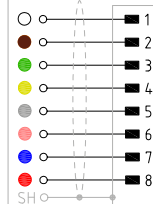
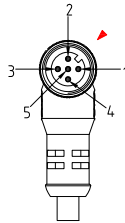
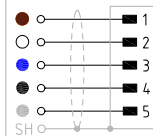
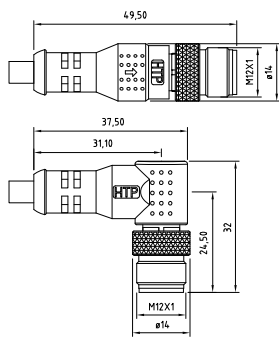
<b>Packaging</b>			
Qty/Bag	1 pc / bag		1 pc / bag

**Other accessories options**  
See accessories section

**Notes:**  
Connectors available with different features:  
See the general features and codification scheme page  
See the cables list section



**Technical drawing**



**Product description**

Connector type	Circular connector with moulded cable		Circular connector with moulded cable	
Conforms to	IEC 61076-2-101 / UL approved		IEC 61076-2-101 / UL approved	
Construction type	M12 A-Coded		M12 A-Coded	
Description	Circular connector M12 series, UL approved, TOTALLY SHIELDED with moulded cable		Circular connector M12 series, UL approved, TOTALLY SHIELDED with moulded cable	
Part number	<b>12MJ5F1Z-UL</b>	<b>12MV5F1Z-UL</b>	<b>12MJ8P1Z-UL</b>	<b>12MV8P1Z-UL</b>
Housing type	Straight 180° / Angled 90°		Straight 180° / Angled 90°	
Cable gland	Moulded cable		Moulded cable	
Contacts type	Male		Male	
Number of contacts	5poles		8poles	
Housing colour	Black		Black	

**Technical data**

Type of termination	Contacts to crimp wires	Contacts to solder wires
Contacts material	Brass + Gold flash	Brass + Gold flash
Coupling nut type	Knurl round	Knurl round
M12 coupling nut material	Brass + Nickel plated	Brass + Nickel plated
M12 coupling nut torque	0.4 N*m	0.4 N*m
Rated voltage	60V AC/DC	30V AC/DC
Rated current	4A	2A
O-ring material	-	-
Cable type	PVC/PVC ULstyle 21179 SHIELDED	PVC/PVC ULstyle 21179 SHIELDED
Cable jacket colour	Black	Black
No. Conductors / Section	5xAWG22 (0.34mm <sup>2</sup> )	8xAWG24 (0.25mm <sup>2</sup> )
Conductor colours	Brown; White; Blue; Black; Grey	White; Brown; Green; Yellow; Grey; Pink; Blue; Red
Cable diameter	ø 6mm (±0.3)	ø n.a. (±0.3)
Cable length	1m	1m

**Packaging**

Qty/Bag	1 pc / bag	1 pc / bag
---------	------------	------------

**Other accessories options**

See accessories section

**Notes:**

Connectors available with different features:  
See the general features and codification scheme page  
See the cables list section

# M12 CIRCULAR CONNECTORS

Moulded cable connectors - A-coded



**Technical drawing**

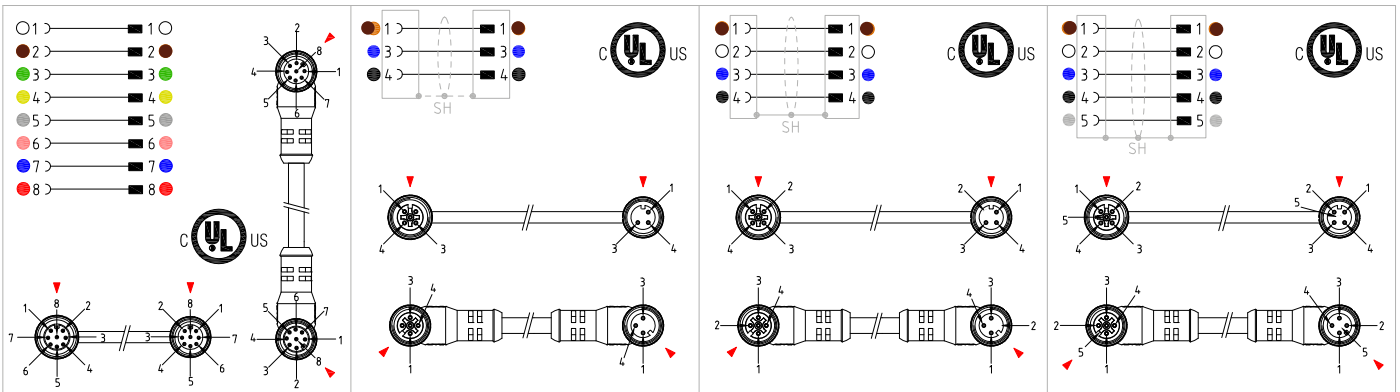
<b>Product description</b>						
Connector type	Circular connector with moulded cable		Circular connector with moulded cable		Circular connector with moulded cable	
Conforms to	IEC 61076-2-101 / UL approved		IEC 61076-2-101 / UL approved		IEC 61076-2-101 / UL approved	
Construction type	M12 A-Coded		M12 A-Coded		M12 A-Coded	
Description	Extension M12-M12 connectors, UL approved, with moulded cable		Extension M12-M12 connectors, UL approved, with moulded cable		Extension M12-M12 connectors, UL approved, with moulded cable	
Part number	<b>12FD3I1Z12MD-UL</b>	<b>12FA3I1Z12MA-UL</b>	<b>12FD4I1Z12MD-UL</b>	<b>12FA4I1Z12MA-UL</b>	<b>12FD5I1Z12MD-UL</b>	<b>12FA5I1Z12MA-UL</b>
Housing type	180°-180°	90°-90°	180°-180°	90°-90°	180°-180°	90°-90°
Cable gland	Moulded cable		Moulded cable		Moulded cable	
Contacts type	Female-Male		Female-Male		Female-Male	
Number of contacts	3poles		4poles		5poles	
Housing colour	Black		Black		Black	

<b>Technical data</b>			
Type of termination	Contacts to crimp wires		
Contacts material	Brass + Gold flash		
Coupling nut type	Knurl round		
M12 coupling nut material	Brass + Nickel plated		
M12 coupling nut torque	0.4 N*m		
Rated voltage	250V AC/DC		60V AC/DC
Rated current	4A		4A
O-ring material	NBR (on female connector)		
Cable type	PVC/PVC ULstyle 21179		
Cable jacket colour	Black		
No. Conductors / Section	3xAWG22 (0.34mm <sup>2</sup> )		5xAWG22 (0.34mm <sup>2</sup> )
Conductor colours	Brown; Blue; Black		Brown; White; Blue; Black; Grey
Cable diameter	ø4.8mm (±0.3)		ø5.8mm (±0.3)
Cable length	1m		

<b>Packaging</b>		
Qty/Bag	1 pc / bag	1 pc / bag

**Other accessories options**  
See accessories section

**Notes:**  
Connectors available with different features:  
See the general features and codification scheme page  
See the cables list section



<b>Product description</b>			
Circular connector with moulded cable	Circular connector with moulded cable	Circular connector with moulded cable	Circular connector with moulded cable
IEC 61076-2-101 / UL approved	IEC 61076-2-101 / UL approved	IEC 61076-2-101 / UL approved	
M12 A-Coded	M12 A-Coded	M12 A-Coded	M12 A-Coded
Extension M12-M12 connectors, UL approved, with moulded cable	Extension M12-M12 connectors, UL approved, TOTALLY SHIELDED with moulded cable	Extension M12-M12 connectors, UL approved, TOTALLY SHIELDED with moulded cable	Extension M12-M12 connectors, UL approved, TOTALLY SHIELDED with moulded cable
<b>12FD8S1Z12MD-UL</b>	<b>12FA8S1Z12MA-UL</b>	<b>12FJ331Z12MJ-UL</b>	<b>12FV331Z12MV-UL</b>
180°-180°	90°-90°	180°-180°	90°-90°
Moulded cable	Moulded cable	Moulded cable	Moulded cable
Female-Male	Female-Male	Female-Male	Female-Male
8poles	3poles	4poles	5poles
Black	Black	Black	Black
<b>Technical data</b>			
Contacts to solder wires	Contacts to crimp wires	Contacts to crimp wires	Contacts to crimp wires
Brass + Gold flash	Brass + Gold flash	Brass + Gold flash	Brass + Gold flash
Knurl round	Knurl round	Knurl round	Knurl round
Brass + Nickel plated	Brass + Nickel plated	Brass + Nickel plated	Brass + Nickel plated
0.4 N*m	0.4 N*m	0.4 N*m	0.4 N*m
30V AC/DC	250V AC/DC	250V AC/DC	60V AC/DC
2A	4A	4A	4A
NBR (on female connector)	NBR (on female connector)	NBR (on female connector)	NBR (on female connector)
PVC/PVC ULstyle 21179	PVC/PVC ULstyle 21179 SHIELDED	PVC/PVC ULstyle 21179 SHIELDED	PVC/PVC ULstyle 21179 SHIELDED
Black	Black	Black	Black
8xAWG24 (0.25mm <sup>2</sup> )	3xAWG22 (0.34mm <sup>2</sup> )	4xAWG22 (0.34mm <sup>2</sup> )	5xAWG22 (0.34mm <sup>2</sup> )
White; Brown; Green; Yellow; Grey; Pink; Blue; Red	Brown; Blue; Black	Brown; White; Blue; Black	Brown; White; Blue; Black; Grey
ø6mm (±0.3)	ø.n.a. (±0.3)	ø5.5mm (±0.3)	ø6mm (±0.3)
1m	1m	1m	1m
<b>Packaging</b>			
1 pc / bag	1 pc / bag	1 pc / bag	1 pc / bag
<b>Other accessories options</b>			
See accessories section			
<b>Notes:</b>			
Connectors available with different features: See the general features and codification scheme page See the cables list section			

# M12 CIRCULAR CONNECTORS

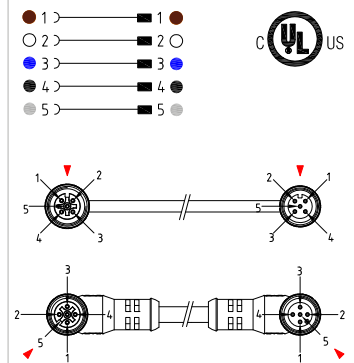
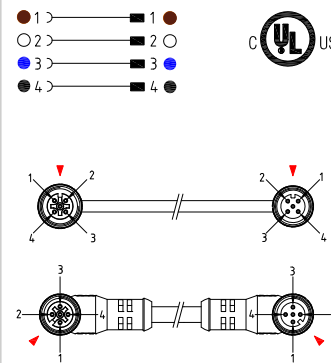
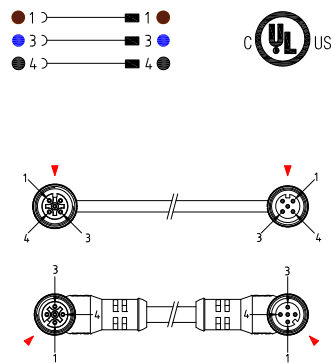
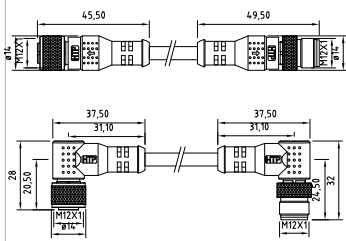
Moulded cable connectors - A-coded



Technical drawing			
<b>Product description</b>			
Connector type	Circular connector with moulded cable	Circular connector with moulded cable	
Conforms to	IEC 61076-2-101	IEC 61076-2-101	
Construction type	M12 A-Coded	M12 A-Coded	
Description	Extension M12-M12 connectors TOTALLY SHIELDED with moulded cable	Extension M12-M12 connectors TOTALLY SHIELDED with moulded cable	
Part number	<b>12FJ5F1Z12MJ</b> <b>12FV5F1Z12MV</b>	<b>12FJ8J1Z12MJ</b>	<b>12FV8J1Z12MV</b>
Housing type	180°-180°    90°-90°	180°-180°	90°-90°
Cable gland	Moulded cable	Moulded cable	
Contacts type	Female-Male	Female-Male	
Number of contacts	5poles	8poles	
Housing colour	Black	Black	
<b>Technical data</b>			
Type of termination	Contacts to crimp wires	Contacts to solder wires	
Contacts material	Brass + Gold flash	Brass + Gold flash	
Coupling nut type	Knurl round	Knurl round	
M12 coupling nut material	Brass + Nickel plated	Brass + Nickel plated	
M12 coupling nut torque	0.4 N*m	0.4 N*m	
Rated voltage	60V AC/DC	30V AC/DC	
Rated current	4A	2A	
O-ring material	NBR (on female connector)	NBR (on female connector)	
Cable type	PVC/PVC CEI2022	PVC/PVC CEI2022	
Cable jacket colour	Black	Black	
No. Conductors / Section	5x0.34mm <sup>2</sup>	8x0.25mm <sup>2</sup>	
Conductor colours	Brown; White; Blue; Black; Grey	White; Brown; Green; Yellow; Grey; Pink; Blue; Red	
Cable diameter	ø6mm (±0.3)	ø6.5mm (±0.3)	
Cable lenght	1m	1m	
<b>Packaging</b>			
Qty/Bag	1 pc / bag	1 pc / bag	
<b>Other accessories options</b>			
See accessories section			
<b>Notes:</b>			
Connectors available with different feautres:			
See the general features and codification scheme page			
See the cables list section			



**Technical drawing**



**Product description**

Connector type	Circular connector with moulded cable		Circular connector with moulded cable		Circular connector with moulded cable	
Conforms to	IEC 61076-2-101 / UL approved		IEC 61076-2-101 / UL approved		IEC 61076-2-101 / UL approved	
Construction type	M12 A-Coded		M12 A-Coded		M12 A-Coded	
Description	Extension M12-M12 connectors,UL approved, with moulded cable		Extension M12-M12 connectors,UL approved, with moulded cable		Extension M12-M12 connectors,UL approved, with moulded cable	
Part number	<b>12FD331Z12MD</b>	<b>12FA331Z12MA</b>	<b>12FD411Z12MD</b>	<b>12FA411Z12MA</b>	<b>12FD511Z12MD</b>	<b>12FA511Z12MA</b>
Housing type	180°-180°	90°-90°	180°-180°	90°-90°	180°-180°	90°-90°
Cable gland	Moulded cable		Moulded cable		Moulded cable	
Contacts type	Female-Male		Female-Male		Female-Male	
Number of contacts	3poles		4poles		5poles	
Housing colour	Black		Black		Black	

**Technical data**

Type of termination	Contacts to crimp wires		Contacts to crimp wires		Contacts to crimp wires	
Contacts material	Brass + Gold flash		Brass + Gold flash		Brass + Gold flash	
Coupling nut type	Knurl round		Knurl round		Knurl round	
M12 coupling nut material	Brass + Nickel plated		Brass + Nickel plated		Brass + Nickel plated	
M12 coupling nut torque	0.4 N*m		0.4 N*m		0.4 N*m	
Rated voltage	250V AC/DC		250V AC/DC		60V AC/DC	
Rated current	4A		4A		4A	
O-ring material	NBR (on female connector)		NBR (on female connector)		NBR (on female connector)	
Cable type	PVC/PVC ULstyle 21179		PVC/PVC ULstyle 21179		PVC/PVC ULstyle 21179	
Cable jacket colour	Black		Black		Black	
No. Conductors / Section	3xAWG22 (0.34mm <sup>2</sup> )		4xAWG22 (0.34mm <sup>2</sup> )		5xAWG22 (0.34mm <sup>2</sup> )	
Conductor colours	Brown; Blue; Black		Brown; White; Blue; Black		Brown; White; Blue; Black; Grey	
Cable diameter	ø4.8mm (±0.3)		ø5.2mm (±0.3)		ø5.8mm (±0.3)	
Cable length	1m		1m		1m	

**Packaging**

Qty/Bag	1 pc / bag	1 pc / bag	1 pc / bag	1 pc / bag	1 pc / bag	1 pc / bag
---------	------------	------------	------------	------------	------------	------------

**Other accessories options**

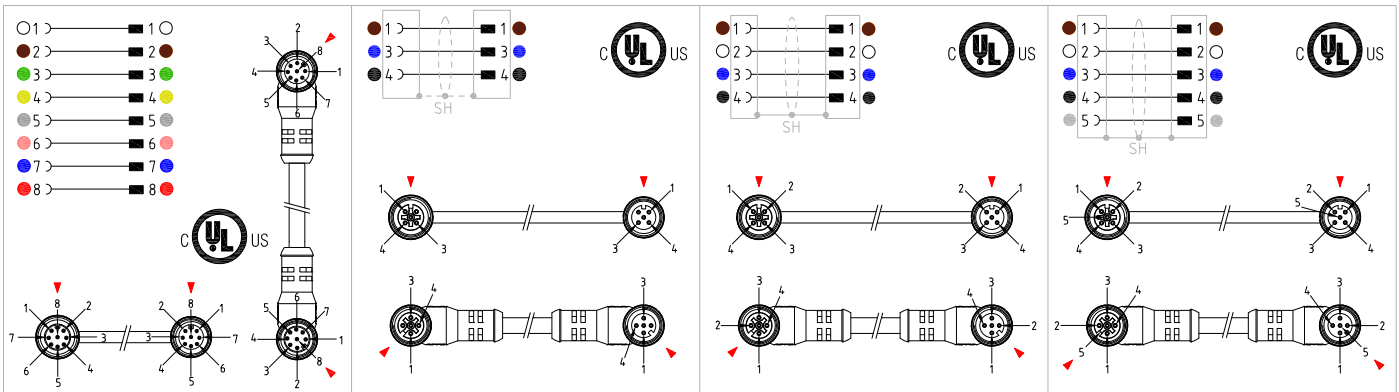
See accessories section

**Notes:**

Connectors available with different features:  
See the general features and codification scheme page  
See the cables list section

# M12 CIRCULAR CONNECTORS

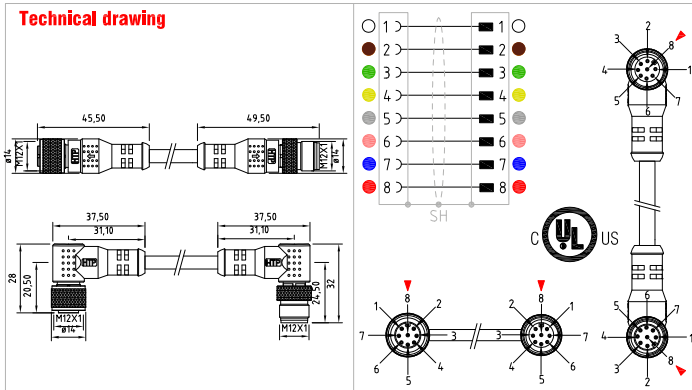
## Moulded cable connectors - A-coded



Product description							
Circular connector with moulded cable		Circular connector with moulded cable		Circular connector with moulded cable		Circular connector with moulded cable	
IEC 61076-2-101 / UL approved		IEC 61076-2-101 / UL approved		IEC 61076-2-101 / UL approved		M12 A-Coded	
M12 A-Coded		M12 A-Coded		M12 A-Coded		M12 A-Coded	
Extension M12-M12 connectors, UL approved, with moulded cable		Extension M12-M12 connectors, UL approved, TOTALLY SHIELDED with moulded cable		Extension M12-M12 connectors, UL approved, TOTALLY SHIELDED with moulded cable		Extension M12-M12 connectors, UL approved, TOTALLY SHIELDED with moulded cable	
<b>12FD8S1Z12MD</b>	<b>12FA8S1Z12MA</b>	<b>12FJ331Z12MJ</b>	<b>12FV331Z12MV</b>	<b>12FJ431Z12MJ</b>	<b>12FV431Z12MV</b>	<b>12FJ531Z12MJ</b>	<b>12FV531Z12MV</b>
180°-180°	90°-90°	180°-180°	90°-90°	180°-180°	90°-90°	180°-180°	90°-90°
Moulded cable		Moulded cable		Moulded cable		Moulded cable	
Female-Male		Female-Male		Female-Male		Female-Male	
8poles		3poles		4poles		5poles	
Black		Black		Black		Black	
Technical data							
Contacts to solder wires		Contacts to crimp wires		Contacts to crimp wires		Contacts to crimp wires	
Brass + Gold flash		Brass + Gold flash		Brass + Gold flash		Brass + Gold flash	
Knurl round		Knurl round		Knurl round		Knurl round	
Brass + Nickel plated		Brass + Nickel plated		Brass + Nickel plated		Brass + Nickel plated	
0.4 N*m		0.4 N*m		0.4 N*m		0.4 N*m	
30V AC/DC		250V AC/DC		250V AC/DC		60V AC/DC	
2A		4A		4A		4A	
NBR (on female connector)		NBR (on female connector)		NBR (on female connector)		NBR (on female connector)	
PVC/PVC ULstyle 21179		PVC/PVC ULstyle 21179 SHIELDED		PVC/PVC ULstyle 21179 SHIELDED		PVC/PVC ULstyle 21179 SHIELDED	
Black		Black		Black		Black	
8xAWG24 (0.25mm <sup>2</sup> )		3xAWG22 (0.34mm <sup>2</sup> )		4xAWG22 (0.34mm <sup>2</sup> )		5xAWG22 (0.34mm <sup>2</sup> )	
White;Brown;Green;Yellow;Grey;Pink;Blue;Red		Brown; Blue; Black		Brown; White; Blue; Black		Brown; White; Blue; Black; Grey	
ø6mm (±0.3)		ø6mm (±0.3)		ø5.5mm (±0.3)		ø6mm (±0.3)	
1m		1m		1m		1m	
Packaging							
1 pc / bag		1 pc / bag		1 pc / bag		1 pc / bag	
Other accessories options							
See accessories section							
Notes:							
Connectors available with different features: See the general features and codification scheme page See the cables list section							



**Technical drawing**



**Product description**

Connector type	Circular connector with moulded cable	
Conforms to		
Construction type	M12 A-Coded	
Description	Extension M12-M12 connectors, UL approved, TOTALLY SHIELDED with moulded cable	
Part number	<b>12FJ8P1Z12MJ-UL</b>	<b>12FV8P1Z12MV-UL</b>
Housing type	180°-180°	90°-90°
Cable gland	Moulded cable	
Contacts type	Female-Male	
Number of contacts	8poles	
Housing colour	Black	

**Technical data**

Type of termination	Contacts to solder wires	
Contacts material	Brass + Gold flash	
Coupling nut type	Knurl round	
M12 coupling nut material	Brass + Nickel plated	
M12 coupling nut torque	0.4 N*m	
Rated voltage	30V AC/DC	
Rated current	2A	
O-ring material	NBR (on female connector)	
Cable type	PVC/PVC ULstyle21179 SHIELDED	
Cable jacket colour	Black	
No. Conductors / Section	8xAWG24 (0.25mm <sup>2</sup> )	
Conductor colours	White;Brown;Green;Yellow;Grey;Pink;Blue;Red	
Cable diameter	ø n.a. (±0.3)	
Cable lenght	1m	

**Packaging**

Qty/Bag	1 pc / bag
---------	------------

**Other accessories options**

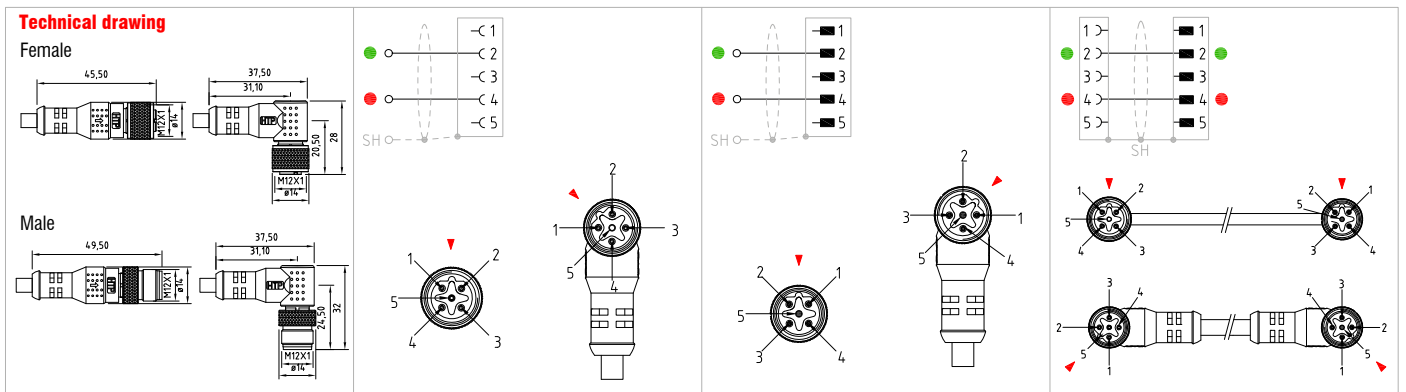
See accessories section

**Notes:**

Connectors available with different features:  
See the general features and codification scheme page  
See the cables list section

# M12 CIRCULAR CONNECTORS

## Moulded cable connectors - B-coded



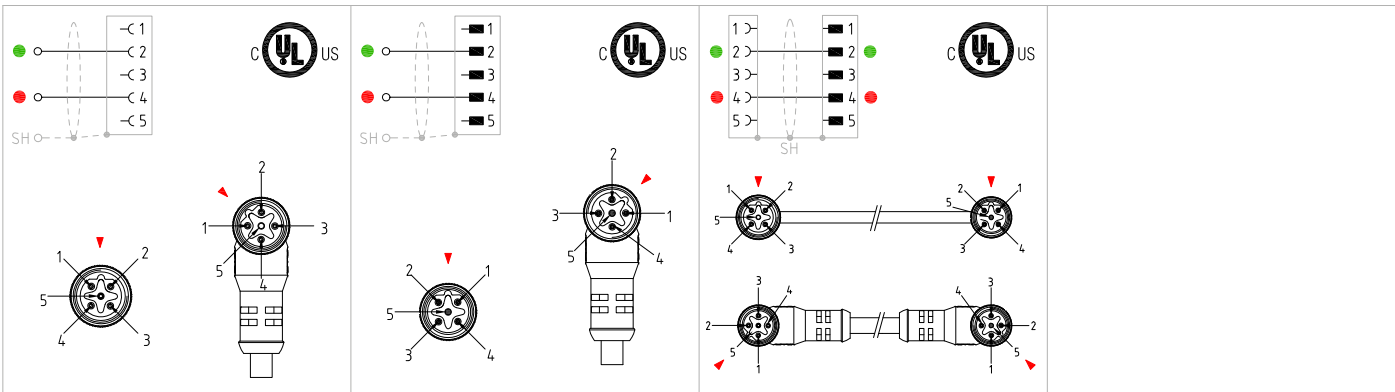
Product description							
Connector type	Circular connector with moulded cable		Circular connector with moulded cable		Circular connector with moulded cable		
Conforms to	IEC 61076-2-101		IEC 61076-2-101		IEC 61076-2-101		
Construction type	M12 B-Coded		M12 B-Coded		M12 B-Coded		
Description	Circular connector M12 series, B-coded, TOTALLY SHIELDED, with moulded cable		Circular connector M12 series, B-coded, TOTALLY SHIELDED, with moulded cable		Extension M12-M12 connectors, B-coded, TOTALLY SHIELDED, with moulded cable		
Part number	<b>B-12FJ5T1Z-K6-IS</b>	<b>B-12FV5T1Z-K6-IS</b>	<b>B-12MJ5T1Z-K6-IS</b>	<b>B-12MV5T1Z-K6-IS</b>	<b>B-12FJ5T1Z12MJ-K6-IS</b>	<b>B-12FV5T1Z12MV-K6-IS</b>	
Housing type	Straight 180° / Angled 90°		Straight 180° / Angled 90°		Straight 180° / Angled 90°		
Cable gland	Moulded cable		Moulded cable		Moulded cable		
Contacts type	Female		Male		Female-Male		
Number of contacts	5poles		5poles		5poles		
Housing colour	Black		Black		Black		

Technical data							
Type of termination	Contacts to crimp wires		Contacts to crimp wires		Contacts to crimp wires		
Contacts material	Brass+Gold flash		Brass+Gold flash		Brass+Gold flash		
Coupling nut type	Knurl round		Knurl round		Knurl round		
M12 coupling nut material	Brass+Nickel plated		Brass+Nickel plated		Brass+Nickel plated		
M12 coupling nut torque	0.4 N*m		0.4 N*m		0.4 N*m		
Rated voltage	60V AC/DC		60V AC/DC		60V AC/DC		
Rated current	4A		4A		4A		
O-ring material	NBR		-		NBR (on female connector)		
Cable type	PUR PROFIBUS UL444 SHIELDED HIGH FLEX		PUR PROFIBUS UL444 SHIELDED HIGH FLEX		PUR PROFIBUS UL444 SHIELDED HIGH FLEX		
Cable jacket colour	Violet RAL4001		Violet RAL4001		Violet RAL4001		
No. Conductors / Section	1x2xAWG24(0.25mm²)		1x2xAWG24(0.25mm²)		1x2xAWG24(0.25mm²)		
Conductor colours	Red; Green		Red; Green		Red; Green		
Cable diameter	ø8.2mm (±0.3)		ø8.2mm (±0.3)		ø8.2mm (±0.3)		
Cable length	1m		1m		1m		

Packaging							
Qty/Bag	1 pc / bag		1 pc / bag		1 pc / bag		

**Other accessories options**  
See accessories section

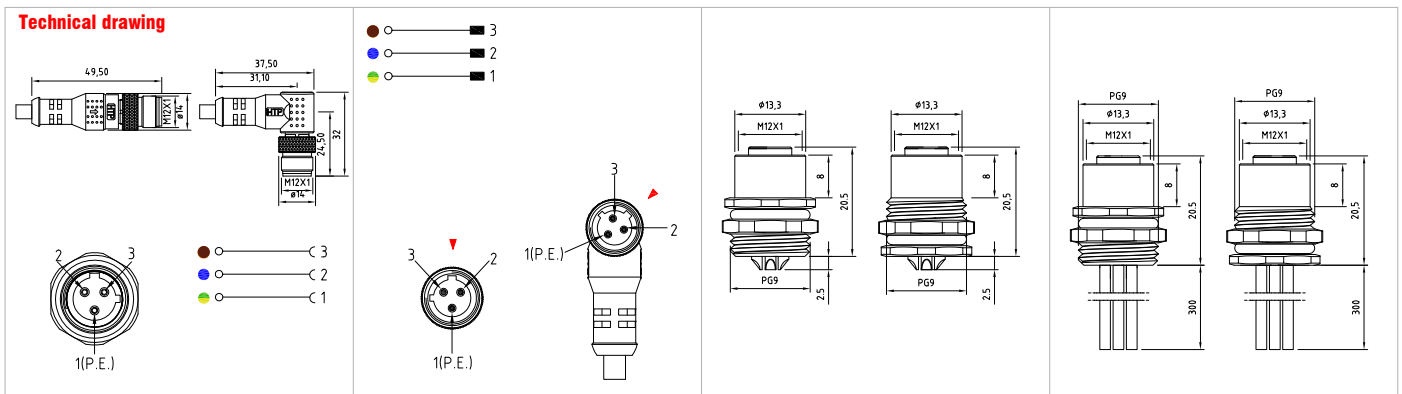
**Notes:**  
Connectors available with different feautres:  
See the general features and codification scheme page  
See the cables list section



<b>Product description</b>					
Circular connector with moulded cable		Circular connector with moulded cable		Circular connector with moulded cable	
IEC 61076-2-101 / UL approved		IEC 61076-2-101 / UL approved		IEC 61076-2-101 / UL approved	
M12 B-Coded		M12 B-Coded		M12 B-Coded	
Circular connector M12 series, B-coded, TOTALLY SHIELDED, with moulded cable		Circular connector M12 series, B-coded, TOTALLY SHIELDED, with moulded cable		Extension M12-M12 connectors, B-coded, TOTALLY SHIELDED, with moulded cable	
<b>B-12FJ5T1Z-K6-UL</b>	<b>B-12FV5T1Z-K6-UL</b>	<b>B-12MJ5T1Z-K6-UL</b>	<b>B-12MV5T1Z-K6-UL</b>	<b>B-12FJ5T1Z12MJ-K6-UL</b>	<b>B-12FV5T1Z12MV-K6-UL</b>
Straight 180°	Angled 90°	Straight 180°	Angled 90°	Straight 180°	Angled 90°
Moulded cable		Moulded cable		Moulded cable	
Female		Male		Female-Male	
5poles		5poles		5poles	
Black		Black		Black	
<b>Technical data</b>					
Contacts to crimp wires		Contacts to crimp wires		Contacts to crimp wires	
Brass + Gold flash		Brass + Gold flash		Brass + Gold flash	
Knurl round		Knurl round		Knurl round	
Brass + Nickel plated		Brass + Nickel plated		Brass + Nickel plated	
0.4 N*m		0.4 N*m		0.4 N*m	
60V AC/DC		60V AC/DC		60V AC/DC	
4A		4A		4A	
NBR		-		NBR (on female connector)	
PUR PROFIBUS UL444 SHIELDED HIGH FLEX		PUR PROFIBUS UL444 SHIELDED HIGH FLEX		PUR PROFIBUS UL444 SHIELDED HIGH FLEX	
Violet RAL4001		Violet RAL4001		Violet RAL4001	
1x2xAWG24(0.25mm <sup>2</sup> )		1x2xAWG24(0.25mm <sup>2</sup> )		1x2xAWG24(0.25mm <sup>2</sup> )	
Red; Green		Red; Green		Red; Green	
ø8.2mm (±0.3)		ø8.2mm (±0.3)		ø8.2mm (±0.3)	
1m		1m		1m	
<b>Packaging</b>					
1 pc / bag		1 pc / bag		1 pc / bag	
<b>Other accessories options</b>					
See accessories section					
<b>Notes:</b>					
Connectors available with different features: See the general features and codification scheme page See the cables list section					

# M12 CIRCULAR CONNECTORS

Moulded cable connectors - C-coded /  
Panel mount connectors C-coded



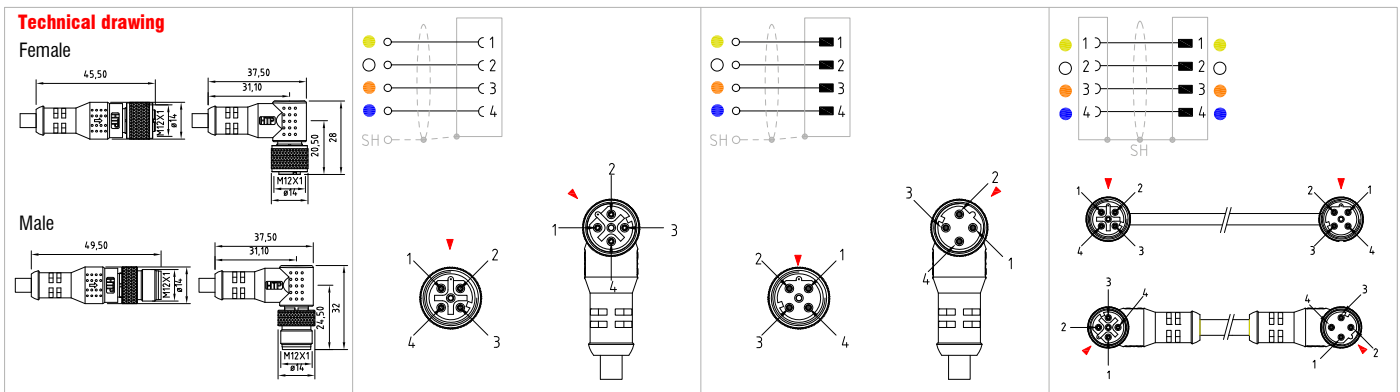
<b>Product description</b>						
Connector type	Circular connector with moulded cable		Circular connector panel mount		Circular connector panel mount	
Conforms to	IEC 61076-2-101		IEC 61076-2-101		IEC 61076-2-101	
Construction type	M12 C-Coded		M12 C-Coded		M12 C-Coded	
Description	Circular connector M12 series,C-coded, with moulded cable		Circular connector M12 series,C-coded, panel mount		Circular connector M12 series,C-coded, panel mount,with PVC soldered wires.	
Part number	<b>C-12MD3011Z</b>	<b>C-12MA3011Z</b>	<b>C-12FP3000-PG9</b>	<b>C-12FR3000-PG9</b>	<b>C-12FP3010C-PG9</b>	<b>C-12FR3010C-PG9</b>
Housing type	Straight 180° / Angled 90°		Frontal panel side	Back panel side	Frontal panel side	Back panel side
Cable gland	Moulded cable		PG9 (fixing thread)		PG9 (fixing thread)	
Contacts type	Male		Female		Female	
Number of contacts	3poles		3poles		3poles	
Housing colour	Black		-		-	

<b>Technical data</b>			
Type of termination	Contacts to crimp wires		Contacts to solder wires
Contacts material	Brass + Gold flash		Brass + Gold flash
Coupling nut type	Knurl round		Brass + Nickel plated
M12 coupling nut material	Brass + Nickel plated		Brass + Nickel plated (SW17)
M12 coupling nut torque	0.4 N*m		0.4 N*m
Rated voltage	250V AC/DC		250V AC / DC
Rated current	4A		4A
O-ring material	-		NBR
Cable type	PVC/PVC CEI2022		-
Cable jacket colour	Black		-
No. Conductors / Section	3x0.5mm <sup>2</sup>		3 x 0.5mm <sup>2</sup>
Conductor colours	Brown; Blue; Yellow/Green		Brown; Blue; Yellow/Green
Cable diameter	ø5mm (±0.3)		-
Cable length	1m		0.3m

<b>Packaging</b>			
Qty/Bag	1 pc / bag		Not defined
			Not defined

**Other accessories options**  
See accessories section

**Notes:**  
Connectors available with different features:  
See the general features and codification scheme page  
See the cables list section



### Product description

Connector type	Circular connector with moulded cable		Circular connector with moulded cable		Circular connector with moulded cable	
Conforms to	IEC 61076-2-101		IEC 61076-2-101		IEC 61076-2-101	
Construction type	M12 D-Coded		M12 D-Coded		M12 D-Coded	
Description	Circular connector M12 series, D-coded, TOTALLY SHIELDED, with moulded cable		Circular connector M12 series, D-coded, TOTALLY SHIELDED, with moulded cable		Extension M12-M12 connectors, D-coded, TOTALLY SHIELDED, with moulded cable	
Part number	<b>D-12FJ4401Z-K6-IS</b>	<b>D-12FV4401Z-K6-IS</b>	<b>D-12MJ4401Z-K6-IS</b>	<b>D-12MV4401Z-K6-IS</b>	<b>D-12MJ4401Z12FJ-K6-IS</b>	<b>D-12MV4401Z12FV-K6-IS</b>
Housing type	Straight 180°    Angled 90°		Straight 180°    Angled 90°		Straight 180°    Angled 90°	
Cable gland	Moulded cable		Moulded cable		Moulded cable	
Contacts type	Female		Male		Female-Male	
Number of contacts	4poles		4poles		4poles	
Housing colour	Black		Black		Black	

### Technical data

Type of termination	Contacts to crimp wires		Contacts to crimp wires		Contacts to crimp wires	
Contacts material	Brass + Gold flash		Brass + Gold flash		Brass + Gold flash	
Coupling nut type	Knurl round		Knurl round		Knurl round	
M12 coupling nut material	Brass + Nickel plated		Brass + Nickel plated		Brass + Nickel plated	
M12 coupling nut torque	0.4 N*m		0.4 N*m		0.4 N*m	
Rated voltage	250V AC/DC		250V AC/DC		250V AC/DC	
Rated current	4A		4A		4A	
O-ring material	NBR		-		NBR (on female connector)	
Cable type	PUR CAT.5E UL21576 SHIELDED HIGH FLEX		PUR CAT.5E UL21576 SHIELDED HIGH FLEX		PUR CAT.5E UL21576 SHIELDED HIGH FLEX	
Cable jacket colour	Green RAL6018		Green RAL6018		Green RAL6018	
No. Conductors / Section	1x4xAWG22(0.34mm <sup>2</sup> )		1x4xAWG22(0.34mm <sup>2</sup> )		1x4xAWG22(0.34mm <sup>2</sup> )	
Conductor colours	Yellow; White; Orange; Blue		Yellow; White; Orange; Blue		Yellow; White; Orange; Blue	
Cable diameter	ø6.7mm (±0.3)		ø6.7mm (±0.3)		ø6.7mm (±0.3)	
Cable length	1m		1m		1m	

### Packaging

Qty/Bag	1 pc / bag	1 pc / bag	1 pc / bag
---------	------------	------------	------------

### Other accessories options

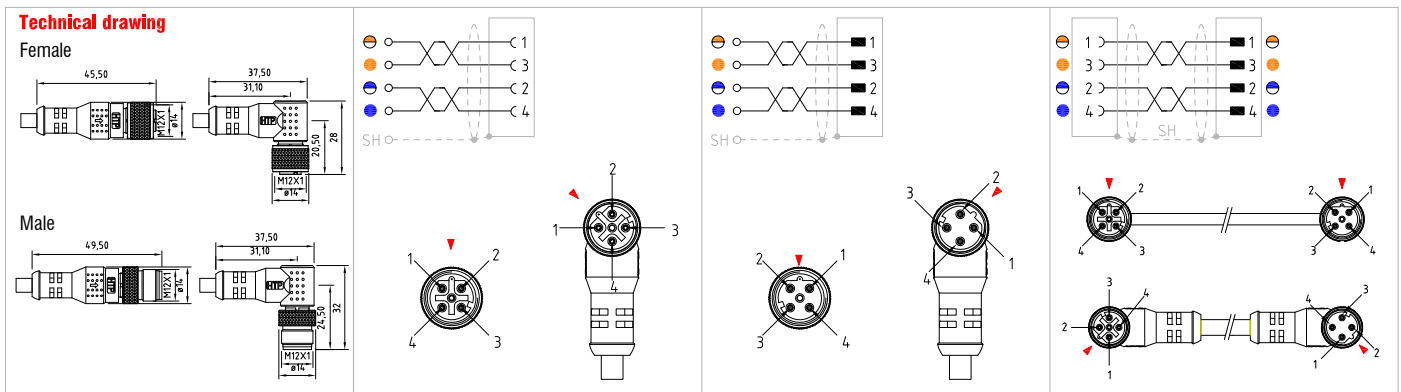
See accessories section

### Note:

Connectors available with different features:  
 See the general features and codification scheme page  
 See the cables list section

# M12 CIRCULAR CONNECTORS

Moulded cable connectors - D-coded



<b>Product description</b>							
Connector type	Circular connector with moulded cable		Circular connector with moulded cable		Circular connector with moulded cable		
Conforms to	IEC 61076-2-101 / UL approved		IEC 61076-2-101 / UL approved		IEC 61076-2-101 / UL approved		
Construction type	M12 D-Coded		M12 D-Coded		M12 D-Coded		
Description	Circular connector M12 series,D-coded,UL, TOTALLY SHIELDED,with moulded cable		Circular connector M12 series,D-coded,UL, TOTALLY SHIELDED,with moulded cable		Extension M12-M12 connectors,D-coded,UL, TOTALLY SHIELDED,with moulded cable		
Part number	<b>D-12FJ4661Z-K6-UL</b>	<b>D-12FV4661Z-K6-UL</b>	<b>D-12MJ4661Z-K6-UL</b>	<b>D-12MV4661Z-K6-UL</b>	<b>D-12FJ4661Z12MJ-UL</b>	<b>D-12FV4661Z12MV-UL</b>	
Housing type	Straight 180°    Angled 90°		Straight 180°    Angled 90°		Straight 180°    Angled 90°		
Cable gland	Moulded cable		Moulded cable		Moulded cable		
Contacts type	Female		Male		Female-Male		
Number of contacts	4poles		4poles		4poles		
Housing colour	Black		Black		Black		

<b>Technical data</b>							
Type of termination	Contacts to crimp wires		Contacts to crimp wires		Contacts to crimp wires		
Contacts material	Brass+Gold flash		Brass+Gold flash		Brass+Gold flash		
Coupling nut type	Knurl round		Knurl round		Knurl round		
M12 coupling nut material	Brass+Nickel plated		Brass+Nickel plated		Brass+Nickel plated		
M12 coupling nut torque	0.4 N*m		0.4 N*m		0.4 N*m		
Rated voltage	250V AC/DC		250V AC/DC		250V AC/DC		
Rated current	4A		4A		4A		
O-ring material	NBR		-		NBR (on female connector)		
Cable type	PUR CAT.5E UL21576 SHIELDED HIGH FLEX		PUR CAT.5E UL21576 SHIELDED HIGH FLEX		PUR CAT.5E UL21576 SHIELDED HIGH FLEX		
Cable jacket colour	Green RAL6016		Green RAL6016		Green RAL6016		
No. Conductors / Section	2x2xAWG24(0.25mm²)		2x2xAWG24(0.25mm²)		2x2xAWG24(0.25mm²)		
Conductor colours	Orange; White/Orange; Blue; White/Blue		Orange; White/Orange; Blue; White/Blue		Orange; White/Orange; Blue; White/Blue		
Cable diameter	ø6mm (±0.3)		ø6mm (±0.3)		ø6mm (±0.3)		
Cable lenght	1m		1m		1m		

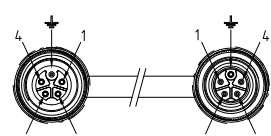
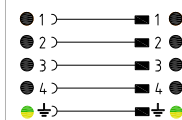
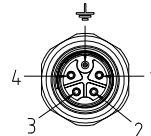

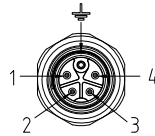
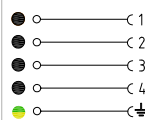
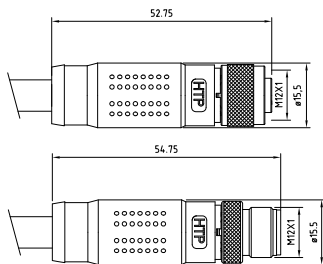
<b>Packaging</b>							
Qty/Bag	1 pc / bag		1 pc / bag		1 pc / bag		

**Other accessories options**  
See accessories section

**Note:**  
Connectors available with different feautres:  
See the general features and codification scheme page  
See the cables list section



### Technical drawing



### Product description

Connector type	Circular connector with moulded cable	Circular connector with moulded cable	Circular connector with moulded cable
Conforms to	IEC 61076-2-111	IEC 61076-2-111	IEC 61076-2-111
Construction type	M12 K-Coded	M12 K-Coded	M12 K-Coded
Description	Circular connector M12 series, K-coded, with moulded cable	Circular connector M12 series, K-coded, with moulded cable	Extension M12-M12 connectors, K-coded, with moulded cable
Part number	<b>K-12FD5461Z</b>	<b>K-12MD5461Z</b>	<b>K-12FD5461Z12MD</b>
Housing type	Straight 180°	Straight 180°	180°-180°
Cable gland	Moulded cable	Moulded cable	Moulded cable
Contacts type	Female	Male	Female-Male
Number of contacts	4poles + P.E.	4poles + P.E.	4poles + P.E.
Housing colour	Black	Black	Black

### Technical data

Type of termination	Contacts to solder wires	Contacts to solder wires	Contacts to solder wires
Contacts material	Brass + Gold flash	Brass + Gold flash	Brass + Gold flash
Coupling nut type	Knurl round	Knurl round	Knurl round
M12 coupling nut material	Brass + Nickel plated	Brass + Nickel plated	Brass + Nickel plated
M12 coupling nut torque	0.4 N*m	0.4 N*m	0.4 N*m
Rated voltage	630V AC	630V AC	630V AC
Rated current	12A	12A	12A
O-ring material	NBR	-	NBR (on female connector)
Cable type	PVC/PVC CEI2022	PVC/PVC CEI2022	PVC/PVC CEI2022
Cable jacket colour	Black	Black	Black
No. Conductors / Section	5G1.5mm <sup>2</sup>	5G1.5mm <sup>2</sup>	5G1.5mm <sup>2</sup>
Conductor colours	Bk 1; Bk 2; Bk 3; Bk 4; Yellow/Green;	Bk 1; Bk 2; Bk 3; Bk 4; Yellow/Green;	Bk 1; Bk 2; Bk 3; Bk 4; Yellow/Green;
Cable diameter	ø10mm (±0.3)	ø10mm (±0.3)	ø10mm (±0.3)
Cable length	1m	1m	1m

### Packaging

Qty/Bag	1 pc / bag	1 pc / bag	1 pc / bag
---------	------------	------------	------------

### Other accessories options

See accessories section

### Notes:

Connectors available with different features:  
See the general features and codification scheme page  
See the cables list section

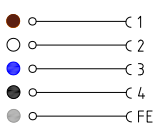
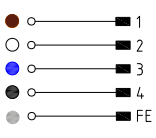
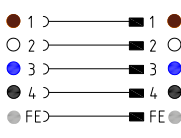
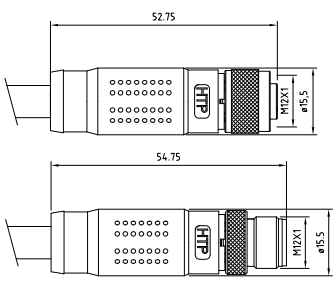
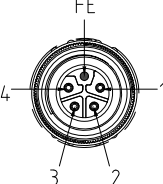
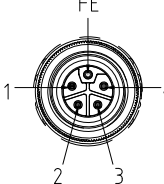
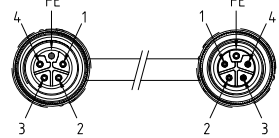
# M12 CIRCULAR CONNECTORS

Moulded cable connectors - K-coded



Technical drawing				
<b>Product description</b>				
Connector type	Circular connector with moulded cable	Circular connector with moulded cable	Circular connector with moulded cable	Circular connector with moulded cable
Conforms to	IEC 61076-2-111	IEC 61076-2-111	IEC 61076-2-111	IEC 61076-2-111
Construction type	M12 K-Coded	M12 K-Coded	M12 K-Coded	M12 K-Coded
Description	Circular connector M12 series, K-coded, TOTALLY SHIELDED with moulded cable	Circular connector M12 series, K-coded, TOTALLY SHIELDED with moulded cable	Circular connector M12 series, K-coded, TOTALLY SHIELDED with moulded cable	Extension M12-M12 connectors, K-coded, TOTALLY SHIELDED with moulded cable
Part number	<b>K-12FJ5351Z-K6-IS</b>	<b>K-12MJ5351Z-K6-IS</b>	<b>K-12FJ5351Z12MJ</b>	
Housing type	Straight 180°	Straight 180°	180°-180°	
Cable gland	Moulded cable	Moulded cable	Moulded cable	
Contacts type	Female	Male	Female-Male	
Number of contacts	4poles + P.E.	4poles + P.E.	4poles + P.E.	
Housing colour	Black	Black	Black	
<b>Technical data</b>				
Type of termination	Contacts to solder wires	Contacts to solder wires	Contacts to solder wires	
Contacts material	Brass+Gold flash	Brass+Gold flash	Brass+Gold flash	
Coupling nut type	Knurl round	Knurl round	Knurl round	
M12 coupling nut material	Brass+Nickel plated	Brass+Nickel plated	Brass+Nickel plated	
M12 coupling nut torque	0.4 N*m	0.4 N*m	0.4 N*m	
Rated voltage	630V AC	630V AC	630V AC	
Rated current	12A	12A	12A	
O-ring material	NBR	-	NBR (on female connector)	
Cable type	PVC/PVC CEI2022 SHIELDED	PVC/PVC CEI2022 SHIELDED	PVC/PVC CEI2022 SHIELDED	
Cable jacket colour	Black	Black	Black	
No. Conductors / Section	5G1.5mm <sup>2</sup>	5G1.5mm <sup>2</sup>	5G1.5mm <sup>2</sup>	
Conductor colours	Bk 1; Bk 2; Bk 3; Bk 4; Yellow/Green;	Bk 1; Bk 2; Bk 3; Bk 4; Yellow/Green;	Bk 1; Bk 2; Bk 3; Bk 4; Yellow/Green;	
Cable diameter	ø10.4mm (±0.3)	ø10.4mm (±0.3)	ø10.4mm (±0.3)	
Cable length	1m	1m	1m	
<b>Packaging</b>				
Qty/Bag	1 pc / bag	1 pc / bag	1 pc / bag	
<b>Other accessories options</b>				
See accessories section				
<b>Notes:</b>				
Connectors available with different features: See the general features and codification scheme page See the cables list section				



<b>Technical drawing</b>				
				
<b>Product description</b>				
Connector type	Circular connector with moulded cable	Circular connector with moulded cable	Circular connector with moulded cable	Circular connector with moulded cable
Conforms to	IEC 61076-2-111	IEC 61076-2-111	IEC 61076-2-111	IEC 61076-2-111
Construction type	M12 L-Coded	M12 L-Coded	M12 L-Coded	M12 L-Coded
Description	Circular connector M12 series,L-coded, with moulded cable	Circular connector M12 series,L-coded, with moulded cable	Circular connector M12 series,L-coded, with moulded cable	Extension M12-M12 connectors,L-coded, with moulded cable
Part number	<b>L-12FD5731Z</b>	<b>L-12MD5731Z</b>	<b>L-12MD5731Z</b>	<b>L-12FD5731Z12MD</b>
Housing type	Straight 180°	Straight 180°	Straight 180°	180°-180°
Cable gland	Moulded cable	Moulded cable	Moulded cable	Moulded cable
Contacts type	Female	Male	Female-Male	Female-Male
Number of contacts	4poles + F.E.	4poles + F.E.	4poles + F.E.	4poles + F.E.
Housing colour	Black	Black	Black	Black
<b>Technical data</b>				
Type of termination	Contacts to solder wires	Contacts to solder wires	Contacts to solder wires	Contacts to solder wires
Contacts material	Brass+Gold flash	Brass+Gold flash	Brass+Gold flash	Brass+Gold flash
Coupling nut type	Knurl round	Knurl round	Knurl round	Knurl round
M12 coupling nut material	Brass + Nickel plated	Brass + Nickel plated	Brass + Nickel plated	Brass + Nickel plated
M12 coupling nut torque	0.4 N*m	0.4 N*m	0.4 N*m	0.4 N*m
Rated voltage	63V DC	63V DC	63V DC	63V DC
Rated current	16A	16A	16A	16A
O-ring material	NBR	-	-	NBR (on female connector)
Cable type	PVC/PVC CEI2022	PVC/PVC CEI2022	PVC/PVC CEI2022	PVC/PVC CEI2022
Cable jacket colour	Black	Black	Black	Black
No. Conductors / Section	5x1.5mm <sup>2</sup>	5x1.5mm <sup>2</sup>	5x1.5mm <sup>2</sup>	5x1.5mm <sup>2</sup>
Conductor colours	Brown; White; Blue; Black; Grey;	Brown; White; Blue; Black; Grey;	Brown; White; Blue; Black; Grey;	Brown; White; Blue; Black; Grey;
Cable diameter	ø10mm (±0.3)	ø10mm (±0.3)	ø10mm (±0.3)	ø10mm (±0.3)
Cable length	1m	1m	1m	1m
<b>Packaging</b>				
Qty/Bag	1 pc / bag	1 pc / bag	1 pc / bag	1 pc / bag
<b>Other accessories options</b>				
See accessories section				
<b>Notes:</b>				
Connectors available with different features: See the general features and codification scheme page See the cables list section				

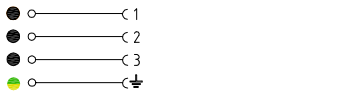

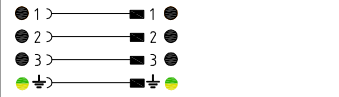
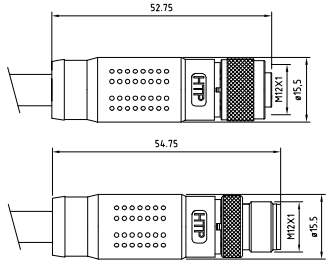
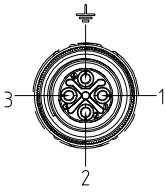
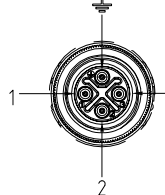
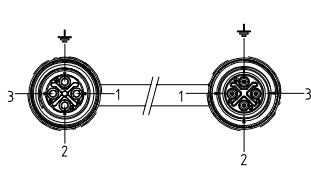
# M12 CIRCULAR CONNECTORS

## Moulded cable connectors - L-coded



<b>Technical drawing</b>			
<b>Product description</b>			
Connector type	Circular connector with moulded cable	Circular connector with moulded cable	Circular connector with moulded cable
Conforms to	IEC 61076-2-111	IEC 61076-2-111	IEC 61076-2-111
Construction type	M12 L-Coded	M12 L-Coded	M12 L-Coded
Description	Circular connector M12 series, L-coded, TOTALLY SHIELDED with moulded cable	Circular connector M12 series, L-coded, TOTALLY SHIELDED with moulded cable	Extension M12-M12 connectors, L-coded, TOTALLY SHIELDED with moulded cable
Part number	<b>L-12FJ5701Z-K6-IS</b>	<b>L-12MJ5701Z-K6-IS</b>	<b>L-12FJ5701Z12MJ</b>
Housing type	Straight 180°	Straight 180°	180°-180°
Cable gland	Moulded cable	Moulded cable	Moulded cable
Contacts type	Female	Male	Female-Male
Number of contacts	4poles + F.E.	4poles + F.E.	4poles + F.E.
Housing colour	Black	Black	Black
<b>Technical data</b>			
Type of termination	Contacts to solder wires	Contacts to solder wires	Contacts to solder wires
Contacts material	Brass + Gold flash	Brass + Gold flash	Brass + Gold flash
Coupling nut type	Knurl round	Knurl round	Knurl round
M12 coupling nut material	Brass + Nickel plated	Brass + Nickel plated	Brass + Nickel plated
M12 coupling nut torque	0.4 N*m	0.4 N*m	0.4 N*m
Rated voltage	63V DC	63V DC	63V DC
Rated current	16A	16A	16A
O-ring material	NBR	-	NBR (on female connector)
Cable type	PVC/PVC CEI2022 SHIELDED	PVC/PVC CEI2022 SHIELDED	PVC/PVC CEI2022 SHIELDED
Cable jacket colour	Black	Black	Black
No. Conductors / Section	5x1.5mm <sup>2</sup>	5x1.5mm <sup>2</sup>	5x1.5mm <sup>2</sup>
Conductor colours	Brown; White; Blue; Black; Grey;	Brown; White; Blue; Black; Grey;	Brown; White; Blue; Black; Grey;
Cable diameter	ø10.4mm (±0.3)	ø10.4mm (±0.3)	ø10.4mm (±0.3)
Cable length	1m	1m	1m
<b>Packaging</b>			
Qty/Bag	1 pc / bag	1 pc / bag	1 pc / bag
<b>Other accessories options</b>			
See accessories section			
<b>Notes:</b>			
Connectors available with different features: See the general features and codification scheme page See the cables list section			



<b>Technical drawing</b>				
				
<b>Product description</b>				
Connector type	Circular connector with moulded cable	Circular connector with moulded cable	Circular connector with moulded cable	Circular connector with moulded cable
Conforms to	IEC 61076-2-111	IEC 61076-2-111	IEC 61076-2-111	IEC 61076-2-111
Construction type	M12 S-Coded	M12 S-Coded	M12 S-Coded	M12 S-Coded
Description	Circular connector M12 series, S-coded, with moulded cable	Circular connector M12 series, S-coded, with moulded cable	Circular connector M12 series, S-coded, with moulded cable	Extension M12-M12 connectors, S-coded, with moulded cable
Part number	<b>S-12FD4461Z</b>	<b>S-12MD4461Z</b>	<b>S-12MD4461Z12MD</b>	
Housing type	Straight 180°	Straight 180°	180°-180°	
Cable gland	Moulded cable	Moulded cable	Moulded cable	
Contacts type	Female	Male	Female-Male	
Number of contacts	3poles + P.E.	3poles + P.E.	3poles + P.E.	
Housing colour	Black	Black	Black	
<b>Technical data</b>				
Type of termination	Contacts to crimp wires	Contacts to crimp wires	Contacts to crimp wires	Contacts to crimp wires
Contacts material	Brass + Gold flash	Brass + Gold flash	Brass + Gold flash	Brass + Gold flash
Coupling nut type	Knurl round	Knurl round	Knurl round	Knurl round
M12 coupling nut material	Brass + Nickel plated	Brass + Nickel plated	Brass + Nickel plated	Brass + Nickel plated
M12 coupling nut torque	0.4 N*m	0.4 N*m	0.4 N*m	0.4 N*m
Rated voltage	630V AC	630V AC	630V AC	630V AC
Rated current	12A	12A	12A	12A
O-ring material	NBR	-	-	NBR (on female connector)
Cable type	PVC/PVC CEI2022	PVC/PVC CEI2022	PVC/PVC CEI2022	PVC/PVC CEI2022
Cable jacket colour	Black	Black	Black	Black
No. Conductors / Section	4G1.5mm <sup>2</sup>	4G1.5mm <sup>2</sup>	4G1.5mm <sup>2</sup>	4G1.5mm <sup>2</sup>
Conductor colours	Black 1; Black 2; Black 3; Yellow/Green;	Black 1; Black 2; Black 3; Yellow/Green;	Black 1; Black 2; Black 3; Yellow/Green;	Black 1; Black 2; Black 3; Yellow/Green;
Cable diameter	Ø10mm (±0.3)	Ø10mm (±0.3)	Ø10mm (±0.3)	Ø10mm (±0.3)
Cable length	1m	1m	1m	1m
<b>Packaging</b>				
Qty/Bag	1 pc / bag	1 pc / bag	1 pc / bag	1 pc / bag
<b>Other accessories options</b>				
See accessories section				
<b>Notes:</b>				
Connectors available with different features: See the general features and codification scheme page See the cables list section				

# M12 CIRCULAR CONNECTORS

## Moulded cable connectors - S-coded



<b>Technical drawing</b>				
<b>Product description</b>				
Connector type	Circular connector with moulded cable	Circular connector with moulded cable	Circular connector with moulded cable	Circular connector with moulded cable
Conforms to	IEC 61076-2-111	IEC 61076-2-111	IEC 61076-2-111	IEC 61076-2-111
Construction type	M12 S-Coded	M12 S-Coded	M12 S-Coded	M12 S-Coded
Description	Circular connector M12 series, S-coded, TOTALLY SHIELDED with moulded cable	Circular connector M12 series, S-coded, TOTALLY SHIELDED with moulded cable	Extension M12-M12 connectors, S-coded, TOTALLY SHIELDED with moulded cable	Extension M12-M12 connectors, S-coded, TOTALLY SHIELDED with moulded cable
Part number	<b>S-12FJ4351Z</b>	<b>S-12MJ4351Z</b>	<b>S-12FJ4351Z12MJ</b>	
Housing type	Straight 180°	Straight 180°	180°-180°	
Cable gland	Moulded cable	Moulded cable	Moulded cable	
Contacts type	Female	Male	Female-Male	
Number of contacts	3poles + P.E.	3poles + P.E.	3poles + P.E.	
Housing colour	Black	Black	Black	
<b>Technical data</b>				
Type of termination	Contacts to crimp wires	Contacts to crimp wires	Contacts to crimp wires	
Contacts material	Brass+Gold flash	Brass+Gold flash	Brass+Gold flash	
Coupling nut type	Knurl round	Knurl round	Knurl round	
M12 coupling nut material	Brass+Nickel plated	Brass+Nickel plated	Brass+Nickel plated	
M12 coupling nut torque	0.4 N*m	0.4 N*m	0.4 N*m	
Rated voltage	630V AC	630V AC	630V AC	
Rated current	12A	12A	12A	
O-ring material	NBR	-	NBR (on female connector)	
Cable type	PVC/PVC CEI2022 SHIELDED	PVC/PVC CEI2022 SHIELDED	PVC/PVC CEI2022 SHIELDED	
Cable jacket colour	Black	Black	Black	
No. Conductors / Section	4G1.5mm <sup>2</sup>	4G1.5mm <sup>2</sup>	4G1.5mm <sup>2</sup>	
Conductor colours	Black 1; Black 2; Black 3; Yellow/Green;	Black 1; Black 2; Black 3; Yellow/Green;	Black 1; Black 2; Black 3; Yellow/Green;	
Cable diameter	ø10mm (±0.3)	ø10mm (±0.3)	ø10mm (±0.3)	
Cable length	1m	1m	1m	
<b>Packaging</b>				
Qty/Bag	1 pc / bag	1 pc / bag	1 pc / bag	
<b>Other accessories options</b>				
See accessories section				
<b>Notes:</b>				
Connectors available with different features: See the general features and codification scheme page See the cables list section				



Technical drawing	● ○ — 1 ● ○ — 2 ● ○ — 3 ● ○ — ⚡	● ○ — 1 ● ○ — 2 ● ○ — 3 ● ○ — ⚡	● ○ — 1 ● ○ — 2 ● ○ — 3 ● ○ — ⚡

### Product description

Connector type	Circular connector with moulded cable	Circular connector with moulded cable	Circular connector with moulded cable
Conforms to	IEC 61076-2-111 / UL approved	IEC 61076-2-111 / UL approved	IEC 61076-2-111 / UL approved
Construction type	M12 S-Coded	M12 S-Coded	M12 S-Coded
Description	Circular connector M12 series, S-coded, UL approved, with moulded cable	Circular connector M12 series, S-coded, UL approved, with moulded cable	Extension M12-M12 connectors, S-coded, UL approved, with moulded cable
Part number	<b>S-12FD4811Z-K6-UL</b>	<b>S-12MD4811Z-K6-UL</b>	<b>S-12FD4811Z12MD-UL</b>
Housing type	Straight 180°	Straight 180°	180°-180°
Cable gland	Moulded cable	Moulded cable	Moulded cable
Contacts type	Female	Male	Female-Male
Number of contacts	3poles + P.E.	3poles + P.E.	3poles + P.E.
Housing colour	Black	Black	Black

### Technical data

Type of termination	Contacts to crimp wires	Contacts to crimp wires	Contacts to crimp wires
Contacts material	Brass + Gold flash	Brass + Gold flash	Brass + Gold flash
Coupling nut type	Knurl round	Knurl round	Knurl round
M12 coupling nut material	Brass + Nickel plated	Brass + Nickel plated	Brass + Nickel plated
M12 coupling nut torque	0.4 N*m	0.4 N*m	0.4 N*m
Rated voltage	630V AC	630V AC	630V AC
Rated current	12A	12A	12A
O-ring material	NBR	-	NBR (on female connector)
Cable type	PVC/PVC ULstyle 20234 SHIELDED high flex	PVC/PVC ULstyle 20234 SHIELDED high flex	PVC/PVC ULstyle 20234 SHIELDED high flex
Cable jacket colour	Orange RAL2003	Orange RAL2003	Orange RAL2003
No. Conductors / Section	4GAWG16	4GAWG16	4GAWG16
Conductor colours	Black 1; Black 2; Black 3; Yellow/Green;	Black 1; Black 2; Black 3; Yellow/Green;	Black 1; Black 2; Black 3; Yellow/Green;
Cable diameter	ø8,6mm (±0.3)	ø8,6mm (±0.3)	ø8,6mm (±0.3)
Cable length	1m	1m	1m

### Packaging

Qty/Bag	1 pc / bag	1 pc / bag	1 pc / bag
---------	------------	------------	------------

### Other accessories options

See accessories section

### Notes:

Connectors available with different features:  
See the general features and codification scheme page  
See the cables list section

# M12 CIRCULAR CONNECTORS

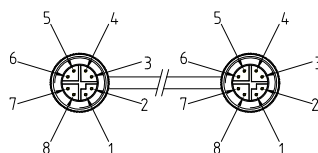
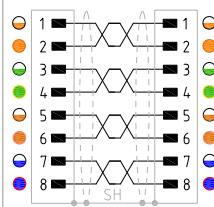
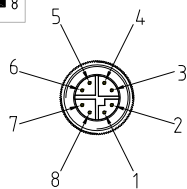
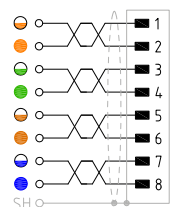
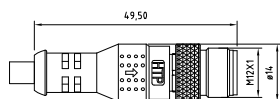
Moulded cable connectors - S-coded



Technical drawing				
<b>Product description</b>				
Connector type	Circular connector with moulded cable	Circular connector with moulded cable	Circular connector with moulded cable	Circular connector with moulded cable
Conforms to	IEC 61076-2-111 / UL approved	IEC 61076-2-111 / UL approved	IEC 61076-2-111 / UL approved	IEC 61076-2-111 / UL approved
Construction type	M12 S-Coded	M12 S-Coded	M12 S-Coded	M12 S-Coded
Description	Circular connector M12 series, S-coded, UL, TOTALLY SHIELDED with moulded cable	Circular connector M12 series, S-coded, UL, TOTALLY SHIELDED with moulded cable	Extension M12-M12 connectors, S-coded, UL, TOTALLY SHIELDED with moulded cable	Extension M12-M12 connectors, S-coded, UL, TOTALLY SHIELDED with moulded cable
Part number	<b>S-12FJ4811Z-K6-UL</b>	<b>S-12MJ4811Z-K6-UL</b>	<b>S-12FJ4811Z12MD-UL</b>	
Housing type	Straight 180°	Straight 180°	180°-180°	
Cable gland	Moulded cable	Moulded cable	Moulded cable	
Contacts type	Female	Male	Female-Male	
Number of contacts	3poles + P.E.	3poles + P.E.	3poles + P.E.	
Housing colour	Black	Black	Black	
<b>Technical data</b>				
Type of termination	Contacts to crimp wires	Contacts to crimp wires	Contacts to crimp wires	
Contacts material	Brass+Gold flash	Brass+Gold flash	Brass+Gold flash	
Coupling nut type	Knurl round	Knurl round	Knurl round	
M12 coupling nut material	Brass+Nickel plated	Brass+Nickel plated	Brass+Nickel plated	
M12 coupling nut torque	0.4 N*m	0.4 N*m	0.4 N*m	
Rated voltage	630V AC	630V AC	630V AC	
Rated current	12A	12A	12A	
O-ring material	NBR	-	NBR (on female connector)	
Cable type	PVC/PVC ULstyle 20234 SHIELDED	PVC/PVC ULstyle 20234 SHIELDED	PVC/PVC ULstyle 20234 SHIELDED	
Cable jacket colour	Orange RAL2003	Orange RAL2003	Orange RAL2003	
No. Conductors / Section	4G1.5mm <sup>2</sup>	4G1.5mm <sup>2</sup>	4G1.5mm <sup>2</sup>	
Conductor colours	Black 1; Black 2; Black 3; Yellow/Green;	Black 1; Black 2; Black 3; Yellow/Green;	Black 1; Black 2; Black 3; Yellow/Green;	
Cable diameter	ø8.6mm (±0.3)	ø8.6mm (±0.3)	ø8.6mm (±0.3)	
Cable length	1m	1m	1m	
<b>Packaging</b>				
Qty/Bag	1 pc / bag	1 pc / bag	1 pc / bag	
<b>Other accessories options</b>				
See accessories section				
<b>Notes:</b>				
Connectors available with different features: See the general features and codification scheme page See the cables list section				



**Technical drawing**



**Product description**

Connector type	Circular connector with moulded cable	Circular connector with moulded cable
Conforms to	IEC 61076-2-101	IEC 61076-2-101
Construction type	M12 X-Coded	M12 X-Coded
Description	Circular connector M12 series, X-coded, TOTALLY SHIELDED with moulded cable	Extension M12-M12 connectors, X-coded, TOTALLY SHIELDED with moulded cable
Part number	<b>X-12MJ8711Z-K6-IS</b>	<b>X-12MJ871Z12MJ-K6-IS</b>
Housing type	Straight 180°	180°-180°
Cable gland	Moulded cable	Moulded cable
Contacts type	Male	Male-Male
Number of contacts	8poles	8poles
Housing colour	Black	Black

**Technical data**

Type of termination	Contacts to crimp wires	Contacts to crimp wires
Contacts material	Brass + Gold flash	Brass + Gold flash
Coupling nut type	Knurl round	Knurl round
M12 coupling nut material	Brass + Nickel plated	Brass + Nickel plated
M12 coupling nut torque	0.4 N*m	0.4 N*m
Rated voltage	48V AC/DC	48V AC/DC
Rated current	0.5A	0.5A
O-ring material	-	-
Cable type	PUR/TPO ULStyle20236 high flex SHIELDED	PUR/TPO ULStyle20236 high flex SHIELDED
Cable jacket colour	Green RAL6016	Green RAL6016
No. Conductors / Section	4x2xAWG26(0.14mm <sup>2</sup> )	4x2xAWG26(0.14mm <sup>2</sup> )
Conductor colours	Wh/Or;Or;Wh/Gn;Gn;Wh/Bn;Bn;Wh/Bu;Bu	Wh/Or;Or;Wh/Gn;Gn;Wh/Bn;Bn;Wh/Bu;Bu
Cable diameter	ø7.2mm (±0.3)	ø7.2mm (±0.3)
Cable length	1m	1m

**Packaging**

Qty/Bag	1 pc / bag	1 pc / bag
---------	------------	------------

**Other accessories options**

See accessories section

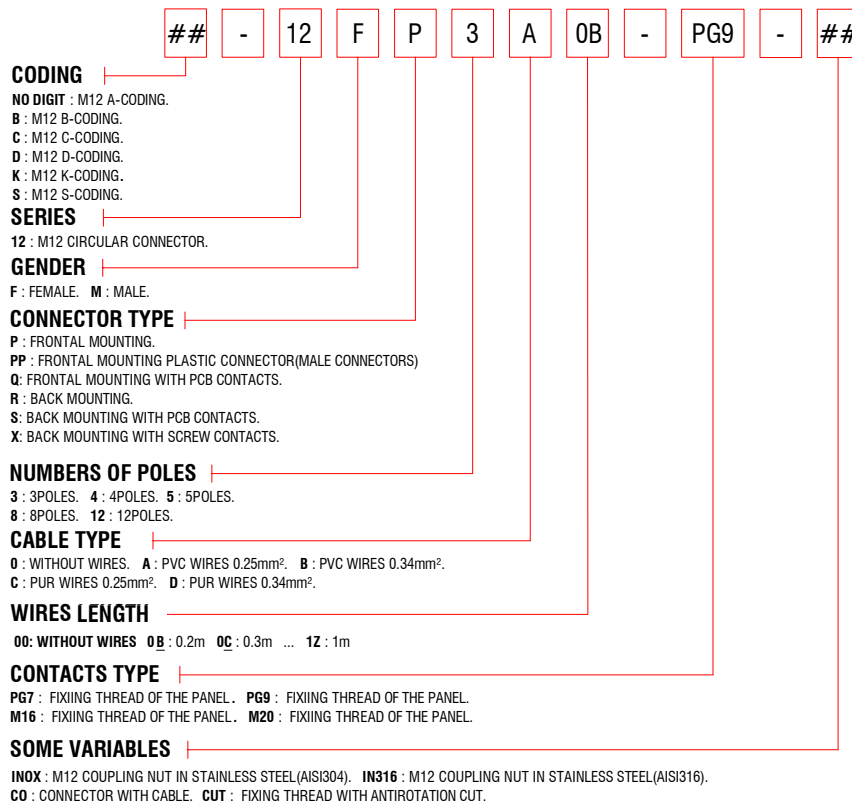
**Notes:**

Connectors available with different features:  
See the general features and codification scheme page  
See the cables list section



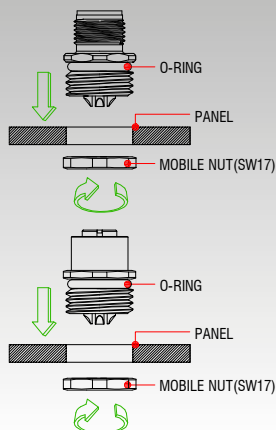
### GENERAL FEATURES PANEL MOUNT CONNECTORS:

<b>Conductor cross section :</b> 0.14(26AWG)...0.50mm <sup>2</sup> (20AWG).	<b>Type of terminations :</b> Solder wires. Solder PCB.	<b>Housing material :</b> Brass + Nickel plated PA66 (upon request). Stainless Steel AISI304 (upon request). Stainless Steel AISI316 (upon request).	<b>Internal core material :</b> PA66.	<b>Operating temperature :</b> -25°C +90°C
<b>Fixing system :</b> M12 coupling nut.	<b>Contact material and treatment :</b> Brass + Gold flash.		<b>Flammability resistance :</b> UL94-V2 - Standard.	
<b>Max. screw torque IEC60947-1</b> M12 coupling nut torque 0.4N*m.			<b>Protection class :</b> IP 67 (assembled).	



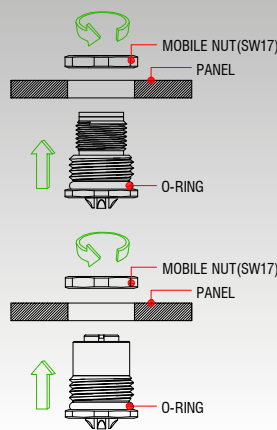
#### FRONT MOUNTING:

The type of mounting of the panel connector into the panel is defined with reference to the way the connector is mounted into the panel. In front mounting the mobile nut is in the back side towards the panel.



#### BACK MOUNTING:

The type of mounting of the panel connector into the panel is defined with reference to the way the connector is mounted into the panel. In back mounting the mobile nut is in the front side towards the panel.

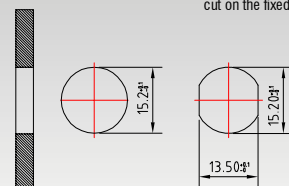


#### PANEL FEATURES:

Suitable for standard connector.

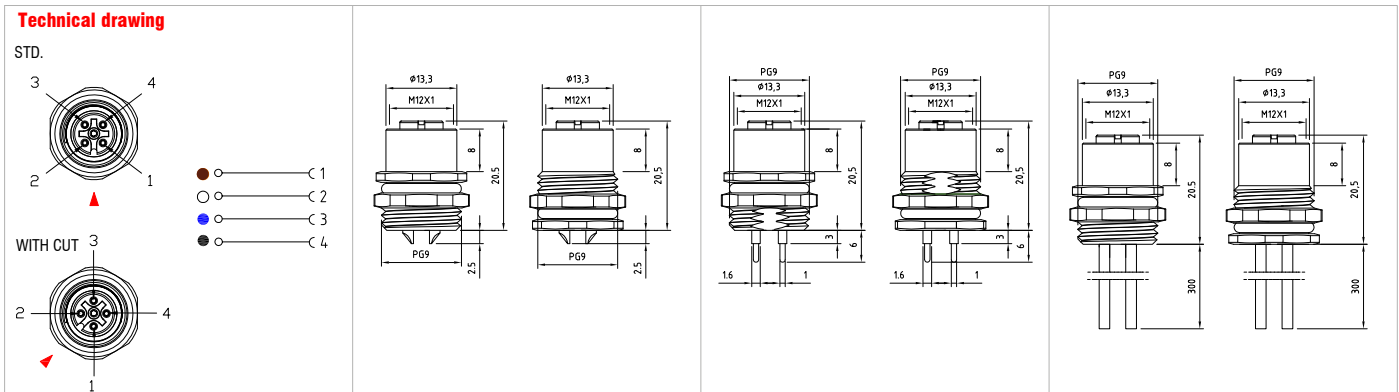


Suitable for connector with cut on the fixed thread.



# M12 CIRCULAR CONNECTORS

Panel mount - A-coded



<b>Product description</b>						
Connector type	Circular connector panel mount		Circular connector panel mount		Circular connector panel mount	
Conforms to	IEC 61076-2-101		IEC 61076-2-101		IEC 61076-2-101	
Construction type	M12 A-Coded		M12 A -Coded		M12 A -Coded	
Description	Circular connector M12 series,panel mount		Circular connector M12 series to panel mount with contacts suitable for solder PCB.		Circular connector M12 series to panel mount with PVC soldered wires.	
Part number	<b>12FP4000-PG9</b>	<b>12FR4000-PG9</b>	<b>12FQ4000-PG9-CUT</b>	<b>12FS4000-PG9-CUT</b>	<b>12FP4A0C-PG9</b>	<b>12FR4A0C-PG9</b>
Housing type	Frontal panel side	Back panel side	Frontal panel side	Back panel side	Frontal panel side	Back panel side
Contacts type	Female		Female		Female	
Number of contacts	4poles		4poles		4poles	
Fixing thread	PG9		PG9 + CUT		PG9	
Cut size	-		13.3mm		-	

<b>Technical data</b>			
Type of termination	Contacts to solder wires		Contacts suitable for solder PCB
Contacts material	Brass + Gold flash		Brass + Gold flash
Housing material	Brass + Nickel plated		Brass + Nickel plated
Mobile nut material	Brass + Nickel plated (SW17)		Brass + Nickel plated (SW17)
M12 coupling nut torque	0.4 N*m		0.4 N*m
Rated voltage	250V AC / DC		250V AC / DC
Rated current	4A		4A
O-ring material	NBR		NBR
Cable type	-		PVC
No. Conductors / Section	-		4 x 0.25mm <sup>2</sup>
Conductor colours	-		Brown; White; Blue; Black
Cable diameter	-		-
Cable length	-		0.3m

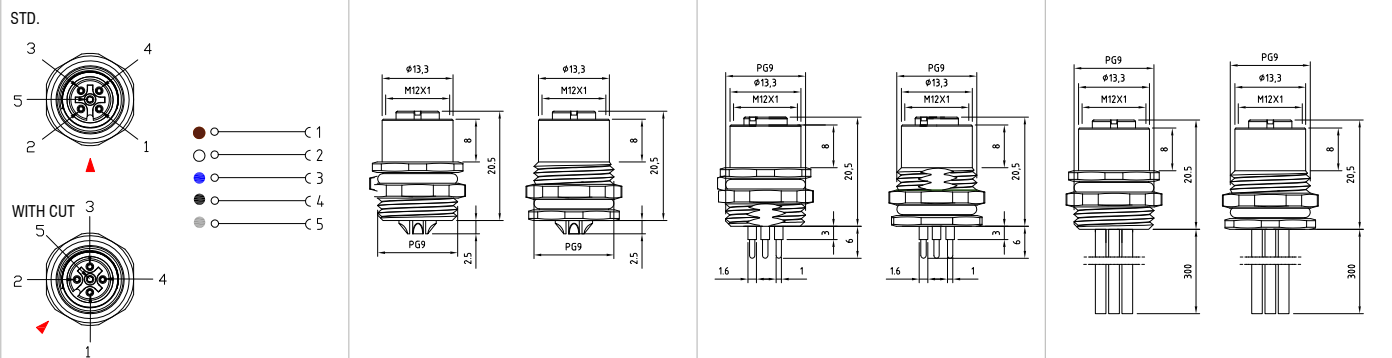
<b>Packaging</b>			
Qty/Bag	Not defined		Not defined

**Other accessories options**  
See accessories section

**Notes:**  
Connectors available with different features:  
See the general features and codification scheme page  
See the cables list section



### Technical drawing



Product description						
Connector type	Circular connector panel mount		Circular connector panel mount		Circular connector panel mount	
Conforms to	IEC 61076-2-101		IEC 61076-2-101		IEC 61076-2-101	
Construction type	M12 A-Coded		M12 A-Coded		M12 A-Coded	
Description	Circular connector M12 series, panel mount		Circular connector M12 series, panel mount, with contacts suitable for solder PCB.		Circular connector M12 series, panel mount, with PVC soldered wires.	
Part number	<b>12FP5000-PG9</b>	<b>12FR5000-PG9</b>	<b>12FQ5000-PG9-CUT</b>	<b>12FS5000-PG9-CUT</b>	<b>12FP5A0C-PG9</b>	<b>12FR5A0C-PG9</b>
Housing type	Frontal panel side	Back panel side	Frontal panel side	Back panel side	Frontal panel side	Back panel side
Contacts type	Female		Female		Female	
Number of contacts	5poles		5poles		5poles	
Fixing thread	PG9		PG9 + CUT		PG9	
Cut size	-		13.3mm		-	

Technical data			
Type of termination	Contacts to solder wires	Contacts suitable for solder PCB	Contacts to solder wires
Contacts material	Brass + Gold flash	Brass + Gold flash	Brass + Gold flash
Coupling nut type	Brass + Nickel plated	Brass + Nickel plated	Brass + Nickel plated
Housing material	Brass + Nickel plated (SW17)	Brass + Nickel plated (SW17)	Brass + Nickel plated (SW17)
Mobile nut material	0.4 N*m	0.4 N*m	0.4 N*m
Rated voltage	60V AC / DC	60V AC / DC	60V AC / DC
Rated current	4A	4A	4A
O-ring material	NBR	NBR	NBR
Cable type	-	-	PVC
No. Conductors / Section	-	-	5 x 0.25mm <sup>2</sup>
Conductor colours	-	-	Brown; White; Blue; Black; Grey
Cable diameter	-	-	-
Cable length	-	-	0.3m

Packaging			
Qty/Bag	Not defined	Not defined	Not defined

**Other accessories options**  
See accessories section

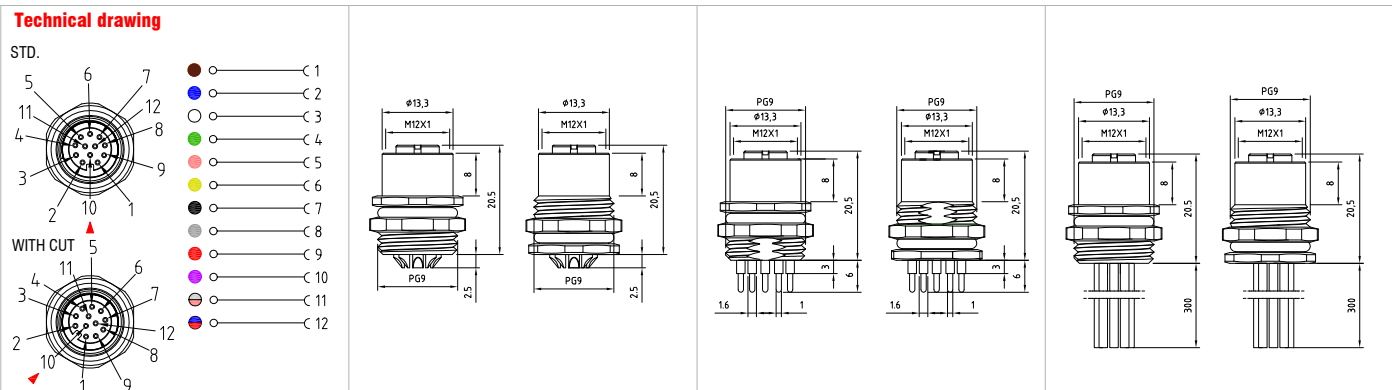
**Notes:**  
Connectors available with different features:  
See the general features and codification scheme page  
See the cables list section

# M12 CIRCULAR CONNECTORS

## Panel mount - A-coded



Technical drawing		Technical drawing		Technical drawing		Technical drawing			
<p>STD.</p> <p>WITH CUT</p>									
<p>Legend:</p> <ul style="list-style-type: none"> <li>○ C 1</li> <li>● C 2</li> <li>○ C 3</li> <li>● C 4</li> <li>○ C 5</li> <li>● C 6</li> <li>○ C 7</li> <li>● C 8</li> </ul>									
<b>Product description</b>									
Connector type	Circular connector panel mount		Circular connector panel mount		Circular connector panel mount		Circular connector panel mount		
Conforms to	IEC 61076-2-101		IEC 61076-2-101		IEC 61076-2-101		IEC 61076-2-101		
Construction type	M12 A-Coded		M12 A-Coded		M12 A-Coded		M12 A-Coded		
Description	Circular connector M12 series, panel mount		Circular connector M12 series to panel mount with contacts suitable for solder PCB.		Circular connector M12 series, panel mount with PVC soldered wires.				
Part number	<b>12FP8000-PG9</b>	<b>12FR8000-PG9</b>	<b>12FQ8000-PG9-CUT</b>	<b>12FS8000-PG9-CUT</b>	<b>12FP8A0C-PG9</b>	<b>12FR8A0C-PG9</b>			
Housing type	Frontal panel side	Back panel side	Frontal panel side	Back panel side	Frontal panel side	Back panel side			
Contacts type	Female		Female		Female				
Number of contacts	8poles		8poles		8poles				
Fixing thread	PG9		PG9 + CUT		PG9				
Cut size	-		13.3mm		-				
<b>Technical data</b>									
Type of termination	Contacts to solder wires		Contacts suitable for solder PCB		Contacts to solder wires				
Contacts material	Brass + Gold flash		Brass + Gold flash		Brass + Gold flash				
Housing material	Brass + Nickel plated		Brass + Nickel plated		Brass + Nickel plated				
Mobile nut material	Brass + Nickel plated (SW17)		Brass + Nickel plated (SW17)		Brass + Nickel plated (SW17)				
M12 coupling nut torque	0.4 N*m		0.4 N*m		0.4 N*m				
Rated voltage	30V AC/DC		30V AC/DC		30V AC/DC				
Rated current	2A		2A		2A				
O-ring material	NBR		NBR		NBR				
Cable type	-		-		PVC				
No. Conductors / Section	-		-		8 x 0.25mm <sup>2</sup>				
Conductor colours	-		-		White; Brown; Green; Yellow; Grey; Pink; Blue; Red				
Cable diameter	-		-		-				
Cable length	-		-		0.3m				
<b>Packaging</b>									
Qty/Bag	Not defined		Not defined		Not defined				
<b>Other accessories options</b>									
See accessories section									
<b>Notes:</b>									
Connectors available with different features: See the general features and codification scheme page See the cables list section									



<b>Product description</b>						
Connector type	Circular connector panel mount		Circular connector panel mount		Circular connector panel mount	
Conforms to	IEC 61076-2-101		IEC 61076-2-101		IEC 61076-2-101	
Construction type	M12 A-Coded		M12 A-Coded		M12 A-Coded	
Description	Circular connector M12 series, panel mount		Circular connector M12 series to panel mount with contacts suitable for solder PCB.		Circular connector M12 series, panel mount with PVC soldered wires.	
Part number	<b>12FP12000-PG9</b>	<b>12FR12000-PG9</b>	12FQ12000-PG9-CUT	12FS12000-PG9-CUT	<b>12FP12K0C-PG9</b>	<b>12FR12K0C-PG9</b>
Housing type	Frontal panel side	Back panel side	Frontal panel side	Back panel side	Frontal panel side	Back panel side
Contacts type	Female		Female		Female	
Number of contacts	12poles		12poles		12poles	
Fixing thread	PG9		PG9 + CUT		PG9	
Cut size	-		13.3mm		-	

<b>Technical data</b>			
Type of termination	Contacts to solder wires	Contacts suitable for solder PCB	Contacts to solder wires
Contacts material	Brass + Gold flash	Brass + Gold flash	Brass + Gold flash
Housing material	Brass + Nickel plated	Brass + Nickel plated	Brass + Nickel plated
Mobile nut material	Brass + Nickel plated (SW17)	Brass + Nickel plated (SW17)	Brass + Nickel plated (SW17)
M12 coupling nut torque	0.4 N*m	0.4 N*m	0.4 N*m
Rated voltage	30V AC / DC	30V AC / DC	30V AC / DC
Rated current	1,5A	1,5A	1,5A
O-ring material	NBR	NBR	NBR
Cable type	-	-	PVC
No. Conductors / Section	-	-	12 x 0.14mm <sup>2</sup>
Conductor colours	-	-	Bn; Bu; Wh; Gn; Pk; Ye; Bk; Gy; Rd; Vt; Pk; Gy; Rd; Bu
Cable diameter	-	-	-
Cable length	-	-	0.3m

<b>Packaging</b>			
Qty/Bag	Not defined	Not defined	Not defined

**Other accessories options**  
See accessories section

**Notes:**  
Connectors available with different features:  
See the general features and codification scheme page  
See the cables list section

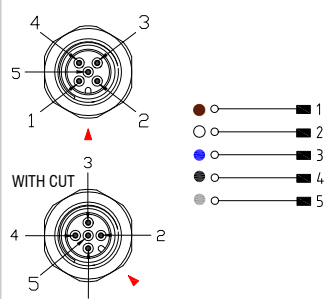
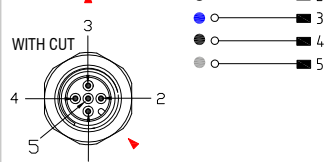
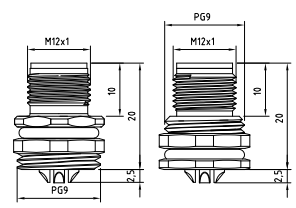
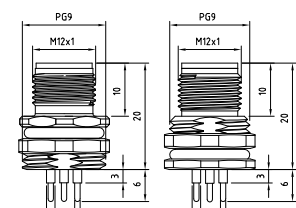
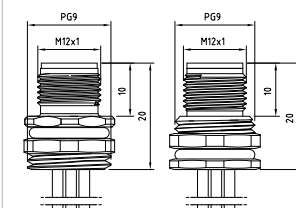
# M12 CIRCULAR CONNECTORS

Panel mount - A-coded



Technical drawing		Technical drawing		Technical drawing		Technical drawing	
<p>STD.</p> <p>WITH CUT</p>							
<b>Product description</b>							
Connector type	Circular connector panel mount		Circular connector panel mount		Circular connector panel mount		
Conforms to	IEC 61076-2-101		IEC 61076-2-101		IEC 61076-2-101		
Construction type	M12 A-Coded		M12 A-Coded		M12 A-Coded		
Description	Circular connector M12 series,panel mount		Circular connector M12 series to panel mount with contacts suitable for solder PCB.		Circular connector M12 series,panel mount with PVC soldered wires.		
Part number	<b>12MP4000-PG9</b>	<b>12MR4000-PG9</b>	<b>12MQ4000-PG9-CUT</b>	<b>12MS4000-PG9-CUT</b>	<b>12MP4A0C-PG9</b>	<b>12MR4A0C-PG9</b>	
Housing type	Frontal panel side	Back panel side	Frontal panel side	Back panel side	Frontal panel side	Back panel side	
Contacts type	Male		Male		Male		
Number of contacts	4poles		4poles		4poles		
Fixing thread	PG9		PG9 + CUT		PG9		
Cut size	-		13.3mm		-		
<b>Technical data</b>							
Type of termination	Contacts to solder wires		Contacts suitable for solder PCB		Contacts to solder wires		
Contacts material	Brass + Gold flash		Brass + Gold flash		Brass + Gold flash		
Housing material	Brass + Nickel plated		Brass + Nickel plated		Brass + Nickel plated		
Mobile nut material	Brass + Nickel plated (SW17)		Brass + Nickel plated (SW17)		Brass + Nickel plated (SW17)		
M12 coupling nut torque	0.4 N*m		0.4 N*m		0.4 N*m		
Rated voltage	250V AC / DC		250V AC / DC		250V AC / DC		
Rated current	4A		4A		4A		
O-ring material	NBR		NBR		NBR		
Cable type	-		-		PVC		
No. Conductors / Section	-		-		4 x 0.25mm <sup>2</sup>		
Conductor colours	-		-		Brown; White; Blue; Black		
Cable diameter	-		-		-		
Cable length	-		-		0.3m		
<b>Packaging</b>							
Qty/Bag	Not defined		Not defined		Not defined		
<b>Other accessories options</b>							
See accessories section							
<b>Notes:</b>							
Connectors available with different features: See the general features and codification scheme page See the cables list section							



Technical drawing							
<p>STD.</p>  <p>WITH CUT</p> 							

Product description						
Connector type	Circular connector panel mount		Circular connector panel mount		Circular connector panel mount	
Conforms to	IEC 61076-2-101		IEC 61076-2-101		IEC 61076-2-101	
Construction type	M12 A-Coded		M12 A-Coded		M12 A-Coded	
Description	Circular connector M12 series, panel mount		Circular connector M12 series to panel mount with contacts suitable for solder PCB.		Circular connector M12 series, panel mount with PVC soldered wires.	
Part number	<b>12MP5000-PG9</b>	<b>12MR5000-PG9</b>	<b>12MQ5000-PG9-CUT</b>	<b>12MS5000-PG9-CUT</b>	<b>12MP5A0C-PG9</b>	<b>12MR5A0C-PG9</b>
Housing type	Frontal panel side	Back panel side	Frontal panel side	Back panel side	Frontal panel side	Back panel side
Contacts type	Male		Male		Male	
Number of contacts	5poles		5poles		5poles	
Fixing thread	PG9		PG9 + CUT		PG9	
Cut size	-		13.3mm		-	

Technical data			
Type of termination	Contacts to solder wires	Contacts suitable for solder PCB	Contacts to solder wires
Housing material	Brass + Gold flash	Brass + Gold flash	Brass + Gold flash
Mobile nut material	Brass + Nickel plated	Brass + Nickel plated	Brass + Nickel plated
M12 coupling nut material	Brass + Nickel plated (SW17)	Brass + Nickel plated (SW17)	Brass + Nickel plated (SW17)
M12 coupling nut torque	0.4 N*m	0.4 N*m	0.4 N*m
Rated voltage	60V AC / DC	60V AC / DC	60V AC / DC
Rated current	4A	4A	4A
O-ring material	NBR	NBR	NBR
Cable type	-	-	PVC
No. Conductors / Section	-	-	5 x 0.25mm <sup>2</sup>
Conductor colours	-	-	Brown; White; Blue; Black; Grey
Cable diameter	-	-	-
Cable length	-	-	0.3m

Packaging			
Qty/Bag	Not defined	Not defined	Not defined

**Other accessories options**  
See accessories section

**Notes:**  
Connectors available with different features:  
See the general features and codification scheme page  
See the cables list section

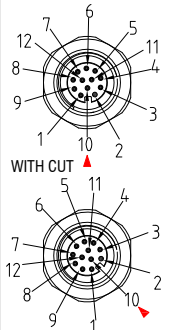
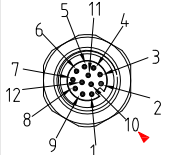
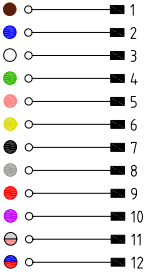
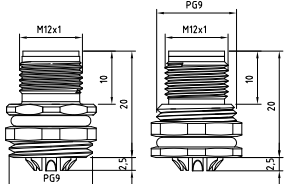
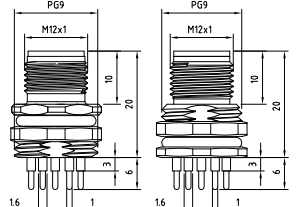
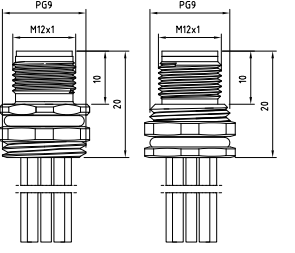
# M12 CIRCULAR CONNECTORS

Panel mount - A-coded



Technical drawing							
<p>STD.</p> <p>WITH CUT</p>							
<p>Legend:</p> <ul style="list-style-type: none"> <li>○ 1</li> <li>● 2</li> <li>○ 3</li> <li>● 4</li> <li>○ 5</li> <li>● 6</li> <li>○ 7</li> <li>● 8</li> </ul>							
<b>Product description</b>							
Connector type	Circular connector panel mount		Circular connector panel mount		Circular connector panel mount		
Conforms to	IEC 61076-2-101		IEC 61076-2-101		IEC 61076-2-101		
Construction type	M12 A-Coded		M12 A-Coded		M12 A -Coded		
Description	Circular connector M12 series,panel mount		Circular connector M12 series to panel mount with contacts suitable for solder PCB.		Circular connector M12 series,panel mount with PVC soldered wires.		
Part number	<b>12MP8000-PG9</b>	<b>12MR8000-PG9</b>	<b>12MQ8000-PG9-CUT</b>	<b>12MS8000-PG9-CUT</b>	<b>12MP8A0C-PG9</b>	<b>12MR8A0C-PG9</b>	
Housing type	Frontal panel side	Back panel side	Frontal panel side	Back panel side	Frontal panel side	Back panel side	
Contacts type	Male		Male		Male		
Number of contacts	8poles		8poles		8poles		
Fixing thread	PG9		PG9 + CUT		PG9		
Cut size	-		13.3mm		-		
<b>Technical data</b>							
Type of termination	Contacts to solder wires		Contacts suitable for solder PCB		Contacts to solder wires		
Contacts material	Brass + Gold flash		Brass + Gold flash		Brass + Gold flash		
Housing material	Brass + Nickel plated		Brass + Nickel plated		Brass + Nickel plated		
Mobile nut material	Brass + Nickel plated (SW17)		Brass + Nickel plated (SW17)		Brass + Nickel plated (SW17)		
M12 coupling nut torque	0.4 N*m		0.4 N*m		0.4 N*m		
Rated voltage	30V AC/DC		30V AC/DC		30V AC/DC		
Rated current	2A		2A		2A		
O-ring material	NBR		NBR		NBR		
Cable type	-		-		PVC		
No. Conductors / Section	-		-		8 x 0.25mm <sup>2</sup>		
Conductor colours	-		-		White;Brown;Green;Yellow;Grey;Pink;Blue;Red		
Cable diameter	-		-		-		
Cable length	-		-		0.3m		
<b>Packaging</b>							
Qty/Bag	Not defined		Not defined		Not defined		
<b>Other accessories options</b>							
See accessories section							
<b>Notes:</b>							
Connectors available with different features: See the general features and codification scheme page See the cables list section							



Technical drawing				
STD.  WITH CUT 				

Product description						
Connector type	Circular connector panel mount		Circular connector panel mount		Circular connector panel mount	
Conforms to	IEC 61076-2-101		IEC 61076-2-101		IEC 61076-2-101	
Construction type	M12 A-Coded		M12 A-Coded		M12 A-Coded	
Description	Circular connector M12 series, panel mount		Circular connector M12 series to panel mount with contacts suitable for solder PCB.		Circular connector M12 series, panel mount with PVC soldered wires.	
Part number	<b>12MP12000-PG9</b>	<b>12MR12000-PG9</b>	<b>12MQ12000-PG9-CUT</b>	<b>12MS12000-PG9-CUT</b>	<b>12MP12K0C-PG9</b>	<b>12MR12K0C-PG9</b>
Housing type	Frontal panel side	Back panel side	Frontal panel side	Back panel side	Frontal panel side	Back panel side
Contacts type	Male		Male		Male	
Number of contacts	12poles		12poles		12poles	
Fixing thread	PG9		PG9 + CUT		PG9	
Cut size	-		13.3mm		-	

Technical data			
Type of termination	Contacts to solder wires	Contacts suitable for solder PCB	Contacts to solder wires
Contacts material	Brass + Gold flash	Brass + Gold flash	Brass + Gold flash
Housing material	Brass + Nickel plated	Brass + Nickel plated	Brass + Nickel plated
Mobile nut material	Brass + Nickel plated (SW17)	Brass + Nickel plated (SW17)	Brass + Nickel plated (SW17)
M12 coupling nut torque	0.4 N*m	0.4 N*m	0.4 N*m
Rated voltage	30V AC / DC	30V AC / DC	30V AC / DC
Rated current	1,5A	1,5A	1,5A
O-ring material	NBR	NBR	NBR
Cable type	-	-	PVC
No. Conductors / Section	-	-	12 x 0.14mm <sup>2</sup>
Conductor colours	-	-	Bn; Bu; Wh; Gn; Pk; Ye; Bk; Gy; Rd; Vt; Pk; Gy; Rd; Bu
Cable diameter	-	-	-
Cable length	-	-	0.3m

Packaging			
Qty/Bag	Not defined	Not defined	Not defined

Other accessories options			
See accessories section			

Notes:			
Connectors available with different features: See the general features and codification scheme page See the cables list section			

# M12 CIRCULAR CONNECTORS

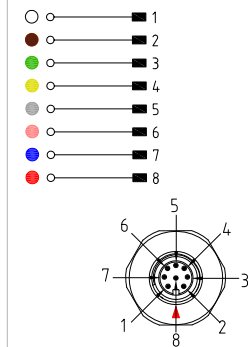
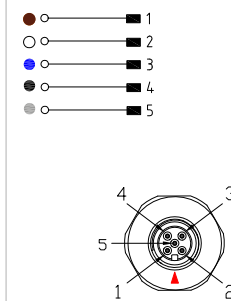
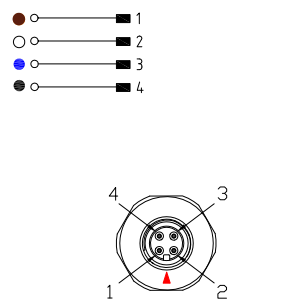
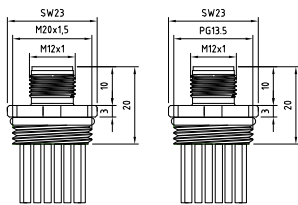
Panel mount - A-coded



Technical drawing							
<b>Product description</b>							
Connector type	Circular connector panel mount		Circular connector panel mount		Circular connector panel mount		
Conforms to	IEC 61076-2-101		IEC 61076-2-101		IEC 61076-2-101		
Construction type	M12 A-Coded		M12 A-Coded		M12 A-Coded		
Description	Circular connector M12 series, panel mount, with PVC soldered wires		Circular connector M12 series, panel mount, with PVC soldered wires		Circular connector M12 series, panel mount, with PVC soldered wires		
Part number	<b>12MP4A0C-PG13.5</b>	<b>12MP4A0C-M20</b>	<b>12MP5A0C-PG13.5</b>	<b>12MP5A0C-M20</b>	<b>12MP8A0C-PG13.5</b>	<b>12MP8A0C-M20</b>	
Housing type	Frontal panel side		Frontal panel side		Frontal panel side		
Contacts type	Male		Male		Male		
Number of contacts	4poles		5poles		8poles		
Fixing thread	PG13.5	M20x1.5	PG13.5	M20x1.5	PG13.5	M20x1.5	
Cut size	-		-		-		
<b>Technical data</b>							
Type of termination	Contacts to solder wires		Contacts to solder wires		Contacts to solder wires		
Contacts material	Brass + Gold flash		Brass + Gold flash		Brass + Gold flash		
Housing material	Brass + Nickel plated		Brass + Nickel plated		Brass + Nickel plated		
Mobile coupling nut material	Brass + Nickel plated (SW22)		Brass + Nickel plated (SW22)		Brass + Nickel plated (SW22)		
M12 coupling nut torque	0.4 N*m		0.4 N*m		0.4 N*m		
Rated voltage	250V AC / DC		60V AC / DC		30V AC / DC		
Rated current	4A		4A		2A		
O-ring material	NBR		NBR		NBR		
Cable type	PVC		PVC		PVC		
No. Conductors / Section	4 x 0.25mm <sup>2</sup>		5 x 0.25mm <sup>2</sup>		8 x 0.25mm <sup>2</sup>		
Conductor colours	Brown; White; Blue; Black		Brown; White; Blue; Black; Grey		White; Brown; Green; Yellow; Grey; Pink; Blue; Red		
Cable diameter	-		-		-		
Cable length	0.3m		0.3m		0.3m		
<b>Packaging</b>							
Qty/Bag	Not defined		Not defined		Not defined		
<b>Other accessories options</b>							
See accessories section							
<b>Notes:</b>							
Connectors available with different features: See the general features and codification scheme page See the cables list section							



### Technical drawing



### Product description

Connector type	Circular connector panel mount		Circular connector panel mount		Circular connector panel mount	
Conforms to	IEC 61076-2-101		IEC 61076-2-101		IEC 61076-2-101	
Construction type	M12 A-Coded		M12 A-Coded		M12 A-Coded	
Description	Circular connector M12 series, panel mount, plastic material, with PVC soldered wires		Circular connector M12 series, panel mount, plastic material, with PVC soldered wires		Circular connector M12 series, panel mount, plastic material, with PVC soldered wires	
Part number	<b>12MPP4A0C-PG13.5</b>	<b>12MPP4A0C-M20</b>	<b>12MPP5A0C-PG13.5</b>	<b>12MPP5A0C-M20</b>	<b>12MPP8A0C-PG13.5</b>	<b>12MPP8A0C-M20</b>
Housing type	Frontal panel side		Frontal panel side		Frontal panel side	
Contacts type	Male		Male		Male	
Number of contacts	4poles		5poles		8poles	
Fixing thread	PG13.5	M20x1.5	PG13.5	M20x1.5	PG13.5	M20x1.5
Fixed nut size	SW23		SW23		SW23	

### Technical data

Type of termination	Contacts to solder wires		Contacts to solder wires		Contacts to solder wires	
Contacts material	Brass + Gold flash		Brass + Gold flash		Brass + Gold flash	
Housing material	PA66		PA66		PA66	
Mobile coupling nut material	-		-		-	
M12 coupling nut torque	0.4 N*m		0.4 N*m		0.4 N*m	
Rated voltage	250V AC / DC		60V AC / DC		30V AC / DC	
Rated current	4A		4A		2A	
O-ring material	NBR		NBR		NBR	
Cable type	PVC		PVC		PVC	
No. Conductors / Section	4 x 0.25mm <sup>2</sup>		5 x 0.25mm <sup>2</sup>		8 x 0.25mm <sup>2</sup>	
Conductor colours	Brown; White; Blue; Black		Brown; White; Blue; Black; Grey		White; Brown; Green; Yellow; Grey; Pink; Blue; Red	
Cable diameter	-		-		-	
Cable length	0.3m		0.3m		0.3m	

### Packaging

Qty/Bag	Not defined	Not defined	Not defined
---------	-------------	-------------	-------------

### Other accessories options

See accessories section

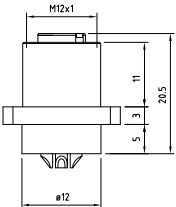
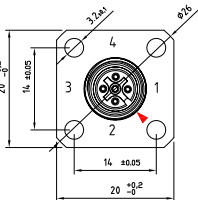
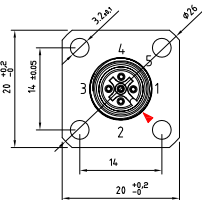
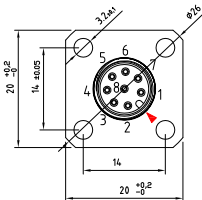
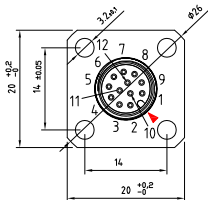
### Notes:

Connectors available with different features:  
See the general features and codification scheme page  
See the cables list section

# M12 CIRCULAR CONNECTORS

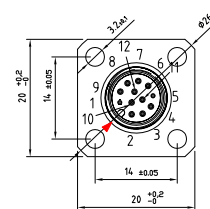
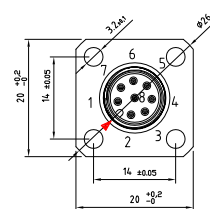
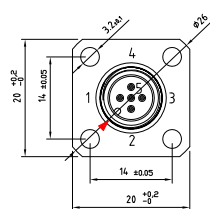
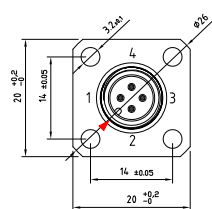
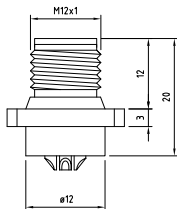
## Panel mount - A-coded



<b>Technical drawing</b>				
				
<b>Product description</b>				
Connector type	Circular connector panel mount	Circular connector panel mount	Circular connector panel mount	Circular connector panel mount
Conforms to	IEC 61076-2-101	IEC 61076-2-101	IEC 61076-2-101	IEC 61076-2-101
Construction type	M12 A-Coded	M12 A-Coded	M12 A-Coded	M12 A-Coded
Description	Circular connector M12 series, panel mount with FLANGE	Circular connector M12 series, panel mount with FLANGE	Circular connector M12 series, panel mount with FLANGE	Circular connector M12 series, panel mount with FLANGE
Part number	<b>12FP4000-FL</b>	<b>12FP5000-FL</b>	<b>12FP8000-FL</b>	<b>12FP12000-FL</b>
Housing type	Frontal panel side	Frontal panel side	Frontal panel side	Frontal panel side
Contacts type	Female	Female	Female	Female
Number of contacts	4poles	5poles	8poles	12poles
Fixing thread	-	-	-	-
Cut size	-	-	-	-
<b>Technical data</b>				
Type of termination	Contacts to solder wires	Contacts to solder wires	Contacts to solder wires	Contacts to solder wires
Contacts material	Brass + Gold flash	Brass + Gold flash	Brass + Gold flash	Brass + Gold flash
Housing material	Brass + Nickel plated	Brass + Nickel plated	Brass + Nickel plated	Brass + Nickel plated
Mobile nut material	-	-	-	-
M12 coupling nut torque	0.4 N*m	0.4 N*m	0.4 N*m	0.4 N*m
Rated voltage	250V AC/DC	60V AC/DC	30V AC/DC	30V AC/DC
Rated current	4A	4A	2A	1.5A
O-ring material	-	-	-	-
Cable type	-	-	-	-
No. Conductors / Section	-	-	-	-
Conductor colours	-	-	-	-
Cable diameter	-	-	-	-
Cable length	-	-	-	-
<b>Packaging</b>				
Qty/Bag	Not defined	Not defined	Not defined	Not defined
<b>Other accessories options</b>				
See accessories section				
<b>Notes:</b>				
Connectors available with different features: See the general features and codification scheme page See the cables list section				



**Technical drawing**



**Product description**

Connector type	Circular connector panel mount	Circular connector panel mount	Circular connector panel mount	Circular connector panel mount
Conforms to	IEC 61076-2-101	IEC 61076-2-101	IEC 61076-2-101	IEC 61076-2-101
Construction type	M12 A-Coded	M12 A-Coded	M12 A-Coded	M12 A-Coded
Description	Circular connector M12 series, panel mount with FLANGE	Circular connector M12 series, panel mount with FLANGE	Circular connector M12 series, panel mount with FLANGE	Circular connector M12 series, panel mount with FLANGE
Part number	<b>12MP4000-FL</b>	<b>12MP5000-FL</b>	<b>12MP8000-FL</b>	<b>12MP12000-FL</b>
Housing type	Frontal panel side	Frontal panel side	Frontal panel side	Frontal panel side
Contacts type	Male	Male	Male	Male
Number of contacts	4poles	5poles	8poles	12poles
Fixing thread	-	-	-	-
Cut size	-	-	-	-

**Technical data**

Type of termination	Contacts to solder wires	Contacts to solder wires	Contacts to solder wires	Contacts to solder wires
Contacts material	Brass + Gold flash	Brass + Gold flash	Brass + Gold flash	Brass + Gold flash
Housing material	Brass + Nickel plated	Brass + Nickel plated	Brass + Nickel plated	Brass + Nickel plated
Mobile nut material	-	-	-	-
M12 coupling nut torque	0.4 N*m	0.4 N*m	0.4 N*m	0.4 N*m
Rated voltage	250V AC/DC	60V AC/DC	30V AC/DC	30V AC/DC
Rated current	4A	4A	2A	1.5A
O-ring material	-	-	-	-
Cable type	-	-	-	-
No. Conductors / Section	-	-	-	-
Conductor colours	-	-	-	-
Cable diameter	-	-	-	-
Cable length	-	-	-	-

**Packaging**

Qty/Bag	Not defined	Not defined	Not defined	Not defined
---------	-------------	-------------	-------------	-------------

**Other accessories options**

See accessories section

**Notes:**

Connectors available with different features:  
See the general features and codification scheme page  
See the cables list section

# M12 CIRCULAR CONNECTORS

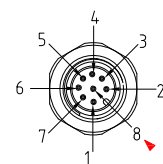
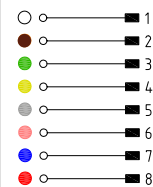
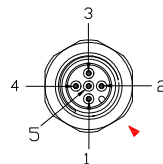
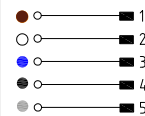
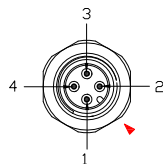
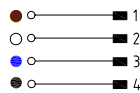
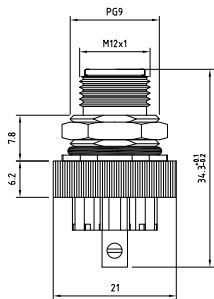
## Panel mount - A-coded



<b>Technical drawing</b>							
<b>Product description</b>							
Connector type	Circular connector panel mount	Circular connector panel mount	Circular connector panel mount	Circular connector panel mount	Circular connector panel mount	Circular connector panel mount	Circular connector panel mount
Conforms to	IEC 61076-2-101	IEC 61076-2-101	IEC 61076-2-101	IEC 61076-2-101	IEC 61076-2-101	IEC 61076-2-101	IEC 61076-2-101
Construction type	M12 A-Coded	M12 A-Coded	M12 A-Coded	M12 A-Coded	M12 A-Coded	M12 A-Coded	M12 A-Coded
Description	Circular connector M12 series, panel mount, with screw contacts	Circular connector M12 series, panel mount, with screw contacts	Circular connector M12 series, panel mount, with screw contacts	Circular connector M12 series, panel mount, with screw contacts	Circular connector M12 series, panel mount, with screw contacts	Circular connector M12 series, panel mount, with screw contacts	Circular connector M12 series, panel mount, with screw contacts
Part number	<b>12FX4000-PG9-CUT</b>	<b>12FX5000-PG9-CUT</b>	<b>12FX5000-PG9-CUT</b>	<b>12FX5000-PG9-CUT</b>	<b>12FX8000-PG9-CUT</b>	<b>12FX8000-PG9-CUT</b>	<b>12FX8000-PG9-CUT</b>
Housing type	Back panel side	Back panel side	Back panel side	Back panel side	Back panel side	Back panel side	Back panel side
Contacts type	Female	Female	Female	Female	Female	Female	Female
Number of contacts	4poles	5poles	5poles	5poles	8poles	8poles	8poles
Fixing thread	PG9	PG9	PG9	PG9	PG9	PG9	PG9
Cut size	13.3mm	13.3mm	13.3mm	13.3mm	13.3mm	13.3mm	13.3mm
<b>Technical data</b>							
Type of termination	Screw contacts	Screw contacts	Screw contacts	Screw contacts	Screw contacts	Screw contacts	Screw contacts
Contact screw torque	0.2 N*m	0.2 N*m	0.2 N*m	0.2 N*m	0.2 N*m	0.2 N*m	0.2 N*m
Contacts material	Brass+Gold flash	Brass+Gold flash	Brass+Gold flash	Brass+Gold flash	Brass+Gold flash	Brass+Gold flash	Brass+Gold flash
Housing material	Brass+Nickel plated	Brass+Nickel plated	Brass+Nickel plated	Brass+Nickel plated	Brass+Nickel plated	Brass+Nickel plated	Brass+Nickel plated
Mobile nut material	Brass+Nickel plated (SW17)	Brass+Nickel plated (SW17)	Brass+Nickel plated (SW17)	Brass+Nickel plated (SW17)	Brass+Nickel plated (SW17)	Brass+Nickel plated (SW17)	Brass+Nickel plated (SW17)
M12 coupling nut torque	0.4 N*m	0.4 N*m	0.4 N*m	0.4 N*m	0.4 N*m	0.4 N*m	0.4 N*m
Rated voltage	250V AC / DC	60V AC / DC	60V AC / DC	60V AC / DC	30V AC / DC	30V AC / DC	30V AC / DC
Rated current	4A	4A	4A	4A	2A	2A	2A
O-ring material	NBR	NBR	NBR	NBR	NBR	NBR	NBR
Conductors cross section	From 0.14(26AWG) to 0.50mm <sup>2</sup> (20AWG)	From 0.14(26AWG) to 0.50mm <sup>2</sup> (20AWG)	From 0.14(26AWG) to 0.50mm <sup>2</sup> (20AWG)	From 0.14(26AWG) to 0.50mm <sup>2</sup> (20AWG)	From 0.14(26AWG) to 0.50mm <sup>2</sup> (20AWG)	From 0.14(26AWG) to 0.50mm <sup>2</sup> (20AWG)	From 0.14(26AWG) to 0.50mm <sup>2</sup> (20AWG)
<b>Packaging</b>							
Qty/Bag	Not defined	Not defined	Not defined	Not defined	Not defined	Not defined	Not defined
<b>Other accessories options</b>							
See accessories section							
<b>Notes:</b>							
Connectors available with different features: See the general features and codification scheme page See the cables list section							



### Technical drawing



### Product description

Connector type	Circular connector panel mount	Circular connector panel mount	Circular connector panel mount
Conforms to	IEC 61076-2-101	IEC 61076-2-101	IEC 61076-2-101
Construction type	M12 A-Coded	M12 A-Coded	M12 A-Coded
Description	Circular connector M12 series, panel mount, with screw contacts	Circular connector M12 series, panel mount, with screw contacts	Circular connector M12 series, panel mount, with screw contacts
Part number	<b>12MX4000-PG9-CUT</b>	<b>12MX5000-PG9-CUT</b>	<b>12MX8000-PG9-CUT</b>
Housing type	Back panel side	Back panel side	Back panel side
Contacts type	Male	Male	Male
Number of contacts	4poles	5poles	8poles
Fixing thread	PG9	PG9	PG9
Cut size	13.3mm	13.3mm	13.3mm

### Technical data

Type of termination	Screw contacts	Screw contacts	Screw contacts
Contact screw torque	0.2 N*m	0.2 N*m	0.2 N*m
Contacts material	Brass + Gold flash	Brass + Gold flash	Brass + Gold flash
Housing material	Brass + Nickel plated	Brass + Nickel plated	Brass + Nickel plated
Mobile nut material	Brass + Nickel plated (SW17)	Brass + Nickel plated (SW17)	Brass + Nickel plated (SW17)
M12 coupling nut torque	0.4 N*m	0.4 N*m	0.4 N*m
Rated voltage	250V AC / DC	60V AC / DC	30V AC / DC
Rated current	4A	4A	2A
O-ring material	NBR	NBR	NBR
Conductors cross section	From 0.14(26AWG) to 0.50mm <sup>2</sup> (20AWG)	From 0.14(26AWG) to 0.50mm <sup>2</sup> (20AWG)	From 0.14(26AWG) to 0.50mm <sup>2</sup> (20AWG)

### Packaging

Qty/Bag	Not defined	Not defined	Not defined
---------	-------------	-------------	-------------

### Other accessories options

See accessories section

### Notes:

Connectors available with different features:  
See the general features and codification scheme page  
See the cables list section

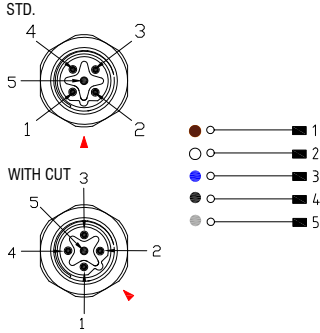
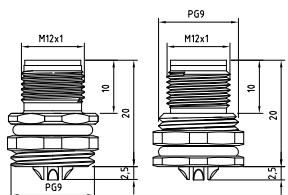
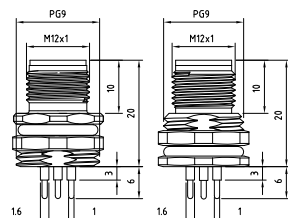
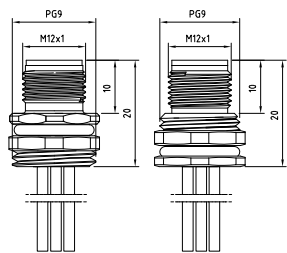
# M12 CIRCULAR CONNECTORS

## Panel mount - B-coded



Technical drawing							
<p>STD.</p> <p>WITH CUT</p>							
<b>Product description</b>							
Connector type	Circular connector panel mount		Circular connector panel mount		Circular connector panel mount		
Conforms to	IEC 61076-2-101		IEC 61076-2-101		IEC 61076-2-101		
Construction type	M12 B-Coded		M12 B-Coded		M12 B-Coded		
Description	Circular connector M12 series, B-coded, panel mount		Circular connector M12 series B-coded, panel mount, with contacts suitable for solder PCB.		Circular connector M12 series B-coded, panel mount, with PVC soldered wires.		
Part number	<b>B-12FP5000-PG9</b>	<b>B-12FR5000-PG9</b>	<b>B-12FQ5000-PG9-CUT</b>	<b>B-12FS5000-PG9-CUT</b>	<b>B-12FP5A0C-PG9</b>	<b>B-12FR5A0C-PG9</b>	
Housing type	Frontal panel side	Back panel side	Frontal panel side	Back panel side	Frontal panel side	Back panel side	
Cable gland	Female		Female		Female		
Contacts type	5poles		5poles		5poles		
Fixing thread	PG9		PG9 + CUT		PG9		
Cut size	-		13.3mm		-		
<b>Technical data</b>							
Type of termination	Contacts to solder wires		Contacts suitable for solder PCB		Contacts to solder wires		
Contacts material	Brass + Gold flash		Brass + Gold flash		Brass + Gold flash		
Coupling nut type	Brass + Nickel plated		Brass + Nickel plated		Brass + Nickel plated		
M12 coupling nut material	Brass + Nickel plated (SW17)		Brass + Nickel plated (SW17)		Brass + Nickel plated (SW17)		
M12 coupling nut torque	0.4 N*m		0.4 N*m		0.4 N*m		
Rated voltage	60V AC / DC		60V AC / DC		60V AC / DC		
Rated current	4A		4A		4A		
O-ring material	NBR		NBR		NBR		
Cable type	-		-		PVC		
No. Conductors / Section	-		-		5 x 0.25mm <sup>2</sup>		
Conductor colours	-		-		Brown; White; Blue; Black; Grey		
Cable diameter	-		-		-		
Cable length	-		-		0.3m		
<b>Packaging</b>							
Qty/Bag	Not defined		Not defined		Not defined		
<b>Other accessories options</b>							
See accessories section							
<b>Notes:</b>							
Connectors available with different features: See the general features and codification scheme page See the cables list section							



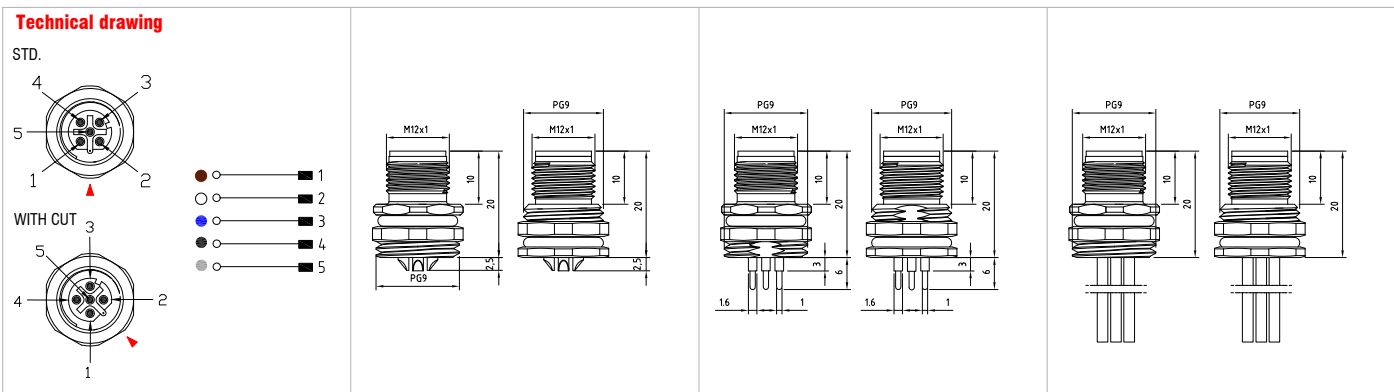
Technical drawing							
							
<b>Product description</b>							
Connector type	Circular connector panel mount		Circular connector panel mount		Circular connector panel mount		
Conforms to	IEC 61076-2-101		IEC 61076-2-101		IEC 61076-2-101		
Construction type	M12 B-Coded		M12 B-Coded		M12 B-Coded		
Description	Circular connector M12 series, B-coded, panel mount		Circular connector M12 series B-coded, panel mount, with contacts suitable for solder PCB.		Circular connector M12 series B-coded, panel mount, with PVC soldered wires.		
Part number	<b>B-12MP5000-PG9</b>	<b>B-12MR5000-PG9</b>	<b>B-12MQ5000-PG9-CUT</b>	<b>B-12MS5000-PG9-CUT</b>	<b>B-12MP5A0C-PG9</b>	<b>B-12MR5A0C-PG9</b>	
Housing type	Frontal panel side	Back panel side	Frontal panel side	Back panel side	Frontal panel side	Back panel side	
Cable gland	Male		Male		Male		
Contacts type	5poles		5poles		5poles		
Fixing thread	PG9		PG9 + CUT		PG9		
Cut size	-		13.3mm		-		
<b>Technical data</b>							
Type of termination	Contacts to solder wires		Contacts suitable for solder PCB		Contacts to solder wires		
Contacts material	Brass + Gold flash		Brass + Gold flash		Brass + Gold flash		
Coupling nut type	Brass + Nickel plated		Brass + Nickel plated		Brass + Nickel plated		
M12 coupling nut material	Brass + Nickel plated (SW17)		Brass + Nickel plated (SW17)		Brass + Nickel plated (SW17)		
M12 coupling nut torque	0.4 N*m		0.4 N*m		0.4 N*m		
Rated voltage	60V AC / DC		60V AC / DC		60V AC / DC		
Rated current	4A		4A		4A		
O-ring material	NBR		NBR		NBR		
Cable type	-		-		PVC		
No. Conductors / Section	-		-		5 x 0.25mm <sup>2</sup>		
Conductor colours	-		-		Brown; White; Blue; Black; Grey		
Cable diameter	-		-		-		
Cable length	-		-		0.3m		
<b>Packaging</b>							
Qty/Bag	Not defined		Not defined		Not defined		
<b>Other accessories options</b>							
See accessories section							
<b>Notes:</b>							
Connectors available with different features: See the general features and codification scheme page See the cables list section							

# M12 CIRCULAR CONNECTORS

## Panel mount - D-coded



Technical drawing							
<b>Product description</b>							
Connector type	Circular connector panel mount		Circular connector panel mount		Circular connector panel mount		
Conforms to	IEC 61076-2-101		IEC 61076-2-101		IEC 61076-2-101		
Construction type	M12 D-Coded		M12 D-Coded		M12 D-Coded		
Description	Circular connector M12 series,D-coded, panel mount		Circular connector M12 series,D-coded,panel mount,with contacts suitable for solder PCB.		Circular connector M12 series,D-coded,panel mount,with PVC soldered wires.		
Part number	<b>D-12FP5000-PG9</b>	<b>D-12FR5000-PG9</b>	<b>D-12FQ5000-PG9-CUT</b>	<b>D-12FS5000-PG9-CUT</b>	<b>D-12FP5A0C-PG9</b>	<b>D-12FR5A0C-PG9</b>	
Housing type	Frontal panel side	Back panel side	Frontal panel side	Back panel side	Frontal panel side	Back panel side	
Cable gland	Female		Female		Female		
Contacts type	5poles		5poles		5poles		
Fixing thread	PG9		PG9 + CUT		PG9		
Cut size	-		13.3mm		-		
<b>Technical data</b>							
Type of termination	Contacts to solder wires		Contacts suitable for solder PCB		Contacts to solder wires		
Contacts material	Brass + Gold flash		Brass + Gold flash		Brass + Gold flash		
Coupling nut type	Brass + Nickel plated		Brass + Nickel plated		Brass + Nickel plated		
M12 coupling nut material	Brass + Nickel plated (SW17)		Brass + Nickel plated (SW17)		Brass + Nickel plated (SW17)		
M12 coupling nut torque	0.4 N*m		0.4 N*m		0.4 N*m		
Rated voltage	60V AC / DC		60V AC / DC		60V AC / DC		
Rated current	4A		4A		4A		
O-ring material	NBR		NBR		NBR		
Cable type	-		-		PVC		
No. Conductors / Section	-		-		5 x 0.25mm <sup>2</sup>		
Conductor colours	-		-		Brown; White; Blue; Black;Grey		
Cable diameter	-		-		-		
Cable length	-		-		0.3m		
<b>Packaging</b>							
Qty/Bag	Not defined		Not defined		Not defined		
<b>Other accessories options</b>							
See accessories section							
<b>Notes:</b>							
Connectors available with different features: See the general features and codification scheme page See the cables list section							



### Product description

Connector type	Circular connector panel mount		Circular connector panel mount		Circular connector panel mount	
Conforms to	IEC 61076-2-101		IEC 61076-2-101		IEC 61076-2-101	
Construction type	M12 D-Coded		M12 D-Coded		M12 D-Coded	
Description	Circular connector M12 series,D-coded, panel mount		Circular connector M12 series,D-coded,panel mount,with contacts suitable for solder PCB.		Circular connector M12 series,D-coded,panel mount,with PVC soldered wires.	
Part number	<b>D-12MP5000-PG9</b>	<b>D-12MR5000-PG9</b>	<b>D-12MQ5000-PG9-CUT</b>	<b>D-12MS5000-PG9-CUT</b>	<b>D-12MP5A0C-PG9</b>	<b>D-12MR5A0C-PG9</b>
Housing type	Frontal panel side	Back panel side	Frontal panel side	Back panel side	Frontal panel side	Back panel side
Cable gland	Male		Male		Male	
Contacts type	5poles		5poles		5poles	
Fixing thread	PG9		PG9 + CUT		PG9	
Cut size	-		13.3mm		-	

### Technical data

Type of termination	Contacts to solder wires	Contacts suitable for solder PCB	Contacts to solder wires
Contacts material	Brass + Gold flash	Brass + Gold flash	Brass + Gold flash
Coupling nut type	Brass + Nickel plated	Brass + Nickel plated	Brass + Nickel plated
M12 coupling nut material	Brass + Nickel plated (SW17)	Brass + Nickel plated (SW17)	Brass + Nickel plated (SW17)
M12 coupling nut torque	0.4 N*m	0.4 N*m	0.4 N*m
Rated voltage	60V AC / DC	60V AC / DC	60V AC / DC
Rated current	4A	4A	4A
O-ring material	NBR	NBR	NBR
Cable type	-	-	PVC
No. Conductors / Section	-	-	5 x 0.25mm <sup>2</sup>
Conductor colours	-	-	Brown; White; Blue; Black; Grey
Cable diameter	-	-	-
Cable length	-	-	0.3m

### Packaging

Qty/Bag	Not defined	Not defined	Not defined
---------	-------------	-------------	-------------

### Other accessories options

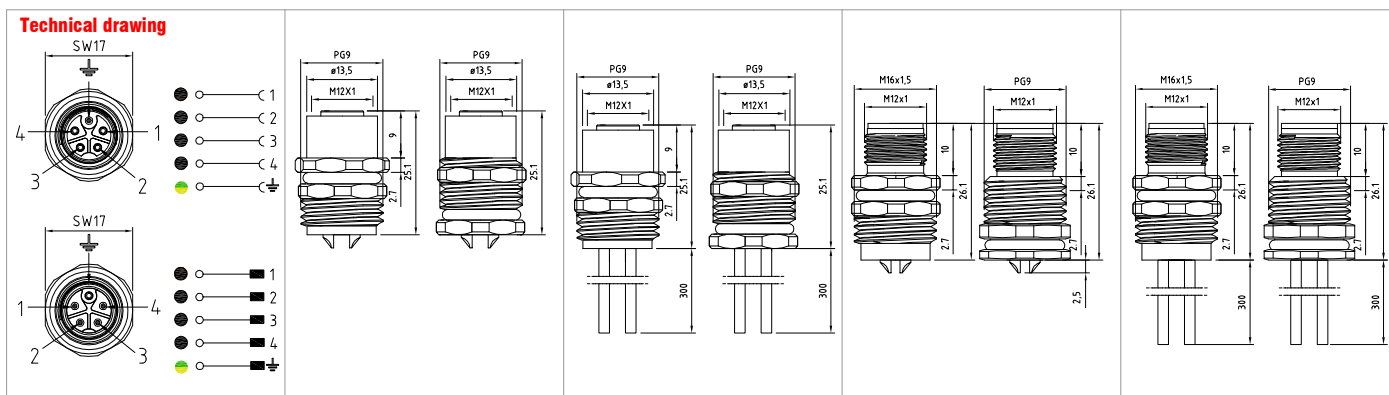
See accessories section

### Notes:

Connectors available with different features:  
See the general features and codification scheme page

# M12 CIRCULAR CONNECTORS

Panel mount - K-coded



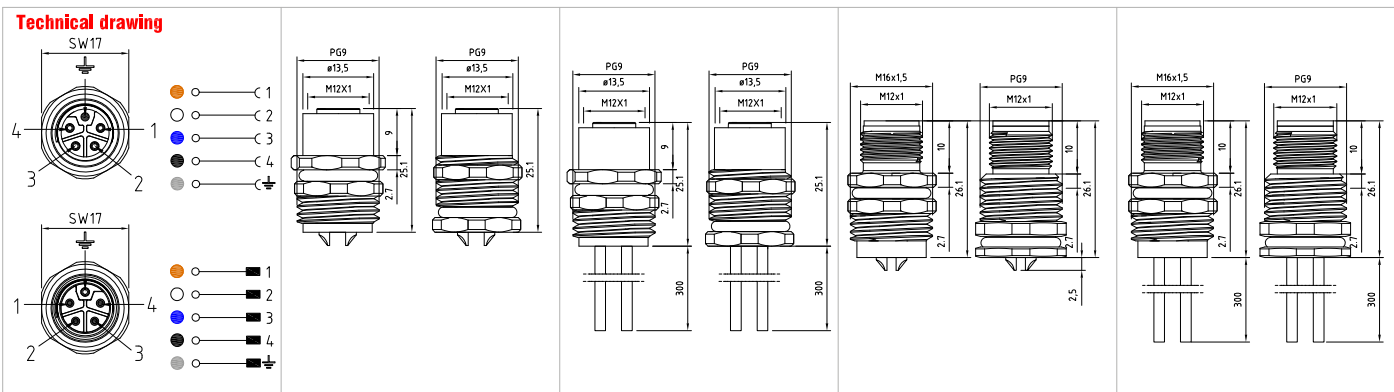
Product description									
Connector type	Circular connector panel mount		Circular connector panel mount		Circular connector panel mount		Circular connector panel mount		
Conforms to	IEC 61076-2-111		IEC 61076-2-111		IEC 61076-2-111		IEC 61076-2-111		
Construction type	M12 K-Coded		M12 K-Coded		M12 K-Coded		M12 K-Coded		
Description	Circular connector M12 series K-coded, panel mount		Circular connector M12 series panel mount with PVC soldered wires		Circular connector M12 series K-coded, panel mount		Circular connector M12 series panel mount with PVC soldered wires		
Part number	<b>K-12FP5000-PG9</b>	<b>K-12FR5000-PG9</b>	<b>K-12FP5460C-PG9</b>	<b>K-12FR5460C-PG9</b>	<b>K-12MP5000-PG9</b>	<b>K-12MR5000-PG9</b>	<b>K-12MP5460C-PG9</b>	<b>K-12MR5460C-PG9</b>	
Housing type	Frontal panel side	Back panel side	Frontal panel side	Back panel side	Frontal panel side	Back panel side	Frontal panel side	Back panel side	
Contacts type	Female		Female		Male		Male		
Number of contacts	4poles + P.E.		4poles + P.E.		4poles + P.E.		4poles + P.E.		
Fixing thread	PG9		PG9		PG9		PG9		
Cut size	-		-		-		-		

Technical data									
Type of termination	Contacts to solder wires		Contacts to solder wires		Contacts to solder wires		Contacts to solder wires		
Contacts material	Brass + Gold flash		Brass + Gold flash		Brass + Gold flash		Brass + Gold flash		
Housing material	Brass + Nickel plated		Brass + Nickel plated		Brass + Nickel plated		Brass + Nickel plated		
Mobile coupling nut material	Brass + Nickel plated (SW17)		Brass + Nickel plated (SW17)		Brass + Nickel plated (SW17)		Brass + Nickel plated (SW17)		
M12 coupling nut torque	0.4 N*m		0.4 N*m		0.4 N*m		0.4 N*m		
Rated voltage	630V AC		630V AC		630V AC		630V AC		
Rated current	12A		12A		12A		12A		
O-ring material	NBR		NBR		NBR		NBR		
Cable type	-		PVC		-		PVC		
No. Conductors / Section	-		4x1.5mm <sup>2</sup>		-		4x1.5mm <sup>2</sup>		
Conductor colours	-		Bk 1; Bk 2; Bk 3; Bk 4; Yellow/Green		-		Bk 1; Bk 2; Bk 3; Bk 4; Yellow/Green		
Cable diameter	-		-		-		-		
Cable length	-		0.3m		-		0.3m		

Packaging									
Qty/Bag	Not defined		Not defined		Not defined		Not defined		

**Other accessories options**  
See accessories section

**Notes:**



### Product description

Connector type	Circular connector panel mount		Circular connector panel mount		Circular connector panel mount		Circular connector panel mount	
Conforms to	IEC 61076-2-111		IEC 61076-2-111		IEC 61076-2-111		IEC 61076-2-111	
Construction type	M12 L-Coded		M12 L-Coded		M12 L-Coded		M12 L-Coded	
Description	Circular connector M12 series L-coded, panel mount		Circular connector M12 series panel mount with PVC soldered wires		Circular connector M12 series L-coded, panel mount		Circular connector M12 series panel mount with PVC soldered wires	
Part number	L-12FP5000-PG9	L-12FR5000-PG9	L-12FP5730C-PG9	L-12FR5730C-PG9	L-12MP5000-PG9	L-12MR5000-PG9	L-12MP5730C-PG9	L-12MR5730C-PG9
Housing type	Frontal panel side	Back panel side	Frontal panel side	Back panel side	Frontal panel side	Back panel side	Frontal panel side	Back panel side
Contacts type	Female		Female		Male		Male	
Number of contacts	4poles + F.E.		4poles + F.E.		4poles + F.E.		4poles + F.E.	
Fixing thread	PG9		PG9		PG9		PG9	
Cut size	-		-		-		-	

### Technical data

Type of termination	Contacts to solder wires		Contacts to solder wires		Contacts to solder wires		Contacts to solder wires	
Contacts material	Brass + Gold flash		Brass + Gold flash		Brass + Gold flash		Brass + Gold flash	
Housing material	Brass + Nickel plated		Brass + Nickel plated		Brass + Nickel plated		Brass + Nickel plated	
Mobile coupling nut material	Brass + Nickel plated (SW17)		Brass + Nickel plated (SW17)		Brass + Nickel plated (SW17)		Brass + Nickel plated (SW17)	
M12 coupling nut torque	0.4 N*m		0.4 N*m		0.4 N*m		0.4 N*m	
Rated voltage	63V DC		63V DC		63V DC		63V DC	
Rated current	16A		16A		16A		16A	
O-ring material	NBR		NBR		NBR		NBR	
Cable type	-		PVC		-		PVC	
No. Conductors / Section	-		4x1.5mm <sup>2</sup>		-		4x1.5mm <sup>2</sup>	
Conductor colours	-		Brown; White; Blue; Black; Grey		-		Brown; White; Blue; Black; Grey	
Cable diameter	-		-		-		-	
Cable length	-		0.3m		-		0.3m	

### Packaging

Qty/Bag	Not defined		Not defined		Not defined		Not defined	
---------	-------------	--	-------------	--	-------------	--	-------------	--

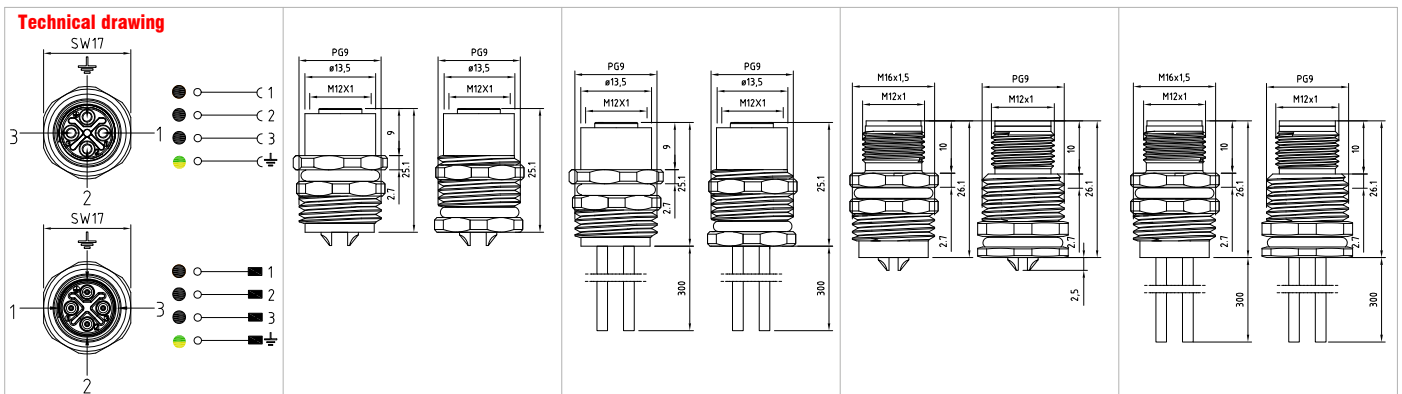
### Other accessories options

See accessories section

### Notes:

# M12 CIRCULAR CONNECTORS

## Panel mount - S-coded



Product description		Circular connector panel mount		Circular connector panel mount		Circular connector panel mount		Circular connector panel mount	
Connector type	Circular connector panel mount	Circular connector panel mount	Circular connector panel mount	Circular connector panel mount	Circular connector panel mount	Circular connector panel mount	Circular connector panel mount	Circular connector panel mount	Circular connector panel mount
Conforms to	IEC 61076-2-101	IEC 61076-2-101	IEC 61076-2-101	IEC 61076-2-101	IEC 61076-2-101	IEC 61076-2-101	IEC 61076-2-101	IEC 61076-2-101	IEC 61076-2-101
Construction type	M12 S-Coded	M12 S-Coded	M12 S-Coded	M12 S-Coded	M12 S-Coded	M12 S-Coded	M12 S-Coded	M12 S-Coded	M12 S-Coded
Description	Circular connector M12 series S-coded, panel mount	Circular connector M12 series panel mount with TPO soldered wires	Circular connector M12 series panel mount with TPO soldered wires	Circular connector M12 series S-coded, panel mount	Circular connector M12 series S-coded, panel mount	Circular connector M12 series S-coded, panel mount	Circular connector M12 series S-coded, panel mount	Circular connector M12 series panel mount with TPO soldered wires	Circular connector M12 series panel mount with TPO soldered wires
Part number	<b>S-12FP4000-PG9</b> <b>S-12FR4000-PG9</b>	<b>S-12FP4810C-PG9</b> <b>S-12FR4810C-PG9</b>	<b>S-12FP4810C-PG9</b> <b>S-12FR4810C-PG9</b>	<b>S-12MP4000-PG9</b> <b>S-12MR4000-PG9</b>	<b>S-12MP4000-PG9</b> <b>S-12MR4000-PG9</b>	<b>S-12MP4810C-PG9</b> <b>S-12MR4810C-PG9</b>	<b>S-12MP4810C-PG9</b> <b>S-12MR4810C-PG9</b>	<b>S-12MP4810C-PG9</b> <b>S-12MR4810C-PG9</b>	<b>S-12MP4810C-PG9</b> <b>S-12MR4810C-PG9</b>
Housing type	Frontal panel side    Back panel side	Frontal panel side    Back panel side	Frontal panel side    Back panel side	Frontal panel side    Back panel side	Frontal panel side    Back panel side	Frontal panel side    Back panel side	Frontal panel side    Back panel side	Frontal panel side    Back panel side	Frontal panel side    Back panel side
Contacts type	Female	Female	Female	Male	Male	Male	Male	Male	Male
Number of contacts	3poles + P.E.	3poles + P.E.	3poles + P.E.	3poles + P.E.	3poles + P.E.	3poles + P.E.	3poles + P.E.	3poles + P.E.	3poles + P.E.
Fixing thread	PG9	PG9	PG9	PG9	PG9	PG9	PG9	PG9	PG9
Cut size	-	-	-	-	-	-	-	-	-

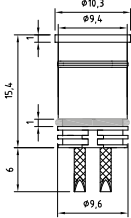
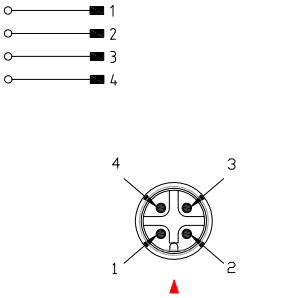
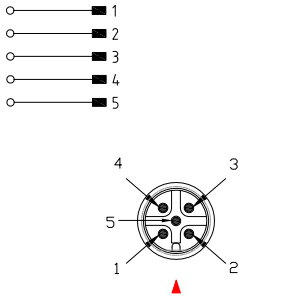
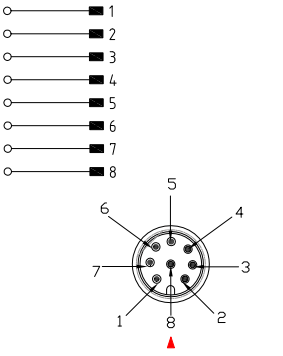
Technical data		Contacts to solder wires		Contacts to solder wires		Contacts to solder wires		Contacts to solder wires	
Type of termination	Contacts to solder wires	Contacts to solder wires	Contacts to solder wires	Contacts to solder wires	Contacts to solder wires	Contacts to solder wires	Contacts to solder wires	Contacts to solder wires	Contacts to solder wires
Contacts material	Brass + Gold flash	Brass + Gold flash	Brass + Gold flash	Brass + Gold flash	Brass + Gold flash	Brass + Gold flash	Brass + Gold flash	Brass + Gold flash	Brass + Gold flash
Housing material	Brass + Nickel plated	Brass + Nickel plated	Brass + Nickel plated	Brass + Nickel plated	Brass + Nickel plated	Brass + Nickel plated	Brass + Nickel plated	Brass + Nickel plated	Brass + Nickel plated
Mobile coupling nut material	Brass + Nickel plated (SW17)	Brass + Nickel plated (SW17)	Brass + Nickel plated (SW17)	Brass + Nickel plated (SW17)	Brass + Nickel plated (SW17)	Brass + Nickel plated (SW17)	Brass + Nickel plated (SW17)	Brass + Nickel plated (SW17)	Brass + Nickel plated (SW17)
M12 coupling nut torque	0.4 N*m	0.4 N*m	0.4 N*m	0.4 N*m	0.4 N*m	0.4 N*m	0.4 N*m	0.4 N*m	0.4 N*m
Rated voltage	630V AC	630V AC	630V AC	630V AC	630V AC	630V AC	630V AC	630V AC	630V AC
Rated current	12A	12A	12A	12A	12A	12A	12A	12A	12A
O-ring material	NBR	NBR	NBR	NBR	NBR	NBR	NBR	NBR	NBR
Cable type	-	TPO	TPO	-	-	-	-	TPO	TPO
No. Conductors / Section	-	4x1.5mm <sup>2</sup>	4x1.5mm <sup>2</sup>	-	-	-	-	4x1.5mm <sup>2</sup>	4x1.5mm <sup>2</sup>
Conductor colours	-	Black 1; Black 2; Black 3; Yellow/Green	Black 1; Black 2; Black 3; Yellow/Green	-	-	-	-	Black 1; Black 2; Black 3; Yellow/Green	Black 1; Black 2; Black 3; Yellow/Green
Cable diameter	-	-	-	-	-	-	-	-	-
Cable length	-	0.3m	0.3m	-	-	-	-	0.3m	0.3m

Packaging		Not defined		Not defined		Not defined		Not defined	
Qty/Bag	Not defined	Not defined	Not defined	Not defined	Not defined	Not defined	Not defined	Not defined	Not defined

**Other accessories options**  
See accessories section

**Notes:**



<b>Technical drawing</b>			
			
<b>Product description</b>			
Connector type	Internal core	Internal core	Internal core
Conforms to	IEC 61076-2-101	IEC 61076-2-101	IEC 61076-2-101
Construction type	M12 A-Coded	M12 A-Coded	M12 A-Coded
Description	Internal core of circular connector M12 series, panel mount	Internal core of circular connector M12 series, panel mount	Internal core of circular connector M12 series, panel mount
Part number	<b>12MN4000</b>	<b>12MN5000</b>	<b>12MN8000</b>
Internal core housing type	Connector panel mount	Connector panel mount	Connector panel mount
Contacts type	Male	Male	Male
Number of contacts	4poles	5poles	8poles
<b>Technical data</b>			
Type of termination	Contacts to solder wires	Contacts to solder wires	Contacts to solder wires
Contacts material	Brass + Gold flash	Brass + Gold flash	Brass + Gold flash
Internal core housing material	PA66	PA66	PA66
Rated voltage	250V AC / DC	60V AC / DC	30V AC / DC
Rated current	4A	4A	2A
O-ring material	NBR	NBR	NBR
Cable type	-	-	-
No. Conductors / Section	-	-	-
Conductor colours	-	-	-
Cable diameter	-	-	-
Cable length			
<b>Packaging</b>			
Qty/Bag	Not defined	Not defined	Not defined
<b>Other accessories options</b>			
See accessories section			
<b>Notes:</b>			
Connectors available with different features: See the general features and codification scheme page See the cables list section			

# M12 CIRCULAR CONNECTORS

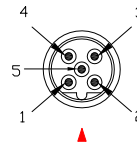
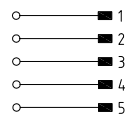
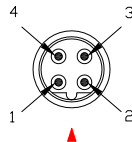
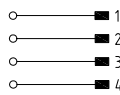
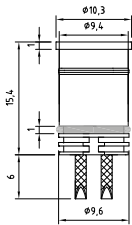
## Internal cores - A-coded



<b>Technical drawing</b>				
<b>Product description</b>				
Connector type	Internal core	Internal core	Internal core	Internal core
Conforms to	IEC 61076-2-101	IEC 61076-2-101	IEC 61076-2-101	IEC 61076-2-101
Construction type	M12 A-Coded	M12 A-Coded	M12 A-Coded	M12 A-Coded
Description	Internal core of circular connector M12 series,panel mount	Internal core of circular connector M12 series,panel mount	Internal core of circular connector M12 series,panel mount	Internal core of circular connector M12 series,panel mount
Part number	<b>12FN4000</b>	<b>12FN5000</b>	<b>12FN8000</b>	
Internal core housing type	Connector panel mount	Connector panel mount	Connector panel mount	
Contacts type	Female	Female	Female	
Number of contacts	4poles	5poles	8poles	
<b>Technical data</b>				
Type of termination	Contacts to solder wires	Contacts to solder wires	Contacts to solder wires	
Contacts material	Brass + Gold flash	Brass + Gold flash	Brass + Gold flash	
Internal core housing material	PA66	PA66	PA66	
Rated voltage	250V AC / DC	60V AC / DC	30V AC / DC	
Rated current	4A	4A	2A	
O-ring material	NBR	NBR	NBR	
Cable type	-	-	-	
No. Conductors / Section	-	-	-	
Conductor colours	-	-	-	
Cable diameter	-	-	-	
Cable length	-	-	-	
<b>Packaging</b>				
Qty/Bag	Not defined	Not defined	Not defined	
<b>Other accessories options</b>				
See accessories section				
<b>Notes:</b>				
Connectors available with different features: See the general features and codification scheme page See the cables list section				



**Technical drawing**



**Product description**

Connector type	Internal core	Internal core
Conforms to	IEC 61076-2-101	IEC 61076-2-101
Construction type	M12 B-Coded	M12 B-Coded
Description	Internal core of circular connector M12 series, B-coded, panel mount	Internal core of circular connector M12 series, B-coded, panel mount
Part number	<b>B-12MN4000</b>	<b>B-12MN5000</b>
Internal core housing type	Connector panel mount	Connector panel mount
Contacts type	Male	Male
Number of contacts	4poles	5poles

**Technical data**

Type of termination	Contacts to solder wires	Contacts to solder wires
Contacts material	Brass + Gold flash	Brass + Gold flash
Internal core housing material	PA66	PA66
Rated voltage	250V AC / DC	60V AC / DC
Rated current	4A	4A
O-ring material	NBR	NBR
Cable type	-	-
No. Conductors / Section	-	-
Conductor colours	-	-
Cable diameter	-	-
Cable length		

**Packaging**

Qty/Bag	Not defined	Not defined
---------	-------------	-------------

**Other accessories options**

See accessories section

**Notes:**

Connectors available with different features:  
See the general features and codification scheme page  
See the cables list section

# M12 CIRCULAR CONNECTORS

## Internal cores - B-coded

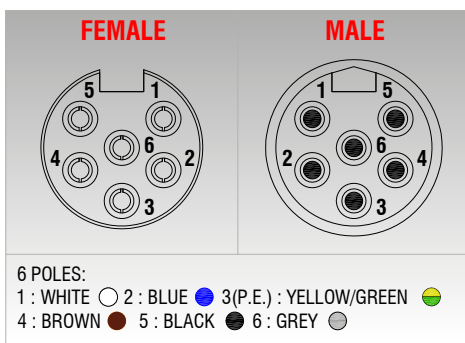
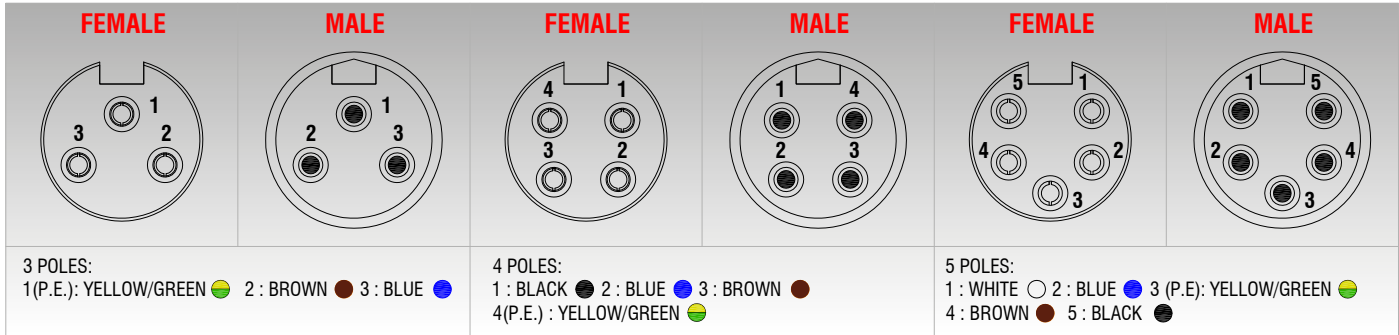


<b>Technical drawing</b>			
<b>Product description</b>			
Connector type	Internal core	Internal core	
Conforms to	IEC 61076-2-101	IEC 61076-2-101	
Construction type	M12 B-Coded	M12 B-Coded	
Description	Internal core of circular connector M12 series, B-coded, panel mount	Internal core of circular connector M12 series, B-coded, panel mount	
Part number	<b>B-12FN4000</b>	<b>B-12FN5000</b>	
Internal core housing type	Connector panel mount	Connector panel mount	
Contacts type	Female	Female	
Number of contacts	4poles	5poles	
<b>Technical data</b>			
Type of termination	Contacts to solder wires	Contacts to solder wires	
Contacts material	Brass + Gold flash	Brass + Gold flash	
Internal core housing material	PA66	PA66	
Rated voltage	250V AC / DC	60V AC / DC	
Rated current	4A	4A	
O-ring material	NBR	NBR	
Cable type	-	-	
No. Conductors / Section	-	-	
Conductor colours	-	-	
Cable diameter	-	-	
Cable length	-	-	
<b>Packaging</b>			
Qty/Bag	Not defined	Not defined	
<b>Other accessories options</b>			
See accessories section			
<b>Notes:</b>			
Connectors available with different features: See the general features and codification scheme page See the cables list section			





**7/8 " CIRCULAR CONNECTORS**



### • GENERAL FEATURES OF FIELD ATTACHABLE CONNECTORS:

**Cable Gland :**  
PG11 : ø CABLE 6-10mm.

**Type of terminations :**  
Screw.

**Coupling nut material :**  
Brass + Nickel plated.  
Stainless steel AISI304 (upon request).  
Stainless steel AISI316 (upon request).

**Operating temperature :**  
-40°C +90°C.

**Conductor cross section :**  
max. 1.50mm<sup>2</sup> (16AWG).

**Contact material and treatment :**  
Brass + Gold flash.

**Flammability resistance :**  
V2 - Standard.

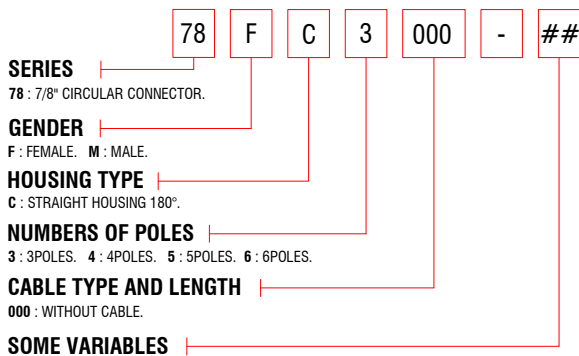
**Fixing system :**  
7/8" coupling nut.

**Housing material :**  
PA66.

**Protection class :**  
IP65/67 (assembled).

**Max. screw torque IEC60947-1 :**  
Contact screw torque 0.4 N\*m.  
7/8" coupling nut torque 0.8 N\*m.

**Internal core material :**  
PVC.



**HN :** HEXAGONAL 7/8" COUPLING NUT. **H :** HEXAGONAL CABLE GLAND **INOX :** 7/8" COUPLING NUT IN STAINLESS STEEL (AISI304).  
**IN316 :** 7/8" COUPLING NUT IN STAINLESS STEEL (AISI316). **Y :** WITHOUT H.T.P.LOGO.

# 7/8 " CIRCULAR CONNECTORS

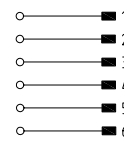
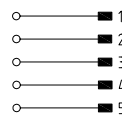
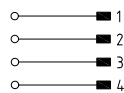
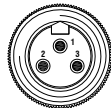

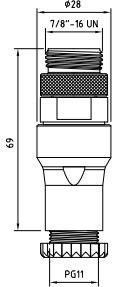
Field attachable connectors



Technical drawing							
Product description							
Connector type	Circular connector field attachable	Circular connector field attachable	Circular connector field attachable	Circular connector field attachable	Circular connector field attachable		
Conforms to	--	--	--	--	--		
Construction type	7/8"-16 UN	7/8"-16 UN	7/8"-16 UN	7/8"-16 UN	7/8"-16 UN		
Part number	<b>78FC3000</b>	<b>78FC4000</b>	<b>78FC5000</b>	<b>78FC6000</b>			
Housing type	Straight 180°	Straight 180°	Straight 180°	Straight 180°			
Cable gland	CIRCULAR flower	CIRCULAR flower	CIRCULAR flower	CIRCULAR flower			
Description	Circular connector 7/8" series field attachable	Circular connector 7/8" series field attachable	Circular connector 7/8" series field attachable	Circular connector 7/8" series field attachable	Circular connector 7/8" series field attachable		
Contacts type	Female	Female	Female	Female	Female		
Number of contacts	3poles (2p. +P.E.)	4poles (3p. +P.E.)	5poles (4p. +P.E.)	6poles (5p. +P.E.)			
Housing colour	Black	Black	Black	Black			
Technical data							
Type of termination	Screw contacts	Screw contacts	Screw contacts	Screw contacts	Screw contacts		
Contact screw torque	0.4 N*m	0.4 N*m	0.4 N*m	0.4 N*m	0.4 N*m		
Contacts material	Brass + Gold flash	Brass + Gold flash	Brass + Gold flash	Brass + Gold flash	Brass + Gold flash		
Coupling nut type	Knurl round	Knurl round	Knurl round	Knurl round	Knurl round		
7/8" coupling nut material	Brass + Nickel plated	Brass + Nickel plated	Brass + Nickel plated	Brass + Nickel plated	Brass + Nickel plated		
7/8" coupling nut torque	0.8 N*m	0.8 N*m	0.8 N*m	0.8 N*m	0.8 N*m		
Rated voltage	300V AC / DC	300V AC / DC	300V AC / DC	300V AC / DC	300V AC / DC		
Rated current	12A	9A	9A	9A	9A		
Temperature range	-40°C +90°C	-40°C +90°C	-40°C +90°C	-40°C +90°C	-40°C +90°C		
O-ring material	NBR	NBR	NBR	NBR	NBR		
Suitable cable	ø 6.5 - 9.5mm	ø 6.5 - 9.5mm	ø 6.5 - 9.5mm	ø 6.5 - 9.5mm	ø 6.5 - 9.5mm		
Packaging							
Qty/Bag	1 pc / bag	1 pc / bag	1 pc / bag	1 pc / bag	1 pc / bag		
Other accessories options							
See accessories section							
Notes:							
Connectors available with different features: See the general features and codification scheme page							



### Technical drawing



### Product description

Connector type	Circular connector field attachable	Circular connector field attachable	Circular connector field attachable	Circular connector field attachable
Conforms to	--	--	--	--
Construction type	7/8"-16 UN	7/8"-16 UN	7/8"-16 UN	7/8"-16 UN
Part number	<b>78MC3000</b>	<b>78MC4000</b>	<b>78MC5000</b>	<b>78MC6000</b>
Housing type	Straight 180°	Straight 180°	Straight 180°	Straight 180°
Cable gland	CIRCULAR flower	CIRCULAR flower	CIRCULAR flower	CIRCULAR flower
Description	Circular connector 7/8" series field attachable	Circular connector 7/8" series field attachable	Circular connector 7/8" series field attachable	Circular connector 7/8" series field attachable
Contacts type	Male	Male	Male	Male
Number of contacts	3poles (2p. +P.E.)	4poles (3p. +P.E.)	5poles (4p. +P.E.)	6poles (5p. +P.E.)
Housing colour	Black	Black	Black	Black

### Technical data

Type of termination	Screw contacts	Screw contacts	Screw contacts	Screw contacts
Contact screw torque	0.4 N*m	0.4 N*m	0.4 N*m	0.4 N*m
Contacts material	Brass + Gold flash	Brass + Gold flash	Brass + Gold flash	Brass + Gold flash
Coupling nut type	Knurl round	Knurl round	Knurl round	Knurl round
7/8" coupling nut material	Brass + Nickel plated	Brass + Nickel plated	Brass + Nickel plated	Brass + Nickel plated
7/8" coupling nut torque	0.8 N*m	0.8 N*m	0.8 N*m	0.8 N*m
Rated voltage	300V AC / DC	300V AC / DC	300V AC / DC	300V AC / DC
Rated current	12A	9A	9A	9A
Temperature range	-40°C +90°C	-40°C +90°C	-40°C +90°C	-40°C +90°C
O-ring material	NBR	NBR	NBR	NBR
Suitable cable	ø 6.5 - 9.5mm	ø 6.5 - 9.5mm	ø 6.5 - 9.5mm	ø 6.5 - 9.5mm

### Packaging

Qty/Bag	1 pc / bag	1 pc / bag	1 pc / bag	1 pc / bag
---------	------------	------------	------------	------------

### Other accessories options

See accessories section

### Notes:

Connectors available with different features:  
See the general features and codification scheme page

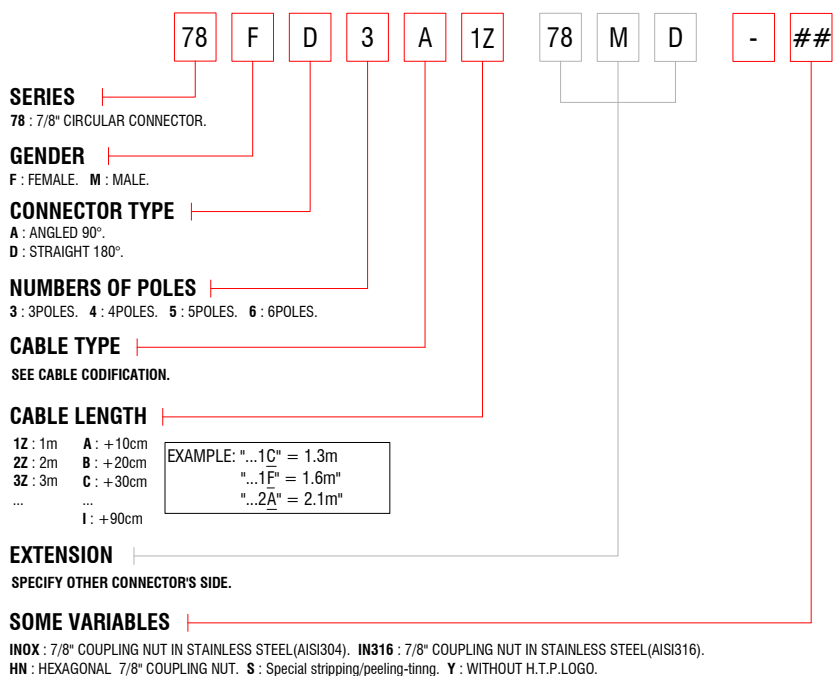
# 7/8 " CIRCULAR CONNECTORS

Moulded cable connectors - General features and codification scheme



## • GENERAL FEATURES OF MOULDED CONNECTORS:

- Conductor cross section :** 1.50mm<sup>2</sup>(16AWG).
- Housing material :** Polypropylene.
- Operating temperature :** -40°C +90°C.
- Fixing system :** 7/8" coupling nut.
- Internal core material :** PVC.
- Max. screw torque IEC60947-1** 7/8" coupling nut torque 0.8 N\*m.
- Coupling nut material :** Brass + Nickel plated.  
Stainless steel AISI304(upon request).  
Stainless steel AISI316(upon request).
- Type of terminations :** Solder wires.
- Protection class :** IP 67.
- Contact material and treatment :** Brass + Gold flash.



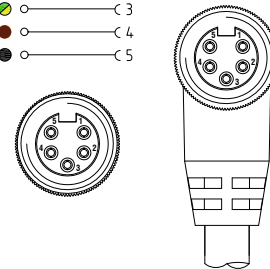
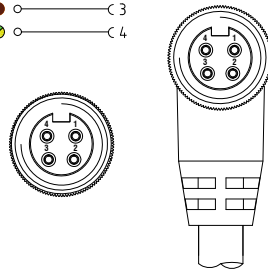
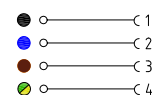
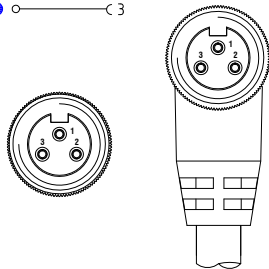
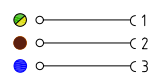
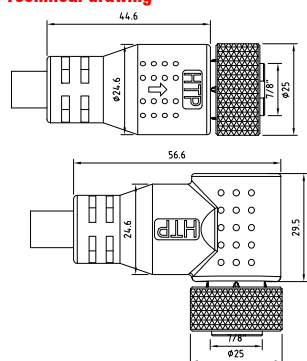
## • CABLE CODIFICATION:

Code	Material	Type of cable	Colour	Section	No.core	Cable ø mm ±0.3	Temperature range °C
A	PVC/PVC	CEI2022	Black	1.50mm <sup>2</sup>	3	ø 7.8mm	-20°C / +80°C
					4	ø 10.2mm	-20°C / +80°C
					5	ø 11mm	-20°C / +80°C
C	PUR/PUR		Black	1.50mm <sup>2</sup>	3 *	ø 7.8mm	-40°C / +80°C
					4 *	ø 10.2mm	-40°C / +80°C
					5 *	ø 11mm	-40°C / +80°C

\* = Cables with minimum quantity required.



### Technical drawing



### Product description

Connector type	Circular connector with moulded cable		Circular connector with moulded cable		Circular connector with moulded cable	
Conforms to	--		--		--	
Construction type	7/8"-16 UN		7/8"-16 UN		7/8"-16 UN	
Description	Circular connector 7/8" series with moulded cable		Circular connector 7/8" series with moulded cable		Circular connector 7/8" series with moulded cable	
Part number	<b>78FD3A1Z</b>	<b>78FA3A1Z</b>	<b>78FD4A1Z</b>	<b>78FA4A1Z</b>	<b>78FD5A1Z</b>	<b>78FA5A1Z</b>
Housing type	Straight 180°	Angled 90°	Straight 180°	Angled 90°	Straight 180°	Angled 90°
Cable gland	Moulded cable		Moulded cable		Moulded cable	
Contacts type	Female		Female		Female	
Number of contacts	3poles (2p. +P.E.)		4poles (3p. +P.E.)		5poles (4p. +P.E.)	
Housing colour	Black		Black		Black	

### Technical data

Type of termination	Contacts to solder wires		Contacts to solder wires		Contacts to solder wires	
Contacts material	Brass + Gold flash		Brass + Gold flash		Brass + Gold flash	
Coupling nut type	Knurl round		Knurl round		Knurl round	
7/8 " coupling nut material	Brass + Nickel plated		Brass + Nickel plated		Brass + Nickel plated	
7/8 " coupling nut torque	0.8 N*m		0.8 N*m		0.8 N*m	
Rated voltage	300V AC / DC (max.600V AC/DC)		300V AC / DC (max.600V AC/DC)		300V AC / DC (max.600V AC/DC)	
Rated current	13A		10A		8A	
O-ring material	NBR		NBR		NBR	
Cable type	PVC/PVC CEI2022		PVC/PVC CEI2022		PVC/PVC CEI2022	
Cable jacket colour	Black		Black		Black	
No. Conductors / Section	3x1.50mm <sup>2</sup>		4x1.50mm <sup>2</sup>		5x1.50mm <sup>2</sup>	
Conductor colours	Yellow/green; Brown; Blue;		Black; Blue; Brown; Yellow/green;		White; Blue; Yellow/green; Brown; Black;	
Cable diameter	ø7.8mm (±0.3)		ø10.2mm (±0.3)		ø11mm (±0.3)	
Cable length	1m		1m		1m	

### Packaging

Qty/Bag	1 pc / bag	1 pc / bag	1 pc / bag
---------	------------	------------	------------

### Other accessories options

-
---

### Notes:

Connectors available with different features:  
See the general features and codification scheme page

# 7/8 " CIRCULAR CONNECTORS

Moulded cable connectors



**Technical drawing**

<b>Product description</b>						
Connector type	Circular connector with moulded cable		Circular connector with moulded cable		Circular connector with moulded cable	
Conforms to	--		--		--	
Construction type	7/8"-16 UN		7/8"-16 UN		7/8"-16 UN	
Description	Circular connector 7/8" series with moulded cable		Circular connector 7/8" series with moulded cable		Circular connector 7/8" series with moulded cable	
Part number	<b>78MD3A1Z</b>	<b>78MA3A1Z</b>	<b>78MD4A1Z</b>	<b>78MA4A1Z</b>	<b>78MD5A1Z</b>	<b>78MA5A1Z</b>
Housing type	Straight 180°	Angled 90°	Straight 180°	Angled 90°	Straight 180°	Angled 90°
Cable gland	Moulded cable		Moulded cable		Moulded cable	
Contacts type	Male		Male		Male	
Number of contacts	3poles (2p. +P.E.)		4poles (3p. +P.E.)		5poles (4p. +P.E.)	
Housing colour	Black		Black		Black	

<b>Technical data</b>			
Type of termination	Contacts to solder wires		Contacts to solder wires
Contacts material	Brass+Gold flash		Brass+Gold flash
Coupling nut type	Knurl round		Knurl round
7/8 " coupling nut material	Brass+Nickel plated		Brass+Nickel plated
7/8 " coupling nut torque	0.8 N*m		0.8 N*m
Rated voltage	300V AC / DC (max.600V AC/DC)		300V AC / DC (max.600V AC/DC)
Rated current	13A		10A
O-ring material	-		-
Cable type	PVC/PVC CEI2022		PVC/PVC CEI2022
Cable jacket colour	Black		Black
No.Conductors / Section	3x1.50mm <sup>2</sup>		5x1.50mm <sup>2</sup>
Conductor colours	Yellow/green; Brown; Blue;		Black; Blue; Brown; Yellow/green;
Cable diameter	ø7.8mm (±0.3)		ø10.2mm (±0.3)
Cable length	1m		1m

<b>Packaging</b>		
Qty/Bag	1 pc / bag	1 pc / bag

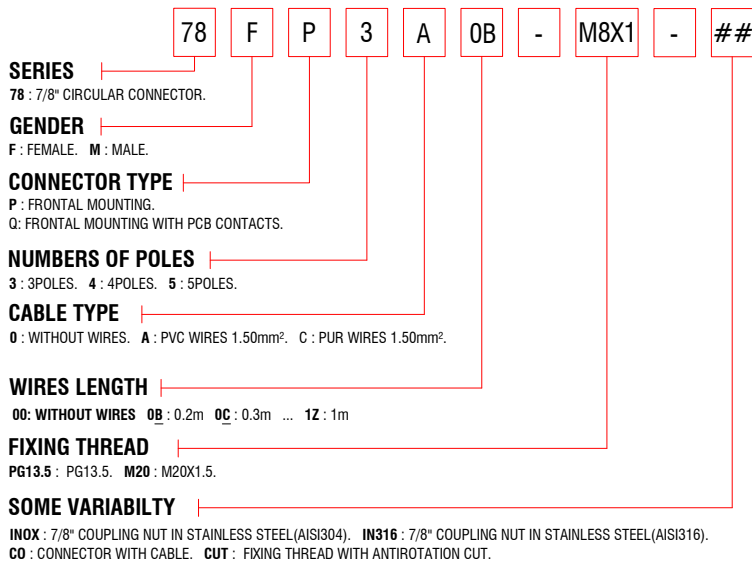
**Other accessories options**

-

**Notes:**  
Connectors available with different features:  
See the general features and codification scheme page

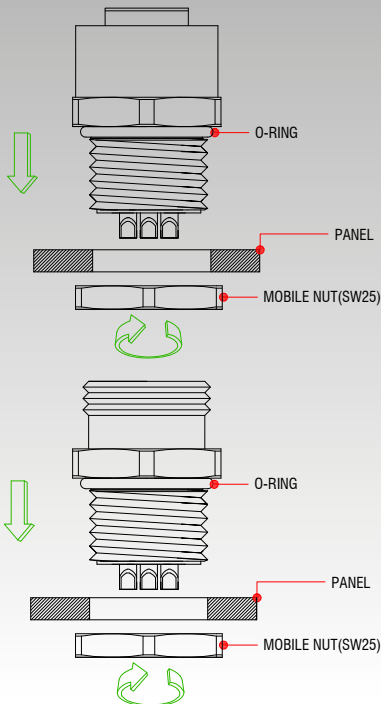
## GENERAL FEATURES PANEL MOUNT CONNECTORS:

<b>Conductor cross section :</b> 1.50mm <sup>2</sup> (16AWG).	<b>Type of terminations :</b> Solder wires. Solder PCB.	<b>Housing material :</b> Brass + Nickel plated Stainless Steel AISI304 (upon request). Stainless Steel AISI316 (upon request)	<b>Internal core material :</b> PA66.	<b>Operating temperature :</b> -40°C +90°C.
<b>Fixing system :</b> 7/8" coupling nut.	<b>Contact material and treatment :</b> Brass + Gold flash.		<b>Flammability resistance :</b> V2 - Standard.	
<b>Max. screw torque IEC60947-1</b> 7/8" coupling nut torque 0.8 N*m			<b>Protection class :</b> IP 67 (assembled).	



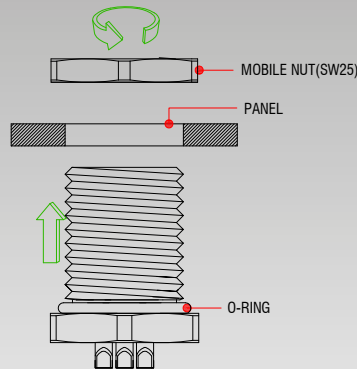
### FRONT MOUNTING:

The type of mounting of the panel connector into the panel is defined with reference to the way the connector is mounted into the panel. In front mounting the mobile nut is in the back side towards the panel.



### BACK MOUNTING:

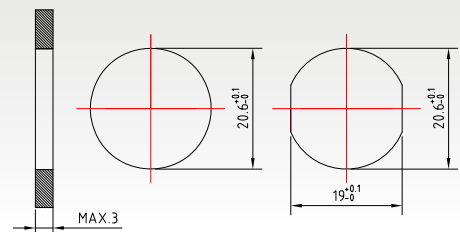
The type of mounting of the panel connector into the panel is defined with reference to the way the connector is mounted into the panel. In back mounting the mobile nut is in the front side towards the panel.



### PANEL FEATURES:

Suitable for standard connector PG13.5.

\* Suitable for connector PG13.5 with cut on the fixed thread.



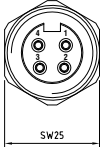
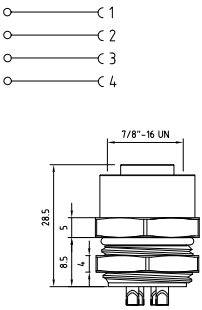
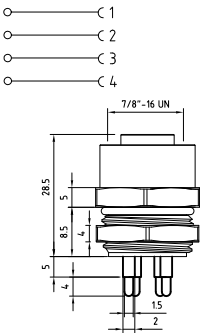
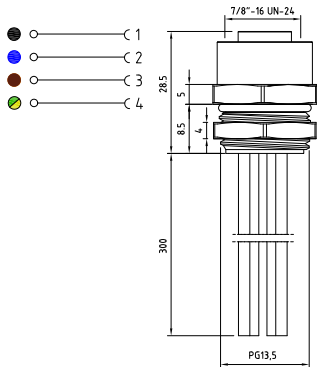
# 7/8" CIRCULAR CONNECTORS

Panel mount connectors



Technical drawing							
<b>Product description</b>							
Connector type	Circular connector to panel	Circular connector to panel	Circular connector to panel	Circular connector to panel	Circular connector to panel	Circular connector to panel	Circular connector to panel
Conforms to	-	-	-	-	-	-	-
Construction type	7/8"-16 UN	7/8"-16 UN	7/8"-16 UN	7/8"-16 UN	7/8"-16 UN	7/8"-16 UN	7/8"-16 UN
Description	Circular connector 7/8" series to PANEL.	Circular connector 7/8" series to PANEL with contacts suitable for solder PCB.	Circular connector 7/8" series to PANEL with contacts suitable for solder PCB.	Circular connector 7/8" series to PANEL with contacts suitable for solder PCB.	Circular connector 7/8" series to PANEL with contacts suitable for solder PCB.	Circular connector 7/8" series to PANEL with contacts suitable for solder PCB.	Circular connector 7/8" series to PANEL with contacts suitable for solder PCB.
Part number	<b>78FP3000-PG13.5</b>	<b>78FQ3000-PG13.5</b>	<b>78FQ3000-PG13.5</b>	<b>78FP3000-PG13.5</b>	<b>78FP3000-PG13.5</b>	<b>78FP3000-PG13.5</b>	<b>78FP3000-PG13.5</b>
Mounting type	Frontal side of the panel	Frontal side of the panel	Frontal side of the panel	Frontal side of the panel	Frontal side of the panel	Frontal side of the panel	Frontal side of the panel
Contacts type	Female	Female	Female	Female	Female	Female	Female
Number of contacts	3poles	3poles	3poles	3poles	3poles	3poles	3poles
Fixing Thread	PG13.5	PG13.5	PG13.5	PG13.5	PG13.5	PG13.5	PG13.5
<b>Technical data</b>							
Type of termination	Contacts to solder wires	Contacts to solder for PCB	Contacts to solder for PCB	Contacts to solder wires	Contacts to solder wires	Contacts to solder wires	Contacts to solder wires
Contacts material	Brass+Gold flash	Brass+Gold flash	Brass+Gold flash	Brass+Gold flash	Brass+Gold flash	Brass+Gold flash	Brass+Gold flash
Housing /coupling nut material	Brass+Nickel plated	Brass+Nickel plated	Brass+Nickel plated	Brass+Nickel plated	Brass+Nickel plated	Brass+Nickel plated	Brass+Nickel plated
Mobile nut material(SW)	Brass+Nickel plated (SW25)	Brass+Nickel plated (SW25)	Brass+Nickel plated (SW25)	Brass+Nickel plated (SW25)	Brass+Nickel plated (SW25)	Brass+Nickel plated (SW25)	Brass+Nickel plated (SW25)
7/8" coupling nut torque	0.8 N*m	0.8 N*m	0.8 N*m	0.8 N*m	0.8 N*m	0.8 N*m	0.8 N*m
Rated voltage	300V AC / DC (max.600V AC/DC)	300V AC / DC (max.600V AC/DC)	300V AC / DC (max.600V AC/DC)	300V AC / DC (max.600V AC/DC)	300V AC / DC (max.600V AC/DC)	300V AC / DC (max.600V AC/DC)	300V AC / DC (max.600V AC/DC)
Rated current	12A	12A	12A	12A	12A	12A	12A
O-ring material	NBR	NBR	NBR	NBR	NBR	NBR	NBR
Cable type	-	-	-	-	-	PVC	PVC
No. Conductors / Section	-	-	-	-	-	3 x 1.50mm <sup>2</sup>	3 x 1.50mm <sup>2</sup>
Conductor colours	-	-	-	-	-	Yellow/green; Brown; Blue;	Yellow/green; Brown; Blue;
Cable diameter	-	-	-	-	-	-	-
Cable length	-	-	-	-	-	0.3m	0.3m
<b>Packaging</b>							
Qty/Bag	Not defined	Not defined	Not defined	Not defined	Not defined	Not defined	Not defined
<b>Other accessories options</b>							
-							
<b>Notes:</b>							
Connectors available with different features: See the general features and codification scheme page							



<b>Technical drawing</b>			
			
<b>Product description</b>			
Connector type	Circular connector to panel	Circular connector to panel	Circular connector to panel
Conforms to	-	-	-
Construction type	7/8"-16 UN	7/8"-16 UN	7/8"-16 UN
Description	Circular connector 7/8" series to PANEL.	Circular connector 7/8" series to PANEL with contacts suitable for solder PCB.	Circular connector 7/8" series to PANEL with PVC soldered wires.
Part number	<b>78FP4000-PG13.5</b>	<b>78FQ4000-PG13.5</b>	<b>78FP4A0C-PG13.5</b>
Mounting type	Frontal side of the panel	Frontal side of the panel	Frontal side of the panel
Contacts type	Female	Female	Female
Number of contacts	4poles	4poles	4poles
Fixing Thread	PG13.5	PG13.5	PG13.5
<b>Technical data</b>			
Type of termination	Contacts to solder wires	Contacts to solder for PCB	Contacts to solder wires
Contacts material	Brass + Gold flash	Brass + Gold flash	Brass + Gold flash
Housing /coupling nut material	Brass + Nickel plated	Brass + Nickel plated	Brass + Nickel plated
Mobile nut material(SW)	Brass + Nickel plated (SW25)	Brass + Nickel plated (SW25)	Brass + Nickel plated (SW25)
7/8" coupling nut torque	0.8 N*m	0.8 N*m	0.8 N*m
Rated voltage	300V AC / DC (max.600V AC/DC)	300V AC / DC (max.600V AC/DC)	300V AC / DC (max.600V AC/DC)
Rated current	9A	9A	9A
O-ring material	NBR	NBR	NBR
Cable type	-	-	PVC
No. Conductors / Section	-	-	4 x 1.50mm <sup>2</sup>
Conductor colours	-	-	Black; Blue; Brown; Yellow/green;
Cable diameter	-	-	-
Cable length	-	-	0.3m
<b>Packaging</b>			
Qty/Bag	Not defined	Not defined	Not defined
<b>Other accessories options</b>			
-			
<b>Notes:</b>			
Connectors available with different features: See the general features and codification scheme page			

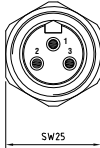

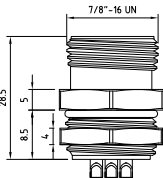

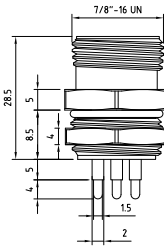
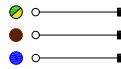
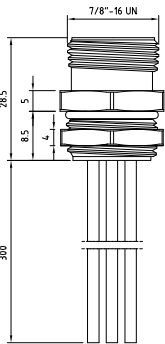
# 7/8 " CIRCULAR CONNECTORS

Panel mount connectors



Technical drawing		Technical drawing		Technical drawing	
Product description					
Connector type	Circular connector to panel	Circular connector to panel	Circular connector to panel	Circular connector to panel	Circular connector to panel
Conforms to	-	-	-	-	-
Construction type	7/8"-16 UN	7/8"-16 UN	7/8"-16 UN	7/8"-16 UN	7/8"-16 UN
Description	Circular connector 7/8" series to PANEL.	Circular connector 7/8" series to PANEL with contacts suitable for solder PCB.	Circular connector 7/8" series to PANEL with contacts suitable for solder PCB.	Circular connector 7/8" series to PANEL with PVC soldered wires.	Circular connector 7/8" series to PANEL with PVC soldered wires.
Part number	<b>78FP4000-PG13.5</b>	<b>78FQ5000-PG13.5</b>	<b>78FQ5000-PG13.5</b>	<b>78FP5A0C-PG13.5</b>	<b>78FP5A0C-PG13.5</b>
Mounting type	Frontal side of the panel	Frontal side of the panel	Frontal side of the panel	Frontal side of the panel	Frontal side of the panel
Contacts type	Female	Female	Female	Female	Female
Number of contacts	5poles	5poles	5poles	5poles	5poles
Fixing Thread	PG13.5	PG13.5	PG13.5	PG13.5	PG13.5
Technical data					
Type of termination	Contacts to solder wires	Contacts to solder for PCB	Contacts to solder for PCB	Contacts to solder wires	Contacts to solder wires
Contacts material	Brass + Gold flash	Brass + Gold flash	Brass + Gold flash	Brass + Gold flash	Brass + Gold flash
Housing /coupling nut material	Brass + Nickel plated	Brass + Nickel plated	Brass + Nickel plated	Brass + Nickel plated	Brass + Nickel plated
Mobile nut material(SW)	Brass + Nickel plated (SW25)	Brass + Nickel plated (SW25)	Brass + Nickel plated (SW25)	Brass + Nickel plated (SW25)	Brass + Nickel plated (SW25)
7/8 " coupling nut torque	0.8 N*m	0.8 N*m	0.8 N*m	0.8 N*m	0.8 N*m
Rated voltage	300V AC / DC (max.600V AC/DC)	300V AC / DC (max.600V AC/DC)	300V AC / DC (max.600V AC/DC)	300V AC / DC (max.600V AC/DC)	300V AC / DC (max.600V AC/DC)
Rated current	9A	9A	9A	9A	9A
O-ring material	NBR	NBR	NBR	NBR	NBR
Cable type	-	-	-	PVC	PVC
No. Conductors / Section	-	-	-	5 x 1.50mm <sup>2</sup>	5 x 1.50mm <sup>2</sup>
Conductor colours	-	-	-	White; Blue; Yellow/green; Brown; Black;	White; Blue; Yellow/green; Brown; Black;
Cable diameter	-	-	-	-	-
Cable length	-	-	-	0.3m	0.3m
Packaging					
Qty/Bag	Not defined	Not defined	Not defined	Not defined	Not defined
Other accessories options					
-					
Notes:					
Connectors available with different features: See the general features and codification scheme page					



Technical drawing			
	 	 	 

Product description			
Connector type	Circular connector to panel	Circular connector to panel	Circular connector to panel
Conforms to	-	-	-
Construction type	7/8"-16 UN	7/8"-16 UN	7/8"-16 UN
Description	Circular connector 7/8" series to PANEL.	Circular connector 7/8" series to PANEL with contacts suitable for solder PCB.	Circular connector 7/8" series to PANEL with PVC soldered wires.
Part number	<b>78MP3000-PG13.5</b>	<b>78MQ3000-PG13.5</b>	<b>78MP3A0C-PG13.5</b>
Mounting type	Frontal side of the panel	Frontal side of the panel	Frontal side of the panel
Contacts type	Male	Male	Male
Number of contacts	3poles	3poles	3poles
Fixing Thread	PG13.5	PG13.5	PG13.5

Technical data			
Type of termination	Contacts to solder wires	Contacts to solder for PCB	Contacts to solder wires
Contacts material	Brass + Gold flash	Brass + Gold flash	Brass + Gold flash
Housing /coupling nut material	Brass + Nickel plated	Brass + Nickel plated	Brass + Nickel plated
Mobile nut material(SW)	Brass + Nickel plated (SW25)	Brass + Nickel plated (SW25)	Brass + Nickel plated (SW25)
7/8 " coupling nut torque	0.8 N*m	0.8 N*m	0.8 N*m
Rated voltage	300V AC / DC (max.600V AC/DC)	300V AC / DC (max.600V AC/DC)	300V AC / DC (max.600V AC/DC)
Rated current	12A	12A	12A
O-ring material	NBR	NBR	NBR
Cable type	-	-	PVC
No. Conductors / Section	-	-	3 x 1.50mm <sup>2</sup>
Conductor colours	-	-	Yellow/green; Brown; Blue;
Cable diameter	-	-	-
Cable length	-	-	0.3m

Packaging			
Qty/Bag	Not defined	Not defined	Not defined

Other accessories options			
-			

**Notes:**  
Connectors available with different features:  
See the general features and codification scheme page


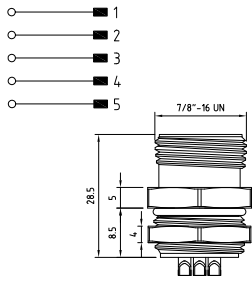
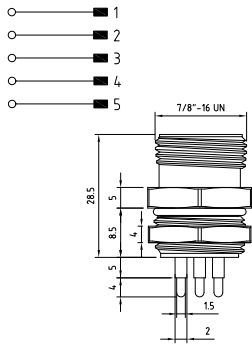
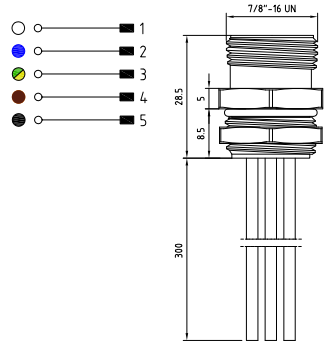
# 7/8 " CIRCULAR CONNECTORS

## Panel mount connectors



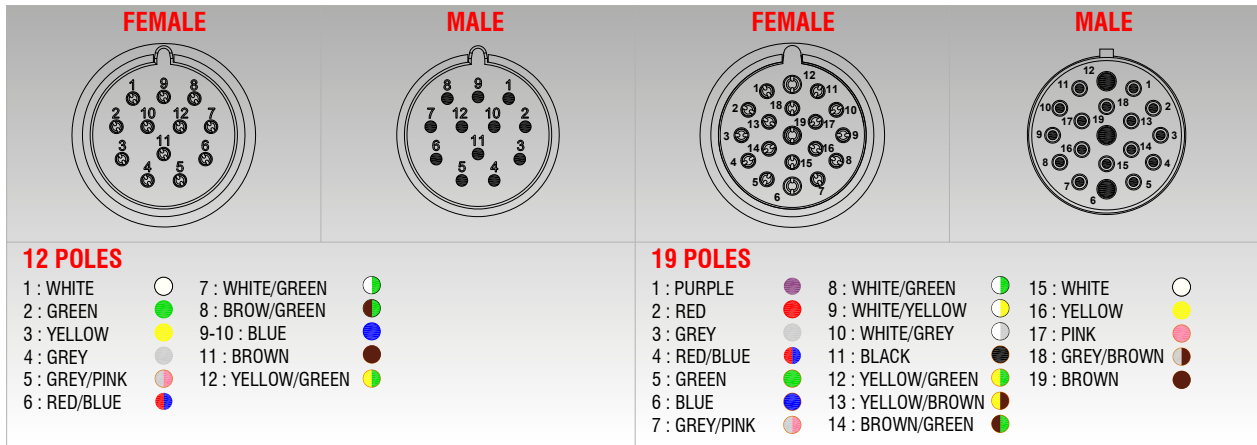
<b>Technical drawing</b>			
<b>Product description</b>			
Connector type	Circular connector to panel	Circular connector to panel	Circular connector to panel
Conforms to	-	-	-
Construction type	7/8"-16 UN	7/8"-16 UN	7/8"-16 UN
Description	Circular connector 7/8" series to PANEL.	Circular connector 7/8" series to PANEL with contacts suitable for solder PCB.	Circular connector 7/8" series to PANEL with PVC soldered wires.
Part number	<b>78MP4000-PG13.5</b>	<b>78MQ4000-PG13.5</b>	<b>78MP4A0C-PG13.5</b>
Mounting type	Frontal side of the panel	Frontal side of the panel	Frontal side of the panel
Contacts type	Male	Male	Male
Number of contacts	4poles	4poles	4poles
Fixing Thread	PG13.5	PG13.5	PG13.5
<b>Technical data</b>			
Type of termination	Contacts to solder wires	Contacts to solder for PCB	Contacts to solder wires
Contacts material	Brass + Gold flash	Brass + Gold flash	Brass + Gold flash
Housing /coupling nut material	Brass + Nickel plated	Brass + Nickel plated	Brass + Nickel plated
Mobile nut material(SW)	Brass + Nickel plated (SW25)	Brass + Nickel plated (SW25)	Brass + Nickel plated (SW25)
7/8 " coupling nut torque	0.8 N*m	0.8 N*m	0.8 N*m
Rated voltage	300V AC / DC (max.600V AC/DC)	300V AC / DC (max.600V AC/DC)	300V AC / DC (max.600V AC/DC)
Rated current	9A	9A	9A
O-ring material	NBR	NBR	NBR
Cable type	-	-	PVC
No. Conductors / Section	-	-	4 x 1.50mm <sup>2</sup>
Conductor colours	-	-	Black; Blue; Brown; Yellow/green;
Cable diameter	-	-	-
Cable length	-	-	0.3m
<b>Packaging</b>			
Qty/Bag	Not defined	Not defined	Not defined
<b>Other accessories options</b>			
-			
<b>Notes:</b>			
Connectors available with different features: See the general features and codification scheme page			



Technical drawing			
			
Product description			
Connector type	Circular connector to panel	Circular connector to panel	Circular connector to panel
Conforms to	-	-	-
Construction type	7/8"-16 UN	7/8"-16 UN	7/8"-16 UN
Description	Circular connector 7/8" series to PANEL.	Circular connector 7/8" series to PANEL with contacts suitable for solder PCB.	Circular connector 7/8" series to PANEL with PVC soldered wires.
Part number	<b>78MP5000-PG13.5</b>	<b>78MQ5000-PG13.5</b>	<b>78MP5A0C-PG13.5</b>
Mounting type	Frontal side of the panel	Frontal side of the panel	Frontal side of the panel
Contacts type	Male	Male	Male
Number of contacts	5poles	5poles	5poles
Fixing Thread	PG13.5	PG13.5	PG13.5
Technical data			
Type of termination	Contacts to solder wires	Contacts to solder for PCB	Contacts to solder wires
Contacts material	Brass + Gold flash	Brass + Gold flash	Brass + Gold flash
Housing /coupling nut material	Brass + Nickel plated	Brass + Nickel plated	Brass + Nickel plated
Mobile nut material(SW)	Brass + Nickel plated (SW25)	Brass + Nickel plated (SW25)	Brass + Nickel plated (SW25)
7/8 " coupling nut torque	0.8 N*m	0.8 N*m	0.8 N*m
Rated voltage	300V AC / DC (max.600V AC/DC)	300V AC / DC (max.600V AC/DC)	300V AC / DC (max.600V AC/DC)
Rated current	9A	9A	9A
O-ring material	NBR	NBR	NBR
Cable type	-	-	PVC
No.Conductors / Section	-	-	5 x 1.50mm <sup>2</sup>
Conductor colours	-	-	White; Blue; Yellow/green; Brown; Black;
Cable diameter	-	-	-
Cable length	-	-	0.3m
			White; Blue; Yellow/green; Brown; Black;
Packaging			
Qty/Bag	Not defined	Not defined	Not defined
Other accessories options			
-			
Notes:			
Connectors available with different features: See the general features and codification scheme page			



## M23 CIRCULAR CONNECTORS



### GENERAL FEATURES OF MOULDED / PANEL MOUNT CONNECTORS:

**Conductor cross section :**  
**Power contacts:**  
 0.82mm<sup>2</sup>(18AWG).  
**Signal contacts:**  
 0.34mm<sup>2</sup>(22AWG).

**Fixing system :**  
 M23 coupling nut.

**Housing material :**  
**Moulded connectors:**  
 Polypropylene.  
**Panel mount:**  
 Brass + Nickel plated.  
 Stainless steel AISI304(upon request)

**Coupling nut material :**  
 Brass + Nickel plated.  
 Stainless steel AISI304(upon request).

**Rated Voltage:**  
 150V AC/DC.

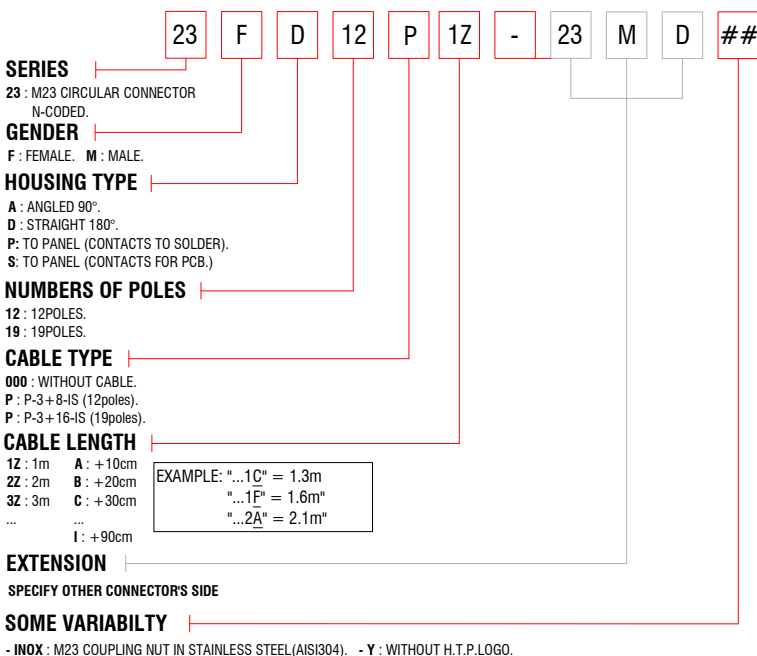
**Contact material and treatment :**  
 Brass + Gold flash.

**Internal core material :**  
 PA66.



**Protection class :**  
 IP 67.

**Rated current:**  
 12poles: 8A.  
 19poles: 10A (power contacts), 8A(signal contacts).

**Operating temperature :**  
 -25°C +90°C.



### M23 CONNECTORS CABLE:

Code	Material	Type of cable	Colour	Section	No.core	Cable $\varnothing$ mm $\pm 0.3$	Temperature range °C
P-3+8-IS	PUR/PP	 ULstyle 20549	Black	3GAWG 18 + 8xAWG 22 (0.82mm <sup>2</sup> ) (0.34mm <sup>2</sup> )	3 + 8	$\varnothing 8.8$ mm	-40°C / +80°C
P-3+16-IS	PUR/PP	 ULstyle 20549	Black	3GAWG 18 + 16xAWG 22 (0.82mm <sup>2</sup> ) (0.34mm <sup>2</sup> )	3 + 16	$\varnothing 10.6$ mm	-40°C / +80°C

# M23 CIRCULAR CONNECTORS


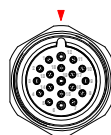
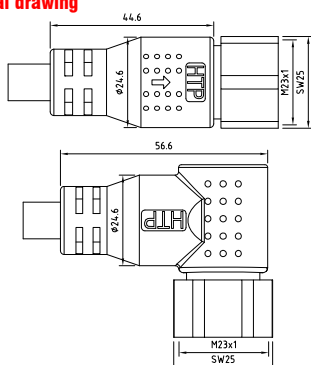
## Moulded cable connectors



<b>Technical drawing</b>		
<b>Product description</b>		
Connector type	Circular connector with moulded cable	Circular connector with moulded cable
Construction type	M23 N-Coded	M23 N-Coded
Description	Circular connector M23 series with moulded cable	Circular connector M23 series with moulded cable
Part number	<b>23FD12P1Z-K6-IS</b>	<b>23FA12P1Z-K6-IS</b>
Housing type	Straight 180°	Angled 90°
Cable gland	Moulded cable	Moulded cable
Contacts type	Female	Female
Number of contacts	12poles	12poles
Housing colour	Black	Black
<b>Technical data</b>		
Type of termination	Contacts to solder wires	Contacts to solder wires
Contacts material	Brass + Gold flash	Brass + Gold flash
Coupling nut type	Hexagonal (SW25)	Hexagonal (SW25)
M23 coupling nut material	Brass + Nickel plated	Brass + Nickel plated
M23 coupling nut torque	-	-
Rated voltage	150V AC/DC	150V AC/DC
Rated current	8A	8A
O-ring material	-	-
Cable type	PUR/TPO ULstyle20549	PUR/TPO ULstyle20549
Cable jacket colour	Black	Black
No. Conductors / Section	8x22AWG + 3x18AWG	8x22AWG + 3x18AWG
Conductor colours	Wh;Gn;Ye;Gy;Gy/Pk;Rd/Bu;Wh/Gn; Bn/Gn;Bu;Bn;Ye/Gn.	Wh;Gn;Ye;Gy;Gy/Pk;Rd/Bu;Wh/Gn; Bn/Gn;Bu;Bn;Ye/Gn.
Cable diameter	ø8.8mm (±0.3)	ø8.8mm (±0.3)
Cable length	1m	1m
<b>Packaging</b>		
Qty/Bag	1 pc / bag	1 pc / bag
<b>Other accessories options</b>		
See accessories section		
<b>Notes:</b> Connectors available with different features: See the general features and codification scheme page See the cables list section		



### Technical drawing



### Product description

Connector type	Circular connector with moulded cable	Circular connector with moulded cable
Construction type	M23 N-Coded	M23 N-Coded
Description	Circular connector M23 series with moulded cable	Circular connector M23 series with moulded cable
Part number	<b>23FD19P1Z-K6-IS</b>	<b>23FA19P1Z-K6-IS</b>
Housing type	Straight 180°	Angled 90°
Cable gland	Moulded cable	Moulded cable
Contacts type	Female	Female
Number of contacts	19poles	19poles
Housing colour	Black	Black

### Technical data

Type of termination	Contacts to solder wires	Contacts to solder wires
Contacts material	Brass + Gold flash	Brass + Gold flash
Coupling nut type	Hexagonal (SW25)	Hexagonal (SW25)
M23 coupling nut material	Brass + Nickel plated	Brass + Nickel plated
M23 coupling nut torque	-	-
Rated voltage	150V AC/DC	150V AC/DC
Rated current	Power contacts: 10A / Signal contacts: 8A	Power contacts: 10A / Signal contacts: 8A
O-ring material	-	-
Cable type	PUR/TPO ULstyle20549	PUR/TPO ULstyle20549
Cable jacket colour	Black	Black
No. Conductors / Section	19x22AWG + 3x18AWG	19x22AWG + 3x18AWG
Conductor colours	Vt;Rd;Gy;Rd;Bu;Gn;Bu;Gy;Pk;Wh;Gn;Wh;Ye; Wh;Gy;Bk;Ye;Gn;Ye;Bn;Bn;Gn;Wh;Ye;Pk;Gy;Bn;Bn.	Vt;Rd;Gy;Rd;Bu;Gn;Bu;Gy;Pk;Wh;Gn;Wh;Ye; Wh;Gy;Bk;Ye;Gn;Ye;Bn;Bn;Gn;Wh;Ye;Pk;Gy;Bn;Bn.
Cable diameter	ø10.6mm (±0.3)	ø10.6mm (±0.3)
Cable length	1m	1m

### Packaging

Qty/Bag	1 pc / bag	1 pc / bag
---------	------------	------------

### Other accessories options

See accessories section

**Notes:** Connectors available with different features:  
See the general features and codification scheme page  
See the cables list section

# M23 CIRCULAR CONNECTORS

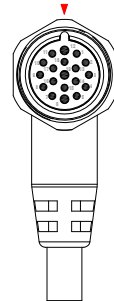
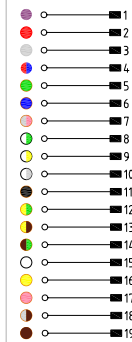
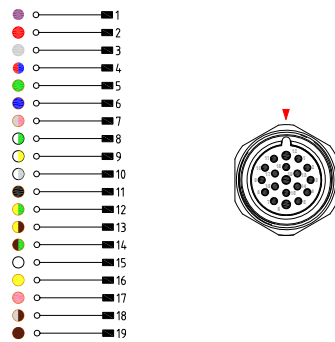
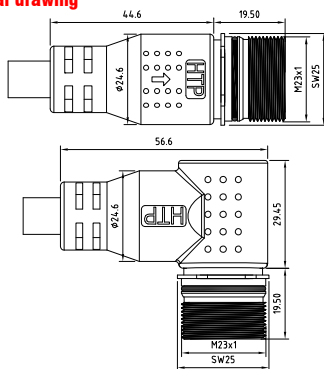
## Moulded cable connectors



<b>Technical drawing</b>		
<b>Product description</b>		
Connector type	Circular connector with moulded cable	Circular connector with moulded cable
Construction type	M23 N-Coded	M23 N-Coded
Description	Circular connector M23 series with moulded cable	Circular connector M23 series with moulded cable
Part number	<b>23MD12P1Z-K6-IS</b>	<b>23MA12P1Z-K6-IS</b>
Housing type	Straight 180°	Angled 90°
Cable gland	Moulded cable	Moulded cable
Contacts type	Male	Male
Number of contacts	12poles	12poles
Housing colour	Black	Black
<b>Technical data</b>		
Type of termination	Contacts to solder wires	Contacts to solder wires
Contacts material	Brass + Gold flash	Brass + Gold flash
Coupling nut type	Hexagonal (SW25)	Hexagonal (SW25)
M23 coupling nut material	Brass + Nickel plated	Brass + Nickel plated
M23 coupling nut torque	-	-
Rated voltage	150V AC/DC	150V AC/DC
Rated current	8A	8A
O-ring material	NBR	NBR
Cable type	PUR/TPO ULstyle20549	PUR/TPO ULstyle20549
Cable jacket colour	Black	Black
No. Conductors / Section	8x22AWG + 3x18AWG	8x22AWG + 3x18AWG
Conductor colours	Wh;Gn;Ye;Gy;Gy/Pk;Rd/Bu;Wh/Gn; Bn/Gn;Bu;Bn;Ye/Gn.	Wh;Gn;Ye;Gy;Gy/Pk;Rd/Bu;Wh/Gn; Bn/Gn;Bu;Bn;Ye/Gn.
Cable diameter	ø8.8mm (±0.3)	ø8.8mm (±0.3)
Cable length	1m	1m
<b>Packaging</b>		
Qty/Bag	1 pc / bag	1 pc / bag
<b>Other accessories options</b>		
See accessories section		
<b>Notes:</b> Connectors available with different features: See the general features and codification scheme page See the cables list section		



### Technical drawing



### Product description

Connector type	Circular connector with moulded cable	Circular connector with moulded cable
Construction type	M23 N-Coded	M23 N-Coded
Description	Circular connector M23 series with moulded cable	Circular connector M23 series with moulded cable
Part number	<b>23MD19P1Z-K6-IS</b>	<b>23MA19P1Z-K6-IS</b>
Housing type	Straight 180°	Angled 90°
Cable gland	Moulded cable	Moulded cable
Contacts type	Male	Male
Number of contacts	19poles	19poles
Housing colour	Black	Black

### Technical data

Type of termination	Contacts to solder wires	Contacts to solder wires
Contacts material	Brass + Gold flash	Brass + Gold flash
Coupling nut type	Hexagonal (SW25)	Hexagonal (SW25)
M23 coupling nut material	Brass + Nickel plated	Brass + Nickel plated
M23 coupling nut torque	-	-
Rated voltage	150V AC/DC	150V AC/DC
Rated current	Power contacts: 10A / Signal contacts: 8A	Power contacts: 10A / Signal contacts: 8A
O-ring material	NBR	NBR
Cable type	PUR/TPO ULstyle20549	PUR/TPO ULstyle20549
Cable jacket colour	Black	Black
No. Conductors / Section	19x22AWG + 3x18AWG	19x22AWG + 3x18AWG
Conductor colours	Vt;Rd;Gy;Rd;Bu;Gn;Bu;Gy;Pk;Wh;Gn;Wh;Ye;Wh;Gy;Bk;Ye;Gn;Ye;Bn;Bn;Gn;Wh;Ye;Pk;Gy;Bn;Bn.	Vt;Rd;Gy;Rd;Bu;Gn;Bu;Gy;Pk;Wh;Gn;Wh;Ye;Wh;Gy;Bk;Ye;Gn;Ye;Bn;Bn;Gn;Wh;Ye;Pk;Gy;Bn;Bn.
Cable diameter	ø10.6mm (±0.3)	ø10.6mm (±0.3)
Cable length	1m	1m

### Packaging

Qty/Bag	1 pc / bag	1 pc / bag
---------	------------	------------

### Other accessories options

See accessories section

**Notes:** Connectors available with different features:  
 See the general features and codification scheme page  
 See the cables list section

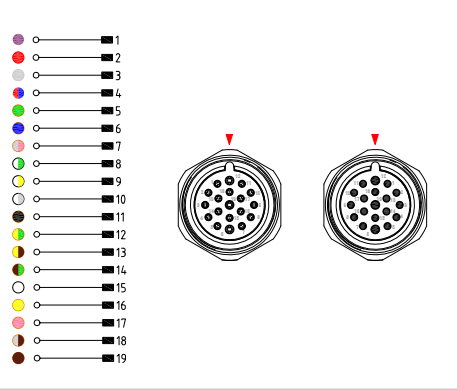
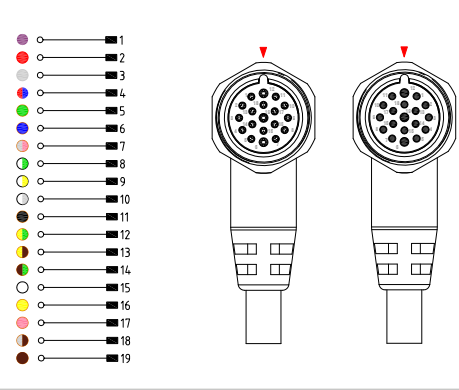
# M23 CIRCULAR CONNECTORS

## Moulded cable connectors



<b>Technical drawing</b>		
<b>Product description</b>		
Connector type	Circular connectors with moulded cable	Circular connectors with moulded cable
Construction type	M23 N-Coded	M23 N-Coded
Description	Extension M23-M23 connectors with moulded cable	Extension M23-M23 connectors with moulded cable
Part number	<b>23FD12P1Z23MD-K6-IS</b>	<b>23FA12P1Z23MA-K6-IS</b>
Housing type	Straight 180°	Angled 90°
Cable gland	Moulded cable	Moulded cable
Contacts type	Female-Male	Female-Male
Number of contacts	12poles	12poles
Housing colour	Black	Black
<b>Technical data</b>		
Type of termination	Contacts to solder wires	Contacts to solder wires
Contacts material	Brass + Gold flash	Brass + Gold flash
Coupling nut type	Hexagonal (SW25)	Hexagonal (SW25)
M23 coupling nut material	Brass + Nickel plated	Brass + Nickel plated
M23 coupling nut torque	-	-
Rated voltage	150V AC/DC	150V AC/DC
Rated current	8A	8A
O-ring material	NBR	NBR
Cable type	PUR/TPO ULstyle20549	PUR/TPO ULstyle20549
Cable jacket colour	Black	Black
No. Conductors / Section	8x22AWG + 3x18AWG	8x22AWG + 3x18AWG
Conductor colours	Wh;Gn;Ye;Gy;Gy/Pk;Rd;Bu;Wh;Gn; Bn/Gn;Bu;Bn;Ye/Gn.	Wh;Gn;Ye;Gy;Gy/Pk;Rd;Bu;Wh;Gn; Bn/Gn;Bu;Bn;Ye/Gn.
Cable diameter	ø8.8mm (±0.3)	ø8.8mm (±0.3)
Cable length	1m	1m
<b>Packaging</b>		
Qty/Bag	1 pc / bag	1 pc / bag
<b>Other accessories options</b>		
See accessories section		
<b>Notes:</b>	Connectors available with different features: See the general features and codification scheme page See the cables list section	



<b>Technical drawing</b>		
		
<b>Product description</b>		
Connector type	Circular connector with moulded cable	Circular connector with moulded cable
Construction type	M23 N-Coded	M23 N-Coded
Description	Extension M23-M23 connectors with moulded cable	Extension M23-M23 connectors with moulded cable
Part number	<b>23FD19P1Z23MD-K6-IS</b>	<b>23FA19P1Z23MA-K6-IS</b>
Housing type	Straight 180°	Angled 90°
Cable gland	Moulded cable	Moulded cable
Contacts type	Female-Male	Female-Male
Number of contacts	19poles	19poles
Housing colour	Black	Black
<b>Technical data</b>		
Type of termination	Contacts to solder wires	Contacts to solder wires
Contacts material	Brass + Gold flash	Brass + Gold flash
Coupling nut type	Hexagonal (SW25)	Hexagonal (SW25)
M23 coupling nut material	Brass + Nickel plated	Brass + Nickel plated
M23 coupling nut torque	-	-
Rated voltage	150V AC/DC	150V AC/DC
Rated current	Power contacts: 10A / Signal contacts: 8A	Power contacts: 10A / Signal contacts: 8A
O-ring material	NBR	NBR
Cable type	PUR/TPO ULstyle20549	PUR/TPO ULstyle20549
Cable jacket colour	Black	Black
No. Conductors / Section	19x22AWG + 3x18AWG	19x22AWG + 3x18AWG
Conductor colours	Vt;Rd;Gy;Rd;Bu;Gn;Bu;Gy;Pk;Wh;Gn;Wh;Ye; Wh;Gy;Bk;Ye;Gn;Ye;Bn;Bn;Gn;Wh;Ye;Pk;Gy;Bn;Bn.	Vt;Rd;Gy;Rd;Bu;Gn;Bu;Gy;Pk;Wh;Gn;Wh;Ye; Wh;Gy;Bk;Ye;Gn;Ye;Bn;Bn;Gn;Wh;Ye;Pk;Gy;Bn;Bn.
Cable diameter	ø10.6mm (±0.3)	ø10.6mm (±0.3)
Cable length	1m	1m
<b>Packaging</b>		
Qty/Bag	1 pc / bag	1 pc / bag
<b>Other accessories options</b>		
See accessories section		
<b>Notes:</b> Connectors available with different features: See the general features and codification scheme page See the cables list section		

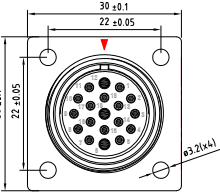
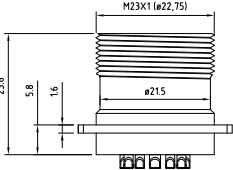
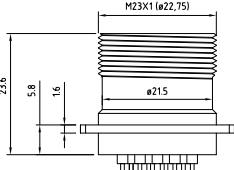
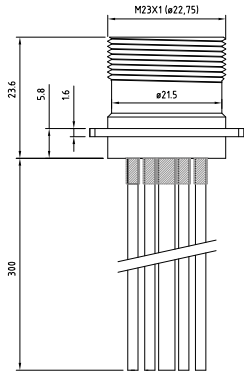
# M23 CIRCULAR CONNECTORS

## Panel mount connectors



<b>Technical drawing</b>			
<b>Product description</b>			
Connector type	Circular connector to panel	Circular connector to panel	Circular connector to panel
Conforms to	-	-	-
Construction type	M23 N-Coded	M23 N-Coded	M23 N-Coded
Description	Circular connector M23 series, panel mount.	Circular connector M23 series, panel mount, with contacts suitable for solder PCB.	Circular connector M23 series, panel mount, with PVC soldered wires.
Part number	<b>23MP12000-FL</b>	<b>23MS12000-FL</b>	<b>23MP12P0C-FL</b>
Mounting type	Frontal side of the panel	Frontal side of the panel	Frontal side of the panel
Contacts type	Male	Male	Male
Number of contacts	12 poles	12 poles	12 poles
Fixing Type	Flange 30x30mm	Flange 30x30mm	Flange 30x30mm
Number of fixing holes	n° 4	n° 4	n° 4
<b>Technical data</b>			
Type of termination	Contacts to solder wires	Contacts to solder PCB	Contacts to solder wires
Contacts material	Brass + Gold flash	Brass + Gold flash	Brass + Gold flash
Housing /coupling nut material	Brass + Nickel plated	Brass + Nickel plated	Brass + Nickel plated
Mobile nut material(SW)	-	-	-
M23 coupling nut torque	-	-	-
Rated voltage	150V AC/DC	150V AC/DC	150V AC/DC
Rated current	8A	8A	8A
O-ring material	NBR	NBR	NBR
Cable type	-	-	TPO
No. Conductors / Section	-	-	3 x 18AWG + 16 x 22AWG
Conductor colours	-	-	Wh;Gn;Ye;Gy;Gy/Pk;Rd;Bu;Wh/Gn; Bn/Gn;Bu;Bn;Ye/Gn.
Cable diameter	-	-	-
Wires length	-	-	0.3m
<b>Packaging</b>			
Qty/Bag	-	-	-
<b>Other accessories options</b>			
See accessories section			
<b>Notes:</b> Connectors available with different features: See the general features and codification scheme page See the cables list section			



<b>Technical drawing</b>			
			
<b>Product description</b>			
Connector type	Circular connector to panel	Circular connector to panel	Circular connector to panel
Conforms to	-	-	-
Construction type	M23 N-Coded	M23 N-Coded	M23 N-Coded
Description	Circular connector M23 series, panel mount.	Circular connector M23 series, panel mount, with contacts suitable for solder PCB.	Circular connector M23 series, panel mount, with PVC soldered wires.
Part number	<b>23MP19000-FL</b>	<b>23MS19000-FL</b>	<b>23MP1900C-FL</b>
Mounting type	Frontal side of the panel	Frontal side of the panel	Frontal side of the panel
Contacts type	Male	Male	Male
Number of contacts	19 poles	19 poles	19 poles
Fixing Type	Flange 30x30mm	Flange 30x30mm	Flange 30x30mm
Number of fixing holes	n° 4	n° 4	n° 4
<b>Technical data</b>			
Type of termination	Contacts to solder wires	Contacts to solder PCB	Contacts to solder wires
Contacts material	Brass + Gold flash	Brass + Gold flash	Brass + Gold flash
Housing /coupling nut material	Brass + Nickel plated	Brass + Nickel plated	Brass + Nickel plated
Mobile nut material(SW)	-	-	-
M23 coupling nut torque	-	-	-
Rated voltage	150V AC/DC	150V AC/DC	150V AC/DC
Rated current	Power contacts: 10A / Signal contacts: 8A	Power contacts: 10A / Signal contacts: 8A	Power contacts: 10A / Signal contacts: 8A
O-ring material	NBR	NBR	NBR
Cable type	-	-	TPO
No. Conductors / Section	-	-	3 x 18AWG + 16 x 22AWG
Conductor colours	-	-	Vt;Rd;Gy;Rd;Bu;Gn;Bu;Gy/Pk;Wh/Gn;Wh/Ye; Wh/Gy;Bk;Ye/Gn;Ye/Bn;Bn/Gn;Wh;Ye;Pk;Gy/Bn;Bn.
Cable diameter	-	-	-
Wires length	-	-	0.3m
<b>Packaging</b>			
Qty/Bag	-	-	-
<b>Other accessories options</b>			
See accessories section			
<b>Notes:</b> Connectors available with different features: See the general features and codification scheme page See the cables list section			



## DISTRIBUTION BOXES

● **GENERAL FEATURES:**

**Type of terminations :**  
Terminal block with screws.

**SIGNAL per OUTLET:**  
Single.

**Max. screw torque IEC60947-1 :**  
M8 coupling nut torque 0.2N\*m.

**Flammability resistance :**  
UL94-V2 - Standard.

**Cable Gland :**  
PG11 :  $\varnothing$  CABLE 6.5 - 9.5mm.

**Rated voltage:**  
10-30V DC.

**M8 Contact material and treatment :**  
Brass + Gold flash.

**Protection class :**  
IP 67 (assembled).

**Conductor cross section :**  
0.14(26AWG)...1mm<sup>2</sup>(17AWG).

**Rated current:**  
Current carrying capacity per I/O signal: 2A.  
Current carrying capacity per slot: 2A.  
Total rated current: 8A.

**Housing material :**  
PA66 UL94-V2.

**Operating temperature :**  
-40°C +90°C.

**Circuit type :**  
PNP circuit.  
NPN circuit (upon request).

**Fixing system :**  
M8 coupling nut.

**Internal core material :**  
PA66 UL94-V2.

**Coupling nut material :**  
Brass + Nickel plated.

**Local diagnostic :**  
Supply voltage: Green Led.  
Status display I/O: Red Led.

J 08 T 6 B 3 - ##

**SERIES**  
J : DISTRIBUTION BOX.

**TYPE**  
08 : M8 CIRCULAR CONNECTOR.

**GENDER**  
T : DISTRIBUTION BOX FIELD ATTACHABLE.

**NUMBERS OF POSITIONS**  
6 : 6 POSITIONS. 8 : 8 POSITIONS. 10 : POSITIONS.

**COLOUR**  
B : BLACK.

**NUMBERS OF POLES**  
3 : 3POLES.

**SOME VARIABLES**  
Y : WITHOUT H.T.P.LOGO.  
WL : WITHOUT LED.  
NPN : NPN CIRCUIT.



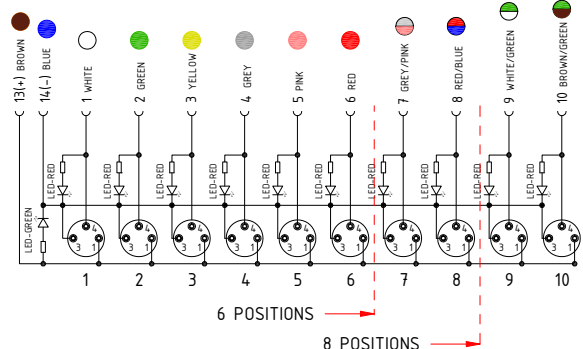
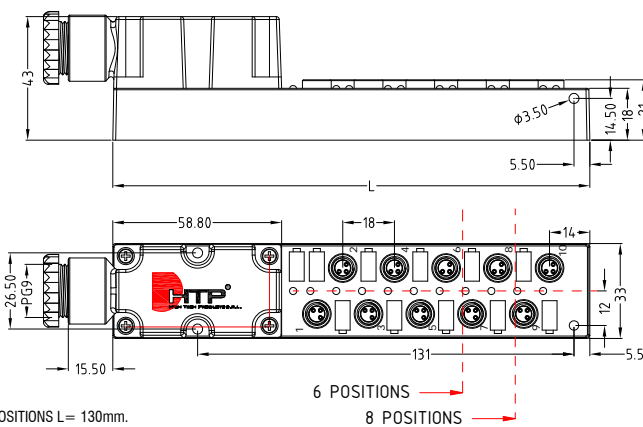
J08T6B3



J08T8B3



J08T10B3



# DISTRIBUTION BOXES

## M8 with moulded cable



### GENERAL FEATURES:

**Type of terminations :**  
Moulded cable.

**Rated voltage:**  
10-30V DC.

**M8 Contact material and treatment :**  
Brass + Gold flash.

**Protection class :**  
IP 67 (assembled).

**Circuit type :**  
PNP circuit.  
NPN circuit (upon request).

**Rated current:**  
Current carrying capacity per I/O signal: 2A.  
Current carrying capacity per slot: 2A.  
Total rated current: 8A.

**Housing material :**  
PA66 UL94-V2.

**Operating temperature :**  
-40°C +90°C.

**Local diagnostic :**  
Supply voltage: Green Led.  
Status display I/O: Red Led.

**Fixing system :**  
M8 coupling nut.

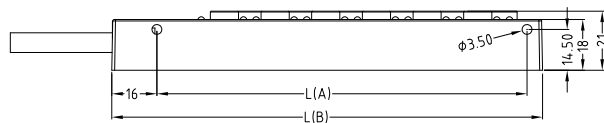

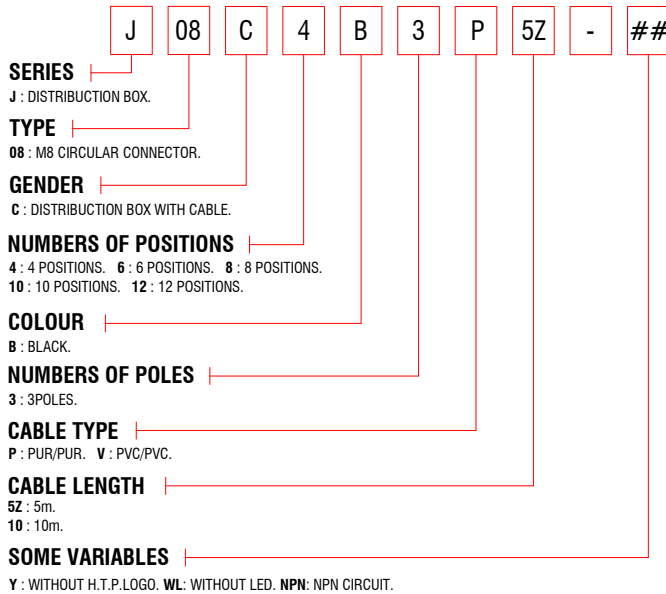
**Internal core material :**  
PA66 UL94-V2.

**Coupling nut material :**  
Brass+Nickel plated.

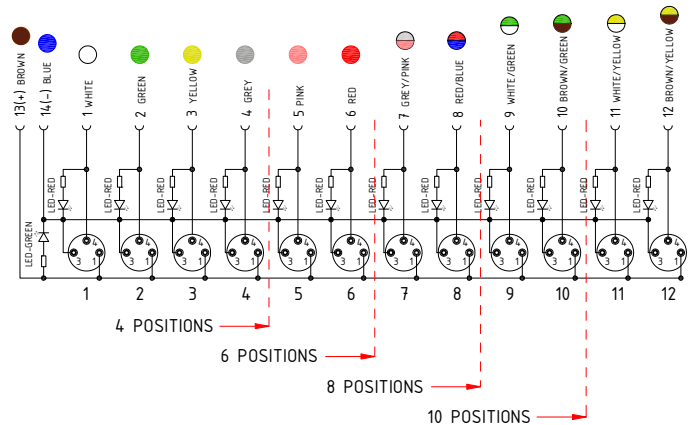
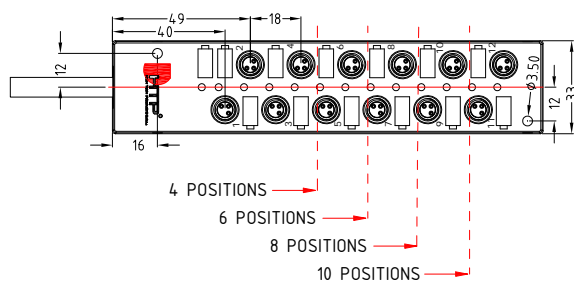
**SIGNAL per OUTLET:**  
Single.

**Max. screw torque IEC60947-1 :**  
M8 coupling nut torque 0.2N\*m.

**Flammability resistance :**  
UL94-V2 - Standard.



- 4 POSITIONS L(A) = 59.50mm. L(B) = 81mm
- 6 POSITIONS L(A) = 77.50mm. L(B) = 99mm.
- 8 POSITIONS L(A) = 95.50mm. L(B) = 117mm.
- 10 POSITIONS L(A) = 113.50mm. L(B) = 135mm.
- 12 POSITIONS L(A) = 131.50 mm. L(B) = 153mm.



**GENERAL FEATURES:**

**Type of terminations :**  
M12 connector.

**Rated voltage:**  
10-30V DC.

**Max. screw torque IEC60947-1 :**  
M8 coupling nut torque 0.2N\*m  
M12 coupling nut torque 0.4N\*m

**Flammability resistance :**  
UL94-V2 - Standard.

**Cable Gland :**  
PG11 :  $\varnothing$  CABLE 6.5 - 9.5mm.

**Rated Current (4-6-12 positions):**  
Current carrying capacity per I/O signal: 2A.  
Current carrying capacity per slot: 2A.  
Total rated current: 2A.

**M8 Contact material and treatment :**  
Brass + Gold flash.

**Protection class :**  
IP 67 (assembled).

**Circuit type :**  
PNP circuit.  
NPN circuit (upon request).

**Rated Current (8 positions):**  
Current carrying capacity per I/O signal: 1.5A.  
Current carrying capacity per slot: 1.5A.  
Total rated current: 1.5A.

**Housing material :**  
PA66 UL94-V2.

**Operating temperature :**  
-40°C +90°C.

**Local diagnostic :**  
Supply voltage: Green Led.  
Status display I/O: Red Led.

**Fixing system :**  
M8 coupling nut.

**Coupling nut material :**  
Brass + Nickel plated.

**SIGNAL per OUTLET:**  
Single.



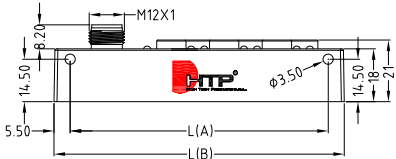
- SERIES**  
J : DISTRIBUTION BOX.
- TYPE**  
08 : M8 CIRCULAR CONNECTOR.
- GENDER**  
M : DISTRIBUTION BOX WITH M12.
- NUMBERS OF POSITIONS**  
4 : 4 POSITIONS. 6 : 6 POSITIONS. 8 : 8 POSITIONS.  
10 : 10 POSITIONS. 12 : 12 POSITIONS.
- COLOUR**  
B : BLACK.
- NUMBERS OF POLES**  
3 : 3POLES.
- SOME VARIABLES**  
Y : WITHOUT H.T.P. LOGO.  
WL : WITHOUT LED.  
NPN : NPN CIRCUIT.



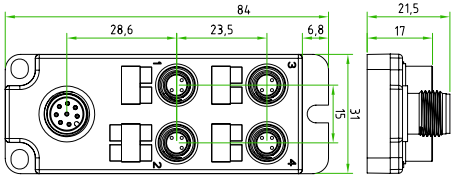
J08M4B3



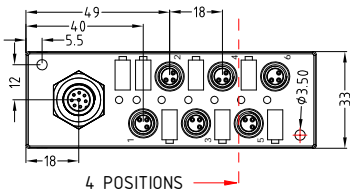
J08M6B3



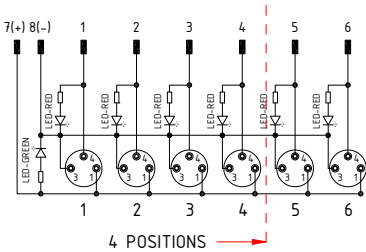
4 POSITIONS L(A) = 70mm. L(B) = 81mm.  
6 POSITIONS L(A) = 88mm. L(B) = 99mm.



J08S4B3



4 POSITIONS



4 POSITIONS



J08S4B3-L8

**NEW**

## DISTRIBUTION BOXES

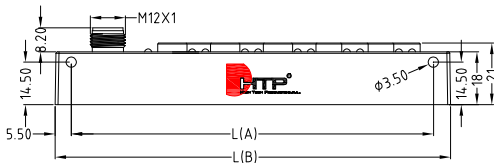
M8 distribution boxes with M12 INPUT connector



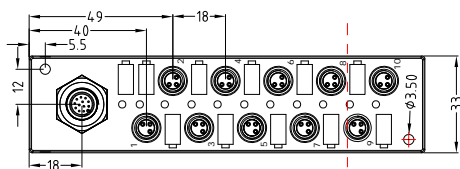
J08M8B3



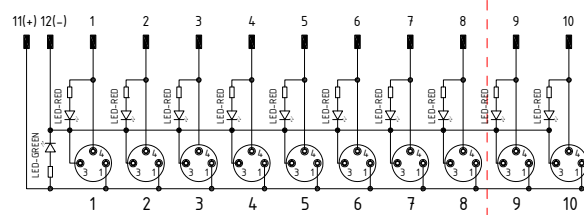
J08M10B3



8 POSITIONS L(A) = 105.75mm. L(B) = 116.75mm.  
10 POSITIONS L(A) = 123.50mm. L(B) = 134.90mm.



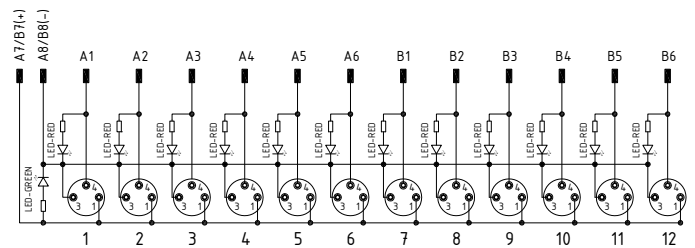
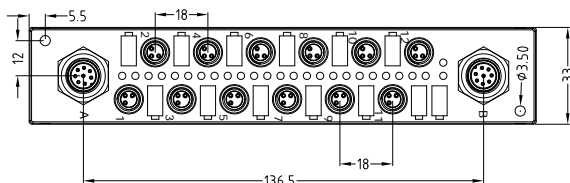
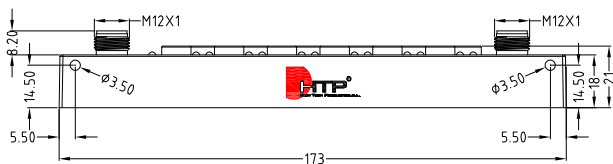
8 POSITIONS



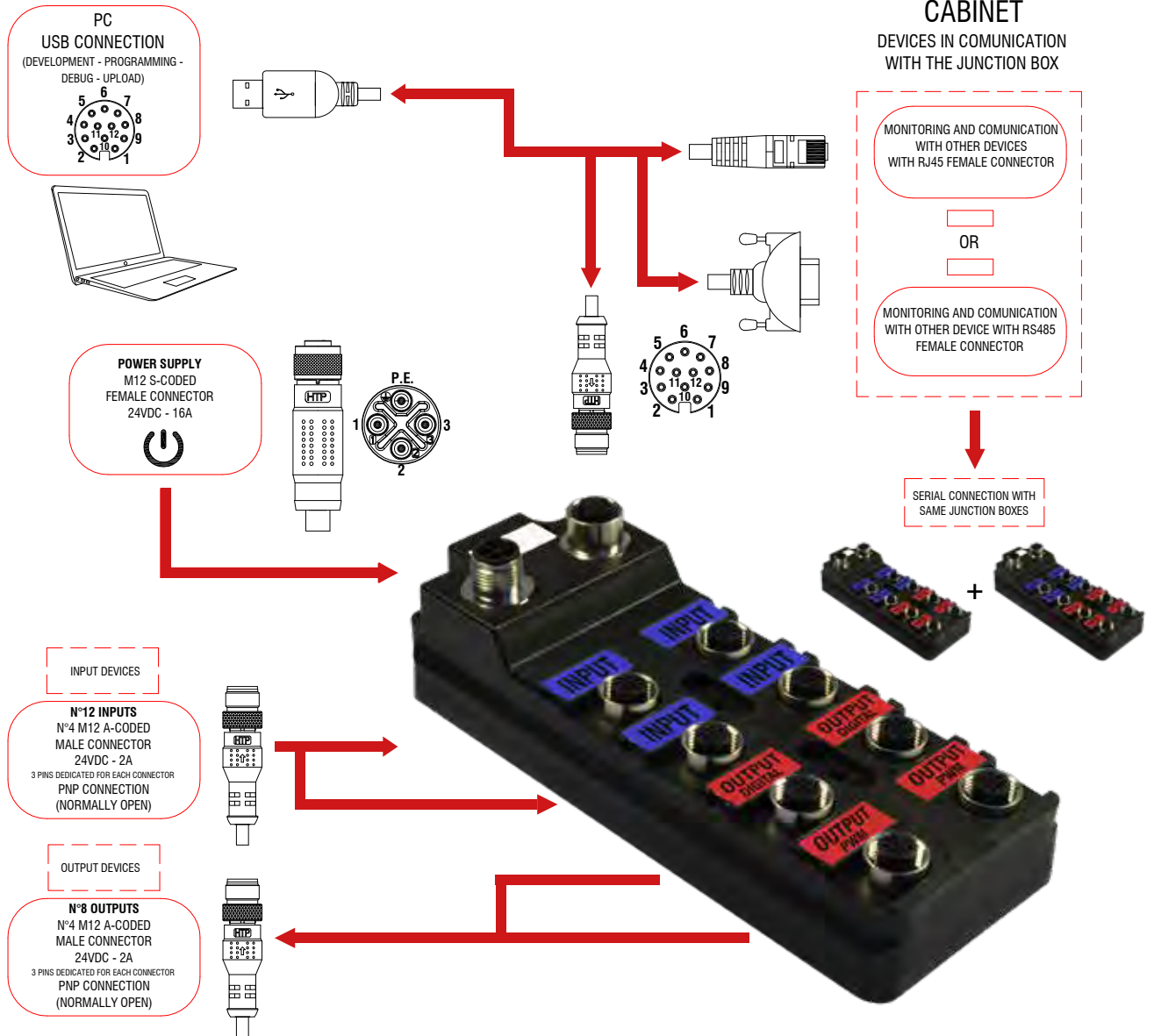
8 POSITIONS



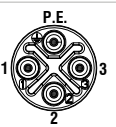
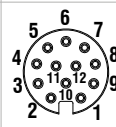
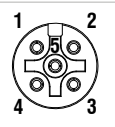
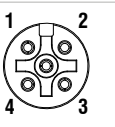
J08M12B3

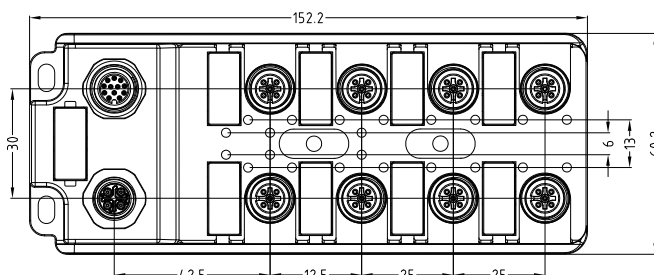
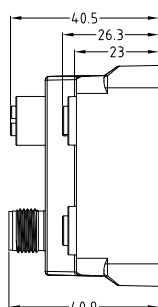


## IP67 SMART JUNCTION BOX WITH INTEGRATED PLC



**IP67**

POWER CONNECTOR		PROGRAMMING CONNECTOR		INPUTS CONNECTOR		OUTPUTS CONNECTOR	
	M12 S-CODED MALE 4 POLES		M12 A-CODED FEMALE 12 POLES		M12 A-CODED FEMALE 5 POLES		M12 A-CODED FEMALE 4 POLES
<b>FUNCTION</b>	<b>PINS</b>	<b>FUNCTION</b>	<b>PINS</b>	<b>FUNCTION</b>	<b>PINS</b>	<b>FUNCTION</b>	<b>PINS</b>
POWER SUPPLY	1 - 3	PCB CONFIGURATION ONLY	1 - 10 11 - 12	POWER SUPPLY	1 - 3	POWER SUPPLY	1 - 3
OUTPUTS DIGITAL/PWM SIGNALS	2 - 4	USB I/O CONFIGURATION	2 - 3 - 4 - 5	INPUTS DIGITAL SIGNALS	2 - 4 - 5	OUTPUTS DIGITAL/PWM SIGNALS	2 - 4
		BUS OR ETHERNET COMMUNICATION	6 - 7 - 8 - 9				



# DISTRIBUTION BOXES

## IP67 Smart junction box with integrated PLC



General features	Power supply	Programming	Inputs	Outputs
Connectors qty	n°1	n°1	n°4	n°4
Connector type	M12 S-coded	M12 A-coded	M12 A-coded	M12 A-coded
Contacts type	Male	Female	Female	Female
Number of contacts	n°4	n°12	n°5	n°4
Rated voltage	24V DC	5V DC	12V DC < Vn < 30V DC	24V DC
Rated current	16A	-	2A	2A
Electrical protection	Overvoltage protection	-	Optoisolated connections	Optoisolated connections
Coupling nut material	Brass + Nickel plated			
Housing material	PA66 UL94-V2			
Protection class	IP67			
Operating temperature	-40°C +90°C			
I/O features	Signal circuit type	Signal contacts qty	Signal type	
Inputs	PNP	n°12 (n°3 for each connector)	digital*	
Outputs	PNP	n°8 (n°2 for each connector)	n°4 digital* - n°4 PWM**	
*digital : Simply "ON/OFF" signal, without any subdivision - **PWM : Digital scalar signal, from 0%(value=0) to 100% (value=1023)				
Application features	Development type	Communication protocols	Scans qty	Scan qty
TaskScript studio	Grafic (Model-Based IDE)	ModBUS/RTU, ModBUS/TCP, HTTP/TCP/IP	10k scans/sec	<0,2ms
Notes:	<ul style="list-style-type: none"> <li>User friendly programming language (Sequential function chart) derived from GRAFCET and IEC-61131-3</li> <li>Fast program-debug-deploy cycle</li> </ul>			

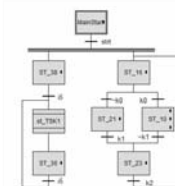
The application development environment is based on a graphical environment running upon the Windows Operating systems (from Windows XP to Windows 10), which assists the designer throughout the whole design cycle of an embedded application, from the sketch of the first modules to the deployment of the executable code to the target physical board.

The main supported phases are:

- Modeling of the solution using the graphical language;
- Validation of the design and code generation;
- Simulation of the design, possibly interacting with a model of the controlled periphery;
- Upload of the embedded application to the target physical junction box;
- Test of the design within the physical environment.
- Diagnosis of the physical environment.

### Modeling of the solution using the graphical language

The graphical language is based on GRAFCET and IEC-61131-3, composed by flow chart of steps; each of them contains one or more tasks; that is made of connections between I/O using mathematics and Boolean's gates.



### Validation of the design and codes generation

This application can validate and generate the code necessary to create the working file to upload on the Junction box.

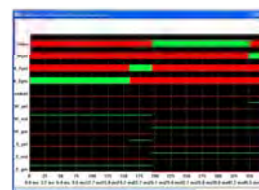
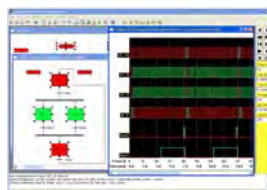
The validation explain clearly, which are the mistakes made during the program creation, making a report file available directly on the application.

During the codes generation phase can be made all the file, also the one usable to make the simulation.

### Simulation of the design, possibly interacting with a model of the controlled periphery

Using the same application, easily can be made a step by step simulation, focused specific inputs, outputs, tasks and variables present on the flow chart steps.

It is possible changing the simulating visualization focus, in real time.



### Upload of the embedded application to the target physical junction box

Thanks the connection available by USB, it is easily uploading the application using the code generation, on the junction box.

### Test of the design within the physical environment

Using the application is possible to verify the correct operation of the program, directly on the junction box.

### Diagnosis of the physical environment

It is easy to verify the correct operation of the junction box during the work functions

PLC Junction Box KIT features	Part number	Packing	Quantity
Junction box PLC KIT	J12R8B5-KIT-PLC	carton box (complete of the products below)	n°1
<b>KIT components features</b>			
PLC Junction box	J12R8B5-PLC	carton box (complete of general information sheet)	n°1
Power connector	S-12FD4B5Z-PLC	plastic bag (complete of wiring diagram sheet)	n°1
USB connector	12MA12XX5ZUSB-PLC	plastic bag (complete of wiring diagram sheet)	n°1
<b>Notes:</b>	<ul style="list-style-type: none"> <li>Usually to get the Junction Box is needed to buy the KIT complete of components</li> <li>In special cases it is possible to buy a part of the kit, please contact us to verify the feasibility</li> </ul>		



J12R8B5-PLC



12MA12XX5ZUSB-PLC



S-12FD4B5Z-PLC

PLC Junction Box accessories	Part number	Packing
RS485 connector part number	12MA12A5ZMB-PLC	pastic bag (complete of wiring diagram sheet)
INPUT connector part number	A5B0C-C3-C3-PLC	pastic bag (complete of wiring diagram sheet)
OUTPUT connector part number	A4B0C-C3-C3-PLC	pastic bag (complete of wiring diagram sheet)
<b>Notes:</b>	<ul style="list-style-type: none"> <li>please contact us to verify the MOQ to place a order</li> </ul>	



12MA12A5ZMB-PLC



A5B0C-C3-C3-PLC



A4B0C-C3-C3-PLC

# DISTRIBUTION BOXES

## M12 field attachable



### GENERAL FEATURES:

**Type of terminations :**  
Terminal block with screws.

**Cable Gland :**  
PG13.5 :  $\varnothing$  CABLE 7 - 12mm.

**Conductor cross section :**  
0.14(26AWG)...1.5mm<sup>2</sup>(16AWG).

**Circuit type :**  
PNP circuit.  
NPN circuit (upon request).

**Local diagnostic :**  
Supply voltage: Green Led.  
Status display I/O: Red Led.

**SIGNAL per OUTLET:**  
Double.  
Single (upon request).

**Rated voltage:**  
10-30V DC.

**Rated current:**  
Current carrying capacity per I/O signal: 2A.  
Current carrying capacity per slot: 4A.  
Total rated current: 10A.

**Fixing system :**  
M12 coupling nut.

**Max. screw torque IEC60947-1 :**  
M12 coupling nut torque 0.4N\*m.

**M12 Contact material and treatment :**  
Brass + Gold flash.

**Housing material :**  
PA66 UL94-V2.

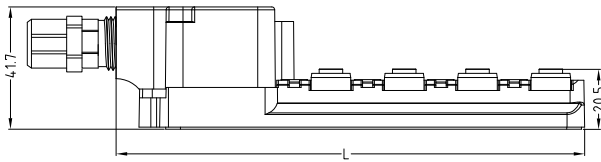
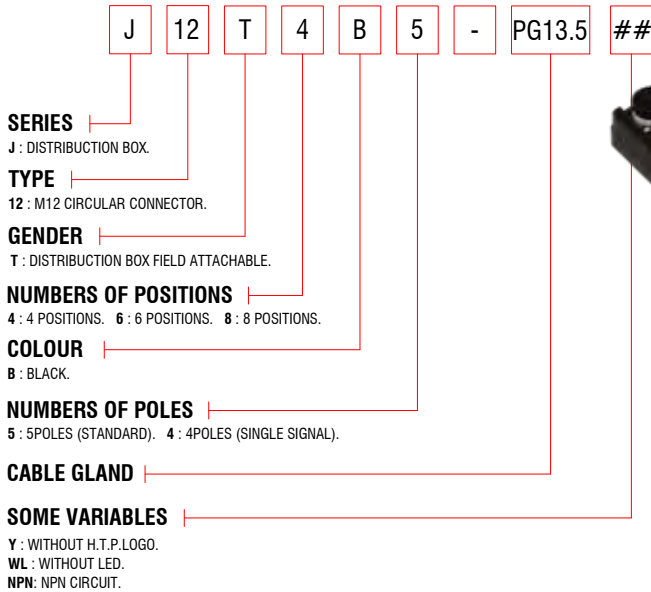
**Internal core material :**  
PA66 UL94-V2.

**Coupling nut material :**  
Brass+Nickel plated.

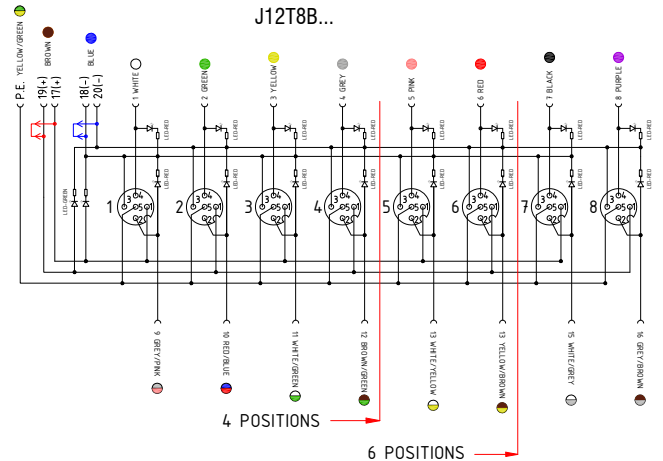
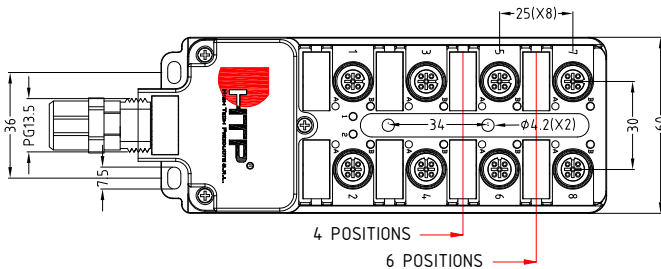
**Flammability resistance :**  
UL94-V2 - Standard.

**Protection class :**  
IP 67 (assembled).

**Operating temperature :**  
-40°C +90°C.



4 POSITIONS L = 110mm.  
6 POSITIONS L = 135mm.  
8 POSITIONS L = 160mm.



● **GENERAL FEATURES:**

**Type of terminations :**  
Moulded cable.

**Rated voltage:**  
10-30V DC.

**M12 Contact material and treatment :**  
Brass + Gold flash.

**Flammability resistance :**  
UL94-V2 - Standard.

**Circuit type :**  
PNP circuit.  
NPN circuit (upon request).

**Rated current:**  
Current carrying capacity per I/O signal: 2A.  
Current carrying capacity per slot: 4A.  
Total rated current: 10A.

**Housing material :**  
PA66 UL94-V2.

**Protection class :**  
IP 67 (assembled).

**Local diagnostic :**  
Supply voltage: Green Led.  
Status display I/O: Red Led.

**Fixing system :**  
M12 coupling nut.

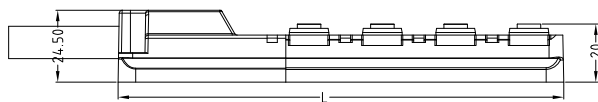
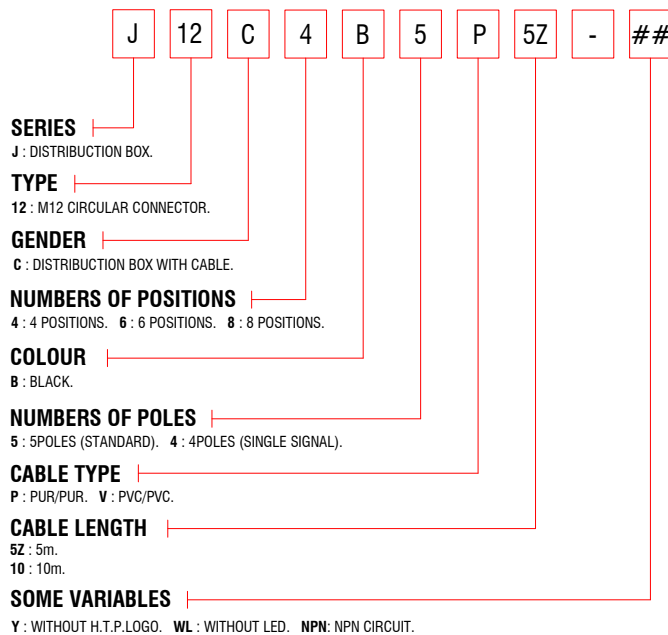
**Internal core material :**  
PA66 UL94-V2.

**Operating temperature :**  
-40°C +90°C.

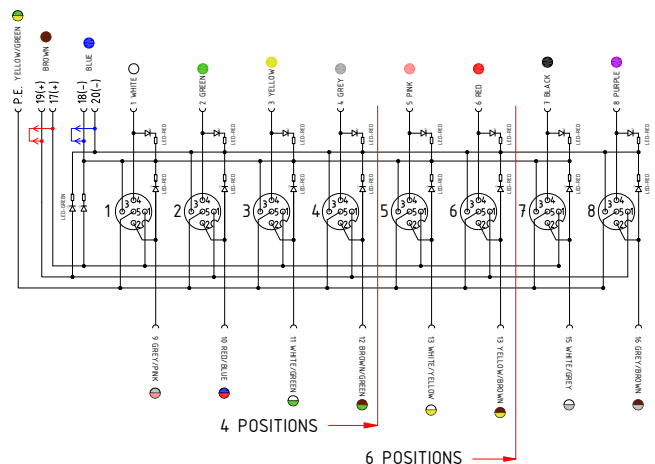
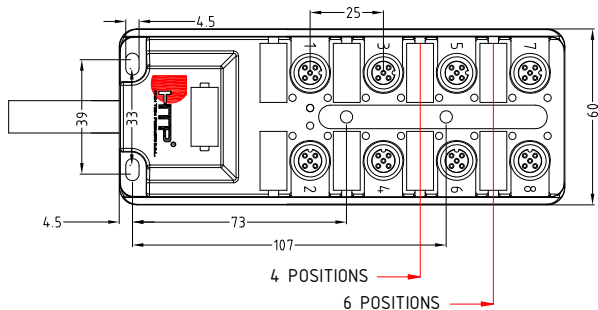
**SIGNAL per OUTLET:**  
Double.  
Single (upon request).

**Max. screw torque IEC60947-1 :**  
M12 coupling nut torque 0.4N\*m.

**Coupling nut material :**  
Brass + Nickel plated.



4 POSITIONS L = 102mm.  
6 POSITIONS L = 130mm.  
8 POSITIONS L = 150mm.



# DISTRIBUTION BOXES

M12 distribution boxes with M23 INPUT connector



## GENERAL FEATURES:

**Type of terminations :**  
M23 connector.

**Rated voltage:**  
10-30V DC.

**Contact material and treatment :**  
Brass + Gold flash.

**Protection class :**  
IP 67 (assembled).

**Circuit type :**  
PNP circuit.  
NPN circuit (upon request).

**Rated current:**  
Current carrying capacity per I/O signal: 2A.  
Current carrying capacity per slot: 4A.  
Total rated current: 12A.

**Housing material :**  
PA66 UL94-V2.

**Operating temperature :**  
-40°C +90°C.

**Local diagnostic :**  
Supply voltage: Green Led.  
Status display I/O: Red Led.

**Fixing system :**  
M12 coupling nut.

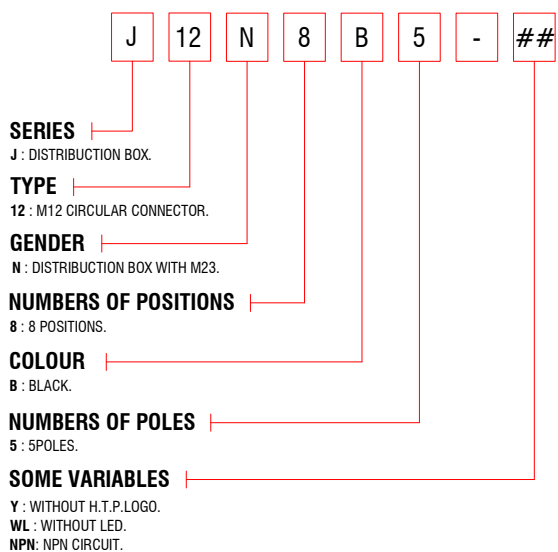
**Internal core material :**  
PA66 UL94-V2.

**Coupling nut material :**  
Brass+Nickel plated.

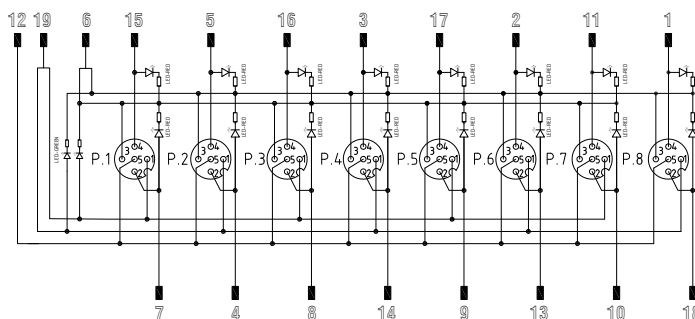
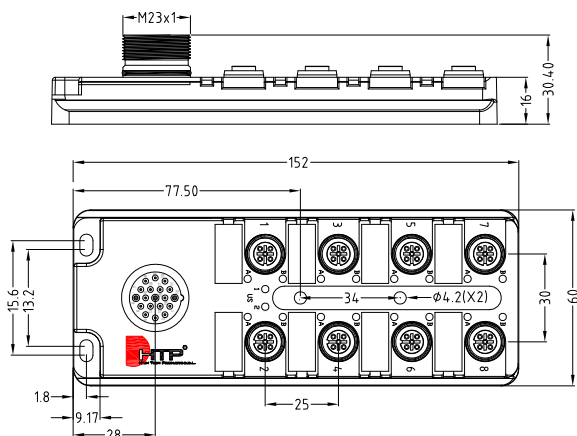
**SIGNAL per OUTLET:**  
Double.  
Single(Upon request).

**Max. screw torque IEC60947-1 :**  
M12 coupling nut torque 0.4 N\*m.

**Flammability resistance :**  
UL94-V2 - Standard.



J12N8B5







**AUTOMOTIVE / METRIPACK  
CONNECTORS**

**GENERAL FEATURES OF MOULDED CONNECTORS:**

**Conductor cross section :**  
0.34mm<sup>2</sup>(22AWG)...1(18AWG).

**Contact seal material :**  
Round liquid silicone.

**Protection class :**  
IP 67.

**Fixing system :**  
Suitable for Metri-pack system  
coupling.

**Housing material :**  
Polypropylene.

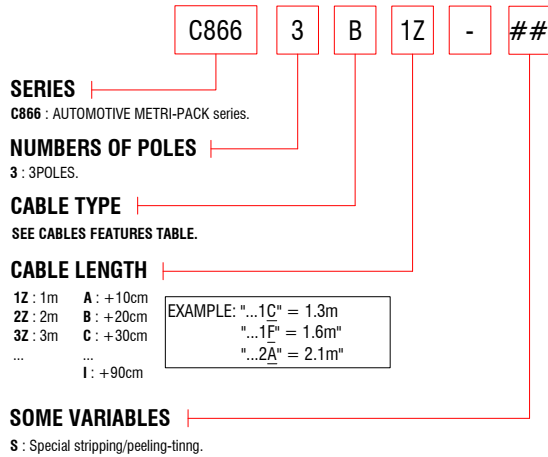
**Operating temperature :**  
-25°C +90°C

**Type of terminations :**  
Crimped wires.

**Nominal current :**  
7,5A.

**Contact material and treatment :**  
Brass + tin plated.

**Max contact current :**  
15A.



**AUTOMOTIVE CONNECTORS CABLES:**

Code	Material	Type of cable	Colour	Section	No.core	Cable ø mm ±0.3	Temperature range °C
01	PVC/PVC	IEC332-1 H03VVF	Black	0.50mm <sup>2</sup>	3	ø5mm	-20°C / +80°C
02	PVC/PVC	IEC332-1 H05VVF	Black	0.75mm <sup>2</sup>	3	ø6.7mm	-20°C / +80°C
B*	PVC/PVC	CEI2022	Black	0.34mm <sup>2</sup>	3	ø 4.8mm	-20°C / +80°C
L	PVC/PVC	CEI2022	Grey RAL7032	0.34mm <sup>2</sup>	3	ø 4.8mm	-20°C / +80°C
D*	PUR/PUR		Black	0.34mm <sup>2</sup>	3	ø 4.8mm	-40°C / +80°C
BD*	PUR/PUR	Li-YY11Y	Black	0.75mm <sup>2</sup>	3	ø6.7mm	-40°C / +80°C

**\* = Cables with minimum quantity required.**

## AUTOMOTIVE / METRIPACK CONNECTORS

Automotive connectors interchangeable with DT series with moulded cable / General features and codification scheme



### GENERAL FEATURES OF MOULDED CONNECTORS:

**Conductor cross section :**  
0.34(22AWG)...0.75mm<sup>2</sup>(18AWG).

**Contact material and treatment :**  
Brass + tin plated.

**Internal core material :**  
PA66.

**Fixing system :**  
Interchangeable with DT series connector system.

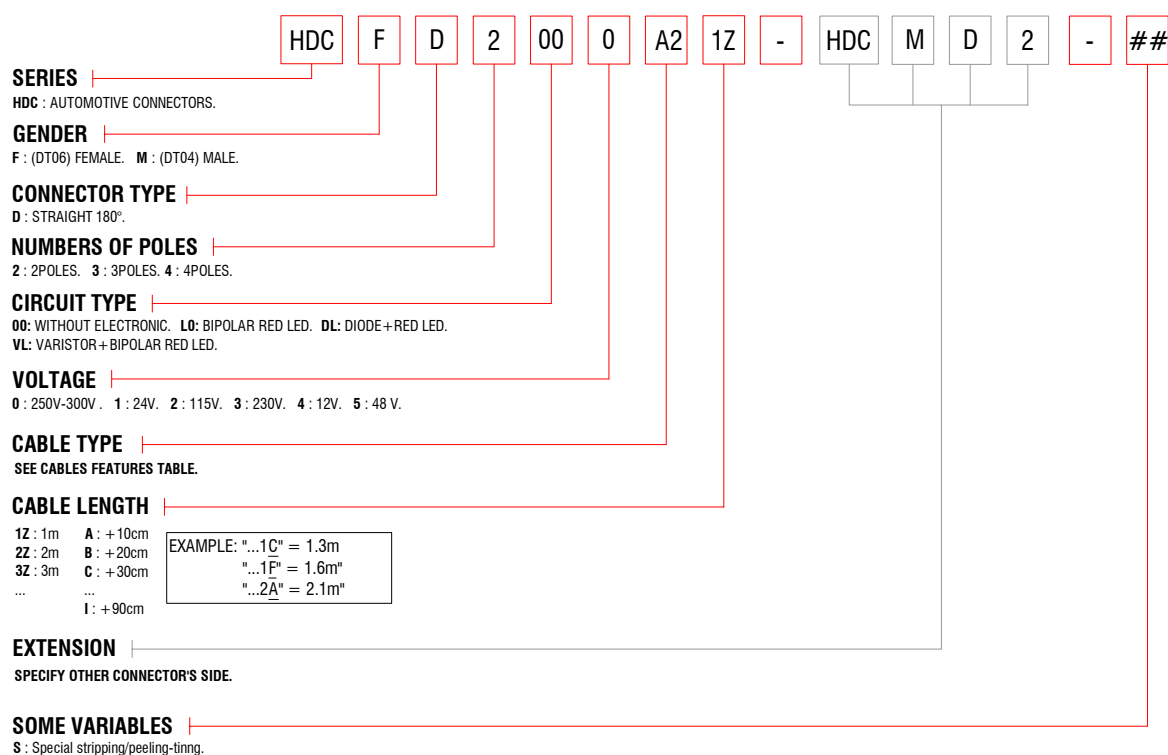
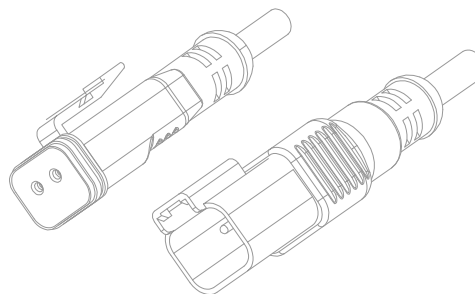
**Contact seal material :**  
Round liquid silicone.

**Protection class :**  
IP 67.

**Type of terminations :**  
Crimping wires.

**Housing material :**  
Polypropylene.

**Operating temperature :**  
-25°C +90°C.



### AUTOMOTIVE CONNECTORS CABLES:

Code	Material	Type of cable	Colour	Section	No.core	Cable ø mm ±0.3	Temperature range °C	Wires colouring
BA	PUR/PUR	Li-YY11Y	Black	0.75mm <sup>2</sup>	2	ø 6.5mm	-40°C / +80°C	Brown;Blue
BD	PUR/PUR	Li-YY11Y	Black	0.75mm <sup>2</sup>	3	ø 6.7mm	-40°C / +80°C	Brown;Blue;Black
BE	PUR/PUR	Li-YY11Y	Black	0.75mm <sup>2</sup>	4	ø 7 mm	-40°C / +80°C	Brown;Blue;Black;White

\* = Cables with minimum quantity required.



Technical drawing				
-------------------	--	--	--	--

Product description	
Connector type	Automotive/Valve connector
Interchangeable to	Deutsch DT06
Construction type	Valve connector DT series
Description	Automotive/Valve connector with moulded cable. Connector without electronic.
Part number	<b>HDCFD2000BA1Z</b>
Housing type	Straight 180°
Cable gland	Moulded cable
Contacts type	Female
Number of contacts	2poles
Housing colour	Black

Technical data	
Type of termination	Contacts to crimping wires
Contacts material	Brass + Gold flash
Rated voltage	48 V AC/DC
Circuit type	-
Led colour	-
Rated current	8A
Gasket material	Silicone
Cable type	PUR/PUR Li-YY11Y
Cable jacket colour	Black
No. Conductors / Section	2x0.75mm <sup>2</sup>
Conductor colours	Brown; Blue
Cable diameter	ø6.5mm (±0.3)
Cable length	1m

Packaging	
Qty/Bag	1 pc / bag

Other accessories options	
See accessories section	

Notes:	
Connectors available with different features: See the general features and codification scheme page See the cables list section	

# AUTOMOTIVE / METRIPACK CONNECTORS

Automotive connectors interchangeable with DT series with moulded cable



<b>Technical drawing</b>				
<b>Product description</b>				
Connector type	Automotive/Valve connector	Automotive/Valve connector		
Interchangeable to	Deutsch DT06	Deutsch DT06		
Construction type	Valve connector DT series	Valve connector DT series		
Description	Automotive/Valve connector with moulded cable. Connector with electronic.	Automotive/Valve connector with moulded cable. Connector with electronic.		
Part number	<b>HDCFD2DL1BA1Z</b>	<b>HDCFD2VL1BA1Z</b>		
Housing type	Straight 180°	Straight 180°		
Cable gland	Moulded cable	Moulded cable		
Contacts type	Female	Female		
Number of contacts	2poles	2poles		
Housing colour	Transparent	Transparent		
<b>Technical data</b>				
Type of termination	Contacts to crimping wires	Contacts to crimping wires		
Contacts material	Brass + Gold flash	Brass + Gold flash		
Rated voltage	24 V DC	24 V AC/DC		
Circuit type	Led + Diode(1A)	Led + Varistor		
Led colour	Red	Red		
Rated current	1A	1A		
Gasket material	Silicone	Silicone		
Cable type	PUR/PUR Li-YY11Y	PUR/PUR Li-YY11Y		
Cable jacket colour	Black	Black		
No. Conductors / Section	2x0.75mm <sup>2</sup>	2x0.75mm <sup>2</sup>		
Conductor colours	Brown; Blue	Brown; Blue		
Cable diameter	ø6.5mm (±0.3)	ø6.5mm (±0.3)		
Cable length	1m	1m		
<b>Packaging</b>				
Qty/Bag	1 pc / bag	1 pc / bag		
<b>Other accessories options</b>				
See accessories section				
<b>Notes:</b> Connectors available with different features: See the general features and codification scheme page See the cables list section				



Technical drawing					
<b>Product description</b>					
Connector type	Automotive/Valve connector	Automotive/Valve connector	Automotive/Valve connector	Automotive/Valve connector	Automotive/Valve connector
Interchangeable to	Deutsch DT04	Deutsch DT04	Deutsch DT04	Deutsch DT04	Deutsch DT04
Construction type	Valve connector DT series	Valve connector DT series	Valve connector DT series	Valve connector DT series	Valve connector DT series
Description	Automotive/Valve connector with moulded cable. Connector without electronic.	Automotive/Valve connector with moulded cable. Connector without electronic.	Automotive/Valve connector with moulded cable. Connector without electronic.	Automotive/Valve connector with moulded cable. Connector without electronic.	Automotive/Valve connector with moulded cable. Connector with electronic.
Part number	<b>HDCMD2000BA1Z</b>	<b>HDCMD3000BD1Z</b>	<b>HDCMD4000BE1Z</b>	<b>HDCMD2L01BA1Z</b>	
Housing type	Straight 180°	Straight 180°	Straight 180°	Straight 180°	Straight 180°
Cable gland	Moulded cable	Moulded cable	Moulded cable	Moulded cable	Moulded cable
Contacts type	Male	Male	Male	Male	Male
Number of contacts	2poles	3poles	4poles	2poles	2poles
Housing colour	Black	Black	Black	Black	Transparent
<b>Technical data</b>					
Type of termination	Contacts to crimping wires	Contacts to crimping wires	Contacts to crimping wires	Contacts to crimping wires	Contacts to crimping wires
Contacts material	Brass + Gold flash	Brass + Gold flash	Brass + Gold flash	Brass + Gold flash	Brass + Gold flash
Rated voltage	48 V AC/DC	48 V AC/DC	48 V AC/DC	48 V AC/DC	24 V AC/DC
Circuit type	-	-	-	-	Bipolar Led
Led colour	-	-	-	-	Red
Rated current	8A	8A	8A	8A	4A
Gasket material	-	-	-	-	-
Cable type	PUR/PUR Li-YY11Y	PUR/PUR Li-YY11Y	PUR/PUR Li-YY11Y	PUR/PUR Li-YY11Y	PUR/PUR Li-YY11Y
Cable jacket colour	Black	Black	Black	Black	Black
No. Conductors / Section	2x0.75mm <sup>2</sup>	3x0.75mm <sup>2</sup>	4x0.75mm <sup>2</sup>	2x0.75mm <sup>2</sup>	2x0.75mm <sup>2</sup>
Conductor colours	Brown; Blue	Brown; Blue ; Black	Brown; White; Blue ; Black	Brown; Blue	Brown; Blue
Cable diameter	ø6.5mm (±0.3)	ø6.7mm (±0.3)	ø7mm (±0.3)	ø6.5mm (±0.3)	ø6.5mm (±0.3)
Cable length	1m	1m	1m	1m	1m
<b>Packaging</b>					
Qty/Bag	1 pc / bag	1 pc / bag	1 pc / bag	1 pc / bag	1 pc / bag
<b>Other accessories options</b>					
See accessories section					
<b>Notes:</b>					
Connectors available with different features: See the general features and codification scheme page See the cables list section					

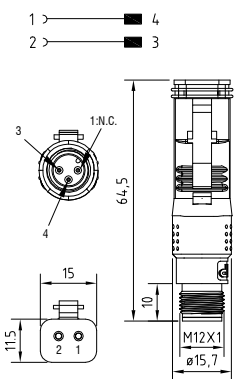
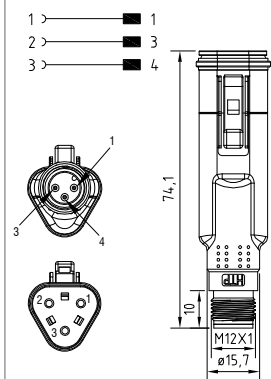
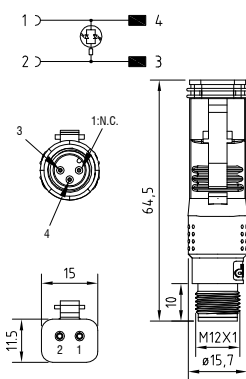
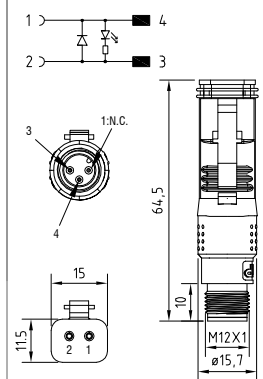
## AUTOMOTIVE / METRIPACK CONNECTORS

Automotive connectors interchangeable with DT series with moulded cable

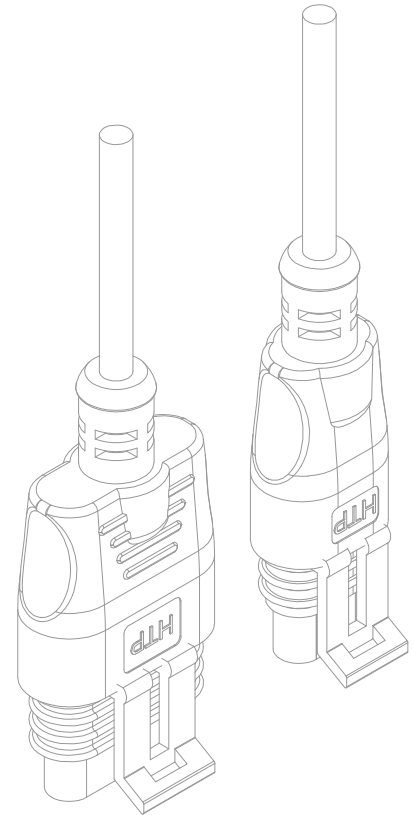
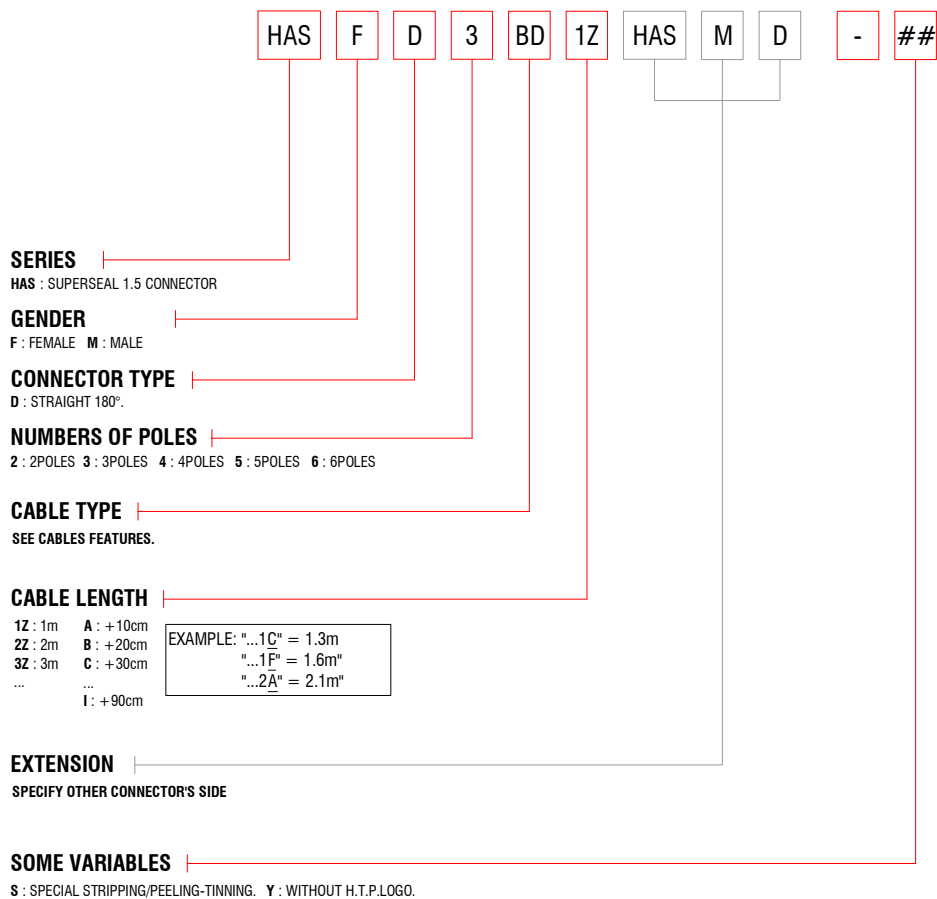


<b>Technical drawing</b>			
<b>Product description</b>			
Connector type	Automotive/Valve connector	Automotive/Valve connector	
Interchangeable to	Deutsch DT04	Deutsch DT04	
Construction type	Valve connector DT series	Valve connector DT series	
Description	Automotive/Valve connector with moulded cable. Connector with electronic.	Automotive/Valve connector with moulded cable. Connector with electronic.	
Part number	<b>HDCMD2DL1BA1Z</b>	<b>HDCMD2VL1BA1Z</b>	
Housing type	Straight 180°	Straight 180°	
Cable gland	Moulded cable	Moulded cable	
Contacts type	Male	Male	
Number of contacts	2poles	2poles	
Housing colour	Transparent	Transparent	
<b>Technical data</b>			
Type of termination	Contacts to crimping wires	Contacts to crimping wires	
Contacts material	Brass + Gold flash	Brass + Gold flash	
Rated voltage	24 V DC	24 V DC	
Circuit type	Led + Diode(1A)	Led + Varistor	
Led colour	Red	Red	
Rated current	1A	1A	
Gasket material	-	-	
Cable type	PUR/PUR Li-YY11Y	PUR/PUR Li-YY11Y	
Cable jacket colour	Black	Black	
No. Conductors / Section	2x0.75mm <sup>2</sup>	2x0.75mm <sup>2</sup>	
Conductor colours	Brown; Blue	Brown; Blue	
Cable diameter	ø6.5mm (±0.3)	ø6.5mm (±0.3)	
Cable length	1m	1m	
<b>Packaging</b>			
Qty/Bag	1 pc / bag	1 pc / bag	
<b>Other accessories options</b>			
See accessories section			
<b>Notes:</b>			
Connectors available with different features: See the general features and codification scheme page See the cables list section			



Technical drawing					
<b>Product description</b>					
Connector type	Automotive-M12 adapter	Automotive-M12 adapter	Automotive-M12 adapter	Automotive-M12 adapter	Automotive-M12 adapter
Interchangeable to	Deutsch DT06	Deutsch DT06	Deutsch DT06	Deutsch DT06	Deutsch DT06
Description	Adapter with automotive connector (interchangeable to Deutsch DT connector) + M12 connector.	Adapter with automotive connector (interchangeable to Deutsch DT connector) + M12 connector.	Adapter with automotive connector (interchangeable to Deutsch DT connector) + M12 connector.	Adapter with automotive connector (interchangeable to Deutsch DT connector) + M12 connector.	Adapter with automotive connector (interchangeable to Deutsch DT connector) + M12 connector.
Part number	<b>HDCFD2000-12MD</b>	<b>HDCFD3000-12MD</b>	<b>HDCFD2L01-12MD</b>	<b>HDCFD2DL1-12MD</b>	
Housing type	Straight 180°	Straight 180°	Straight 180°	Straight 180°	
Contacts type	Female	Female	Female	Female	
Number of contacts	2poles	3poles	2poles	2poles	
Housing colour	Black	Black	Transparent	Transparent	
Circular connector type	M12	M12	M12	M12	
M12 Connector type	Straight 180°	Straight 180°	Straight 180°	Straight 180°	
M12 contacts type	Male 3poles	Male 3poles	Male 3poles	Male 3poles	
Number of contacts connected	n°2	n°3	n°2	n°2	
<b>Technical data</b>					
Type of termination	Contacts to crimping wires	Contacts to crimping wires	Contacts to crimping wires	Contacts to crimping wires	
Contacts material	Brass + Gold flash	Brass + Gold flash	Brass + Gold flash	Brass + Gold flash	
M12 coupling nut material	Brass + Nickel plated	Brass + Nickel plated	Brass + Nickel plated	Brass + Nickel plated	
Internal cores material	PA	PA	PA	PA	
Connector body material	Polypropylene	Polypropylene	Polypropylene	Polypropylene	
Rated voltage	48 V AC/DC	48 V AC/DC	24 V AC/DC	24 V DC	
Gasket material	Silicone	Silicone	Silicone	Silicone	
M12 o-ring material	NBR	NBR	NBR	NBR	
Circuit type	-	-	Bipolar Led	Led + Diode(1A)	
Led colour	-	-	Red	Red	
Rated current	4A	4A	1A	1A	
<b>Packaging</b>					
Qty/Bag	1 pc / bag	1 pc / bag	1 pc / bag	1 pc / bag	
<b>Other accessories options</b>					
See accessories section					
<b>Notes:</b>					
			Connector available with different led colour, circuits and voltages.	Connector available with different led colour, circuits and voltages.	





• **SUPERSEAL CONNECTORS CABLES:**

Code	Material	Type of cable	Colour	Section	No.core	Cable $\phi$ mm $\pm 0.3$	Temperature range °C	Wires colouring
BA	PUR/PUR	Li-YY11Y	Black	0.75mm <sup>2</sup>	2	$\phi$ 6.5mm	-40°C / +80°C	Brown;Blue
BD	PUR/PUR	Li-YY11Y	Black	0.75mm <sup>2</sup>	3	$\phi$ 6.7mm	-40°C / +80°C	Brown;Blue;Black
BE	PUR/PUR	Li-YY11Y	Black	0.75mm <sup>2</sup>	4	$\phi$ 7 mm	-40°C / +80°C	Brown;Blue;Black;White
BF	PUR/PUR	Li-YY11Y	Black	0.75mm <sup>2</sup>	5	$\phi$ 7.5 mm	-40°C / +80°C	Brown;Blue;Black;White;Grey
BG*	PUR/PUR	Li-YY11Y	Black	0.75mm <sup>2</sup>	6	$\phi$ 8 mm	-40°C / +80°C	Green; Brown; White; Pink; Grey; Yellow

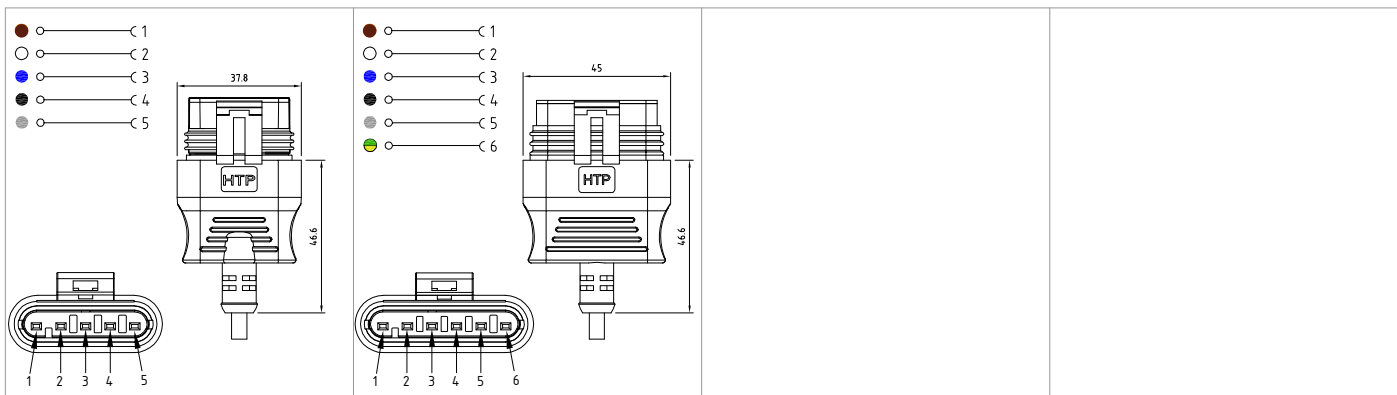
\* = Cables with minimum quantity required.

# AUTOMOTIVE / METRIPACK CONNECTORS

## Superseal 1.5mm connectors with moulded cable



Technical drawing				
<b>Product description</b>				
Connector type	Automotive connector	Automotive connector	Automotive connector	Automotive connector
Interchangeable to	Superseal connector	Superseal connector	Superseal connector	Superseal connector
Description	Automotive connector interchangeable to superseal connector with moulded cable	Automotive connector interchangeable to superseal connector with moulded cable	Automotive connector interchangeable to superseal connector with moulded cable	Automotive connector interchangeable to superseal connector with moulded cable
Part number	<b>HASFD2BA1Z</b>	<b>HASFD3BD1Z</b>	<b>HASFD4BE1Z</b>	
Housing type	Straight 180°	Straight 180°	Straight 180°	
Cable gland	Moulded cable	Moulded cable	Moulded cable	
Contacts type	Female	Female	Female	
Number of contacts	2poles	3poles	4poles	
Housing colour	Black	Black	Black	
<b>Technical data</b>				
Type of termination	Contacts to crimp wires	Contacts to crimp wires	Contacts to crimp wires	
Contacts material	Brass + Sn	Brass + Sn	Brass + Sn	
Internalcore material	PA+GF, PA	PA+GF, PA	PA+GF, PA	
Connector body material	Polypropylene	Polypropylene	Polypropylene	
Seal material	Silicone	Silicone	Silicone	
Rated voltage	24V DC	24V DC	24V DC	
Rated current	8A	8A	7A	
Protection class	IP67	IP67	IP67	
Operating temperature	-25°C +90°C	-25°C +90°C	-25°C +90°C	
Cable type	PUR/PUR Li-YY11Y	PUR/PUR Li-YY11Y	PUR/PUR Li-YY11Y	
Cable jacket colour	Black	Black	Black	
No. Conductors / Section	2x0.75mm <sup>2</sup>	3x0.75mm <sup>2</sup>	4x0.75mm <sup>2</sup>	
Conductor colours	Brown; Blue	Brown; Blue; Black	Brown; White; Blue; Black	
Cable diameter	ø6.5mm (±0.3)	ø6.7mm (±0.3)	ø7mm (±0.3)	
Cable length	1m	1m	1m	
<b>Packaging</b>				
Qty/Bag	1 pc / bag	1 pc / bag	1 pc / bag	
<b>Other accessories options</b>				
See accessories section				
<b>Notes:</b>				



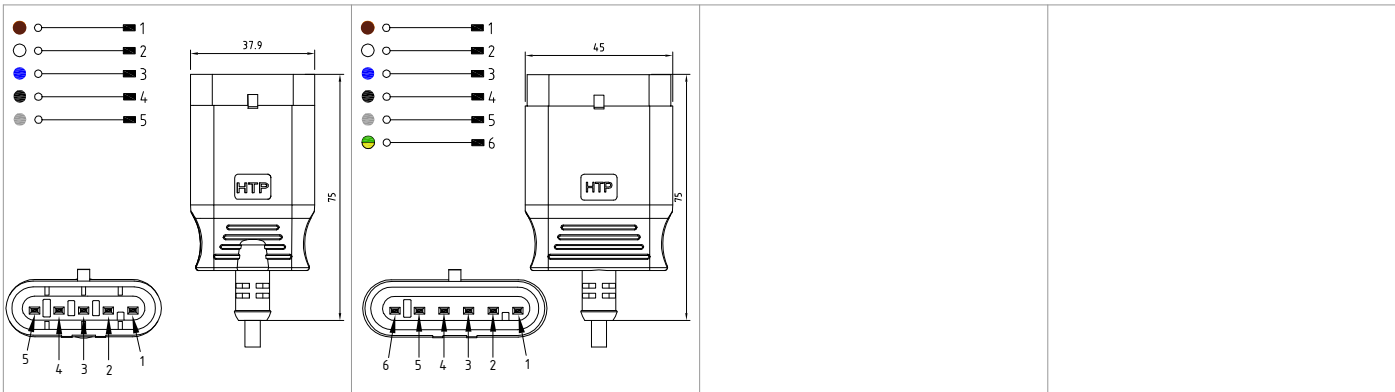
<b>Product description</b>			
Automotive connector	Automotive connector		
Superseal connector	Superseal connector		
Automotive connector interchangeable to superseal connector with moulded cable	Automotive connector interchangeable to superseal connector with moulded cable		
<b>HASFD5BF1Z</b>	<b>HASFD6BG1Z</b>		
Straight 180°	Straight 180°		
Moulded cable	Moulded cable		
Female	Female		
5poles	6poles		
Black	Black		
<b>Technical data</b>			
Contacts to crimp wires	Contacts to crimp wires		
Brass + Sn	Brass + Sn		
PA+GF, PA	PA+GF, PA		
Polypropylene	Polypropylene		
Silicone	Silicone		
24V DC	24V DC		
7A	6A		
IP67	IP67		
-25°C +90°C	-25°C +90°C		
PUR/PUR Li-YY11Y	PUR/PUR Li-YY11Y		
Black	Black		
5x0.75mm <sup>2</sup>	6x0.75mm <sup>2</sup>		
Brown; White; Blue; Black; Grey	Green; Brown; White; Pink; Grey;Yellow		
ø7.5mm (±0.3)	ø8mm (±0.3)		
1m	1m		
<b>Packaging</b>			
1 pc / bag	1 pc / bag		
<b>Other accessories options</b>			
See accessories section			
<b>Notes:</b>			

# AUTOMOTIVE / METRIPACK CONNECTORS

## Superseal 1.5mm connectors with moulded cable



Technical drawing							
<b>Product description</b>							
Connector type	Automotive connector	Automotive connector	Automotive connector	Automotive connector	Automotive connector	Automotive connector	Automotive connector
Interchangeable to	Superseal connector	Superseal connector	Superseal connector	Superseal connector	Superseal connector	Superseal connector	Superseal connector
Description	Automotive connector interchangeable to superseal connector with moulded cable	Automotive connector interchangeable to superseal connector with moulded cable	Automotive connector interchangeable to superseal connector with moulded cable	Automotive connector interchangeable to superseal connector with moulded cable	Automotive connector interchangeable to superseal connector with moulded cable	Automotive connector interchangeable to superseal connector with moulded cable	Automotive connector interchangeable to superseal connector with moulded cable
Part number	<b>HASMD2BA1Z</b>	<b>HASMD3BD1Z</b>	<b>HASMD3BD1Z</b>	<b>HASMD3BD1Z</b>	<b>HASMD4BE1Z</b>	<b>HASMD4BE1Z</b>	<b>HASMD4BE1Z</b>
Housing type	Straight 180°	Straight 180°	Straight 180°	Straight 180°	Straight 180°	Straight 180°	Straight 180°
Cable gland	Moulded cable	Moulded cable	Moulded cable	Moulded cable	Moulded cable	Moulded cable	Moulded cable
Contacts type	Male	Male	Male	Male	Male	Male	Male
Number of contacts	2poles	3poles	3poles	3poles	4poles	4poles	4poles
Housing colour	Black	Black	Black	Black	Black	Black	Black
<b>Technical data</b>							
Type of termination	Contacts to crimp wires	Contacts to crimp wires	Contacts to crimp wires	Contacts to crimp wires	Contacts to crimp wires	Contacts to crimp wires	Contacts to crimp wires
Contacts material	Brass + Sn	Brass + Sn	Brass + Sn	Brass + Sn	Brass + Sn	Brass + Sn	Brass + Sn
Internalcore material	PA+GF, PA	PA+GF, PA	PA+GF, PA	PA+GF, PA	PA+GF, PA	PA+GF, PA	PA+GF, PA
Connector body material	Polypropylene	Polypropylene	Polypropylene	Polypropylene	Polypropylene	Polypropylene	Polypropylene
Seal material	Silicone	Silicone	Silicone	Silicone	Silicone	Silicone	Silicone
Rated voltage	24V DC	24V DC	24V DC	24V DC	24V DC	24V DC	24V DC
Rated current	8A	8A	8A	8A	7A	7A	7A
Protection class	IP67	IP67	IP67	IP67	IP67	IP67	IP67
Operating temperature	-25°C +90°C	-25°C +90°C	-25°C +90°C	-25°C +90°C	-25°C +90°C	-25°C +90°C	-25°C +90°C
Cable type	PUR/PUR Li-YY11Y	PUR/PUR Li-YY11Y	PUR/PUR Li-YY11Y	PUR/PUR Li-YY11Y	PUR/PUR Li-YY11Y	PUR/PUR Li-YY11Y	PUR/PUR Li-YY11Y
Cable jacket colour	Black	Black	Black	Black	Black	Black	Black
No. Conductors / Section	2x0.75mm <sup>2</sup>	3x0.75mm <sup>2</sup>	3x0.75mm <sup>2</sup>	3x0.75mm <sup>2</sup>	4x0.75mm <sup>2</sup>	4x0.75mm <sup>2</sup>	4x0.75mm <sup>2</sup>
Conductor colours	Brown; Blue	Brown; Blue; Black	Brown; Blue; Black	Brown; Blue; Black	Brown; White; Blue; Black	Brown; White; Blue; Black	Brown; White; Blue; Black
Cable diameter	ø6.5mm (±0.3)	ø6.7mm (±0.3)	ø6.7mm (±0.3)	ø6.7mm (±0.3)	ø7mm (±0.3)	ø7mm (±0.3)	ø7mm (±0.3)
Cable length	1m	1m	1m	1m	1m	1m	1m
<b>Packaging</b>							
Qty/Bag	1 pc / bag	1 pc / bag	1 pc / bag	1 pc / bag	1 pc / bag	1 pc / bag	1 pc / bag
<b>Other accessories options</b>							
See accessories section							
<b>Notes:</b>							



<b>Product description</b>			
Automotive connector	Automotive connector		
Superseal connector	Superseal connector		
Automotive connector interchangeable to superseal connector with moulded cable	Automotive connector interchangeable to superseal connector with moulded cable		
<b>HASMD5BF1Z</b>	<b>HASMD6BG1Z</b>		
Straight 180°	Straight 180°		
Moulded cable	Moulded cable		
Male	Male		
5poles	6poles		
Black	Black		
<b>Technical data</b>			
Contacts to crimp wires	Contacts to crimp wires		
Brass + Sn	Brass + Sn		
PA+GF, PA	PA+GF, PA		
Polypropylene	Polypropylene		
Silicone	Silicone		
24V DC	24V DC		
7A	6A		
IP67	IP67		
-25°C +90°C	-25°C +90°C		
PUR/PUR Li-YY11Y	PUR/PUR Li-YY11Y		
Black	Black		
5x0.75mm <sup>2</sup>	6x0.75mm <sup>2</sup>		
Brown; White; Blue; Black; Grey	Green; Brown; White; Pink; Grey;Yellow		
ø7.5mm (±0.3)	ø8mm (±0.3)		
1m	1m		
<b>Packaging</b>			
1 pc / bag	1 pc / bag		
<b>Other accessories options</b>			
See accessories section			
<b>Notes:</b>			

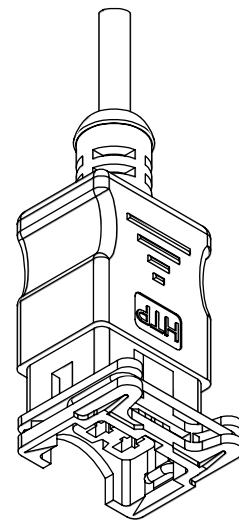
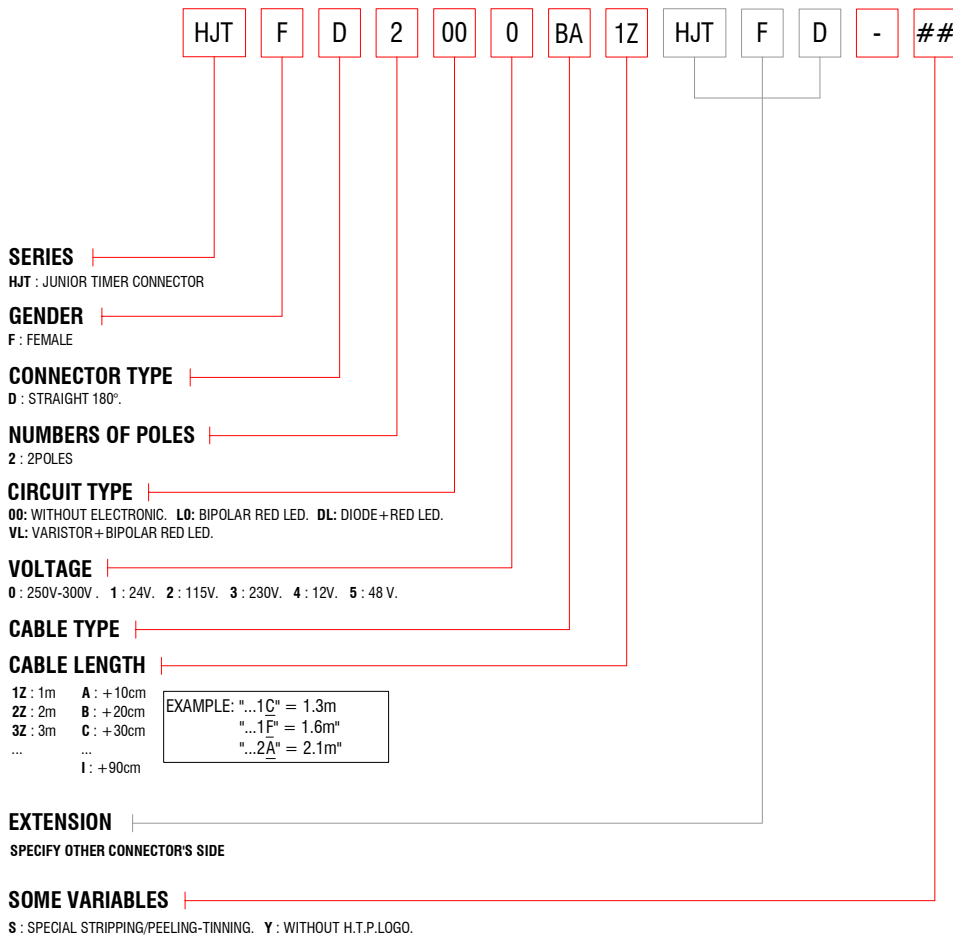
# AUTOMOTIVE / METRIPACK CONNECTORS

## Superseal 1.5mm connectors with moulded cable



Technical drawing		1 2 3 4		1 2 3 4		1 2 3 4 4		1 2 3 4 5	
<b>Product description</b>									
Connector type	Automotive-M12 adapter	Automotive-M12 adapter	Automotive-M12 adapter	Automotive-M12 adapter	Automotive-M12 adapter	Automotive-M12 adapter	Automotive-M12 adapter	Automotive-M12 adapter	Automotive-M12 adapter
Interchangeable to	Superseal connector	Superseal connector	Superseal connector	Superseal connector	Superseal connector	Superseal connector	Superseal connector	Superseal connector	Superseal connector
Description	Adapter with automotive connector (interchangeable to superseal connector) + M12 conn.	Adapter with automotive connector (interchangeable to superseal connector) + M12 conn.	Adapter with automotive connector (interchangeable to superseal connector) + M12 conn.	Adapter with automotive connector (interchangeable to superseal connector) + M12 conn.	Adapter with automotive connector (interchangeable to superseal connector) + M12 conn.	Adapter with automotive connector (interchangeable to superseal connector) + M12 conn.	Adapter with automotive connector (interchangeable to superseal connector) + M12 conn.	Adapter with automotive connector (interchangeable to superseal connector) + M12 conn.	Adapter with automotive connector (interchangeable to superseal connector) + M12 conn.
Part number	<b>HASFD2000-12MD</b>	<b>HASFD3000-12MD</b>	<b>HASFD4000-12MD</b>	<b>HASFD4000-12MD</b>	<b>HASFD4000-12MD</b>	<b>HASFD4000-12MD</b>	<b>HASFD4000-12MD</b>	<b>HASFD5000-12MD</b>	<b>HASFD5000-12MD</b>
Housing type	Straight 180°	Straight 180°	Straight 180°	Straight 180°	Straight 180°	Straight 180°	Straight 180°	Straight 180°	Straight 180°
Contacts type	Female	Female	Female	Female	Female	Female	Female	Female	Female
Number of contacts	2poles	3poles	4poles	4poles	4poles	4poles	4poles	5poles	5poles
Housing colour	Black	Black	Black	Black	Black	Black	Black	Black	Black
Circular connector type	M12	M12	M12	M12	M12	M12	M12	M12	M12
M12 Connector type	Straight 180°	Straight 180°	Straight 180°	Straight 180°	Straight 180°	Straight 180°	Straight 180°	Straight 180°	Straight 180°
M12 contacts type	Male 3poles	Male 3poles	Male 4poles	Male 4poles	Male 4poles	Male 4poles	Male 4poles	Male 5poles	Male 5poles
Number of contacts connected	n°2	n°3	n°4	n°4	n°4	n°4	n°4	n°5	n°5
<b>Technical data</b>									
Type of termination	Contacts to crimping wires	Contacts to crimping wires	Contacts to crimping wires	Contacts to crimping wires	Contacts to crimping wires	Contacts to crimping wires	Contacts to crimping wires	Contacts to crimping wires	Contacts to crimping wires
Contacts material	Brass + Sn , Brass+Gold flash	Brass + Sn , Brass+Gold flash	Brass + Sn , Brass+Gold flash	Brass + Sn , Brass+Gold flash	Brass + Sn , Brass+Gold flash	Brass + Sn , Brass+Gold flash	Brass + Sn , Brass+Gold flash	Brass + Sn , Brass+Gold flash	Brass + Sn , Brass+Gold flash
M12 coupling nut material	Brass+Nickel plated	Brass+Nickel plated	Brass+Nickel plated	Brass+Nickel plated	Brass+Nickel plated	Brass+Nickel plated	Brass+Nickel plated	Brass+Nickel plated	Brass+Nickel plated
Internalcores material	PA+GF, PA	PA+GF, PA	PA+GF, PA	PA+GF, PA	PA+GF, PA	PA+GF, PA	PA+GF, PA	PA+GF, PA	PA+GF, PA
Connector body material	Polypropylene	Polypropylene	Polypropylene	Polypropylene	Polypropylene	Polypropylene	Polypropylene	Polypropylene	Polypropylene
Rated voltage	24 V DC	24 V DC	24 V DC	24 V DC	24 V DC	24 V DC	24 V DC	24 V DC	24 V DC
Gasket material	Silicone	Silicone	Silicone	Silicone	Silicone	Silicone	Silicone	Silicone	Silicone
M12 o-ring material	NBR	NBR	NBR	NBR	NBR	NBR	NBR	NBR	NBR
Circuit type	-	-	-	-	-	-	-	-	-
Led colour	-	-	-	-	-	-	-	-	-
Rated current	4A	4A	4A	4A	4A	4A	4A	4A	4A
<b>Packaging</b>									
Qty/Bag	1 pc / bag	1 pc / bag	1 pc / bag	1 pc / bag	1 pc / bag	1 pc / bag	1 pc / bag	1 pc / bag	1 pc / bag
<b>Other accessories options</b>									
See accessories section									
<b>Notes:</b>									
Connectors available with different features: See the general features and codification scheme page See the cables list section									

• **GENERAL FEATURES OF MOULDED CONNECTORS:**



• **SUPERSEAL CONNECTORS CABLES:**

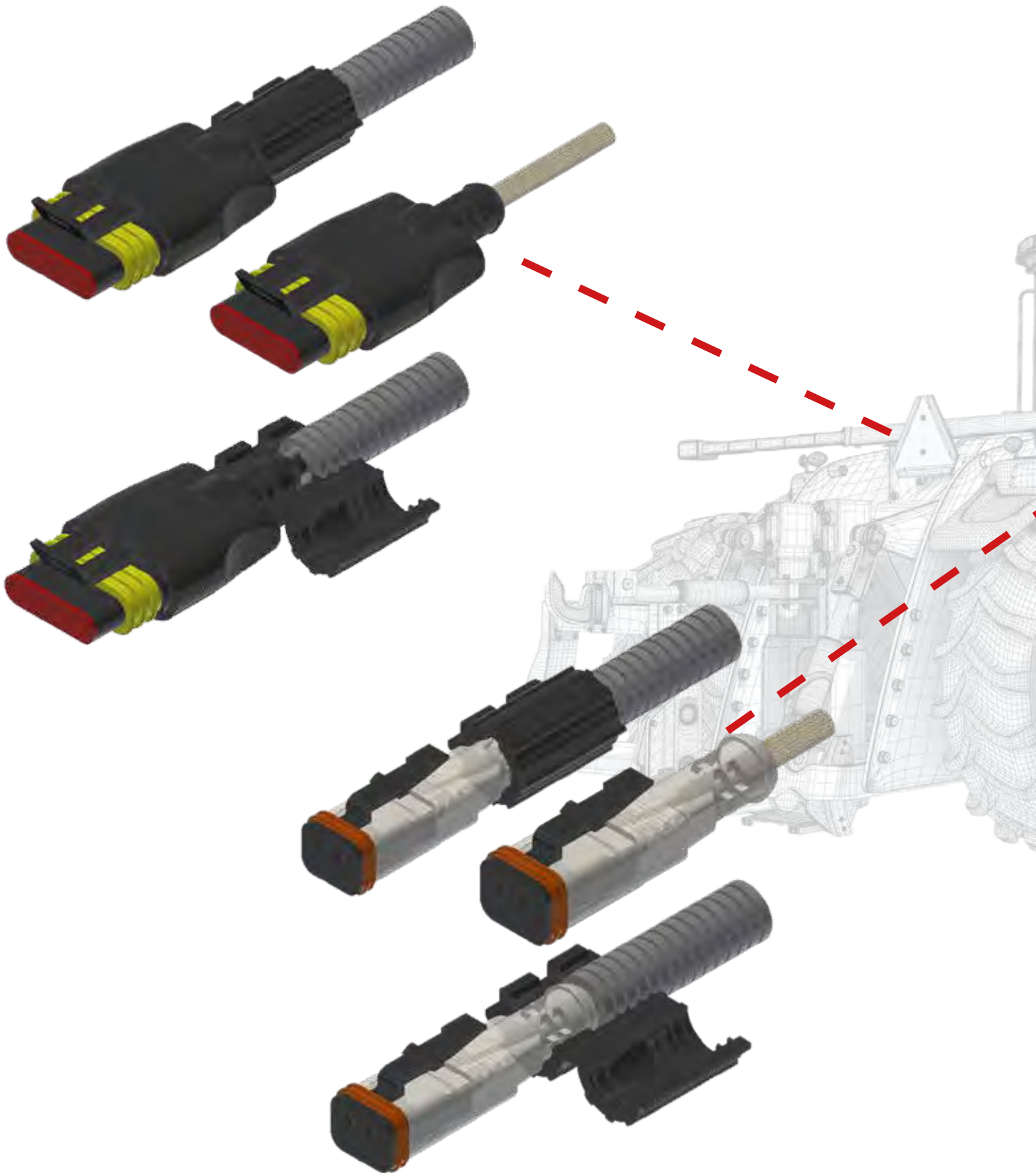
Code	Material	Type of cable	Colour	Section	No.core	Cable $\varnothing$ mm $\pm 0.3$	Temperature range °C	Wires colouring
A2	PVC/PVC	IEC332-1 H05VVF	Black	0.75mm <sup>2</sup>	2	$\varnothing$ 6mm	-20°C / +80°C	Brown;Blue
A9	PUR/PUR		Black	0.75mm <sup>2</sup>	2	$\varnothing$ 6mm	-40°C / +80°C	Brown;Blue
BA	PUR/PUR	Li-YY11Y	Black	0.75mm <sup>2</sup>	2	$\varnothing$ 6.5mm	-40°C / +80°C	Brown;Blue

# AUTOMOTIVE / METRIPACK CONNECTORS

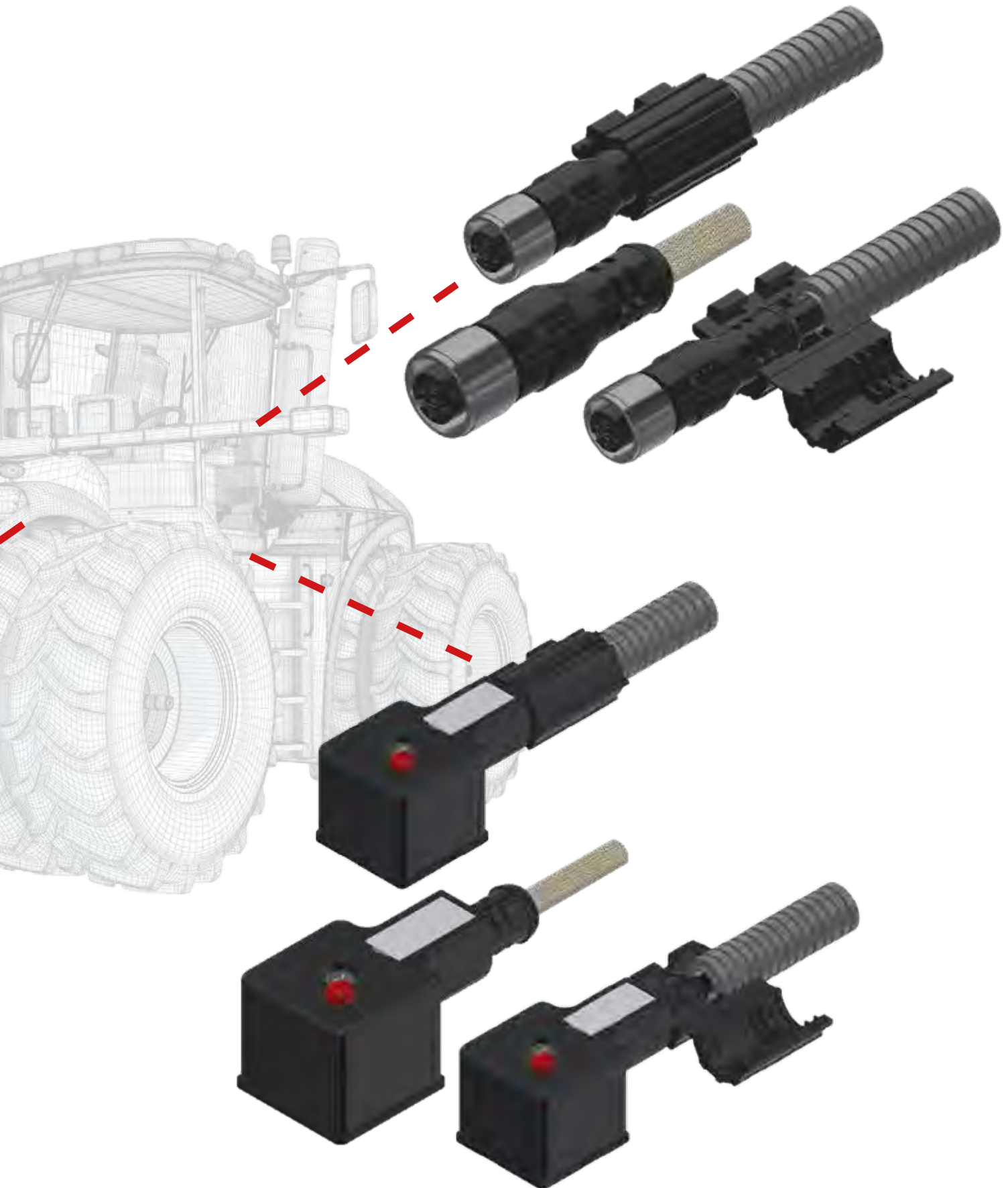
## Junior Timer connectors




Technical drawing					
<b>Product description</b>					
Connector type	Automotive/Valve connector	Automotive/Valve connector	Automotive/Valve connector	Automotive/Valve connector	Automotive/Valve connector
Interchangeable to	Junior Timer	Junior Timer	Junior Timer	Junior Timer	Junior Timer
Description	Automotive connector with moulded cable. Connector without electronic.	Automotive connector with moulded cable. Connector with electronic.	Automotive connector with moulded cable. Connector with electronic.	Automotive connector with moulded cable. Connector with electronic.	Automotive connector with moulded cable. Connector with electronic.
Part number	<b>HJTFD2000BA1Z</b>	<b>HJTFD2L01BA1Z</b>	<b>HJTFD2DL1BA1Z</b>	<b>HJTFD2VL1BA1Z</b>	
Housing type	Straight 180°	Straight 180°	Straight 180°	Straight 180°	
Cable gland	Moulded cable	Moulded cable	Moulded cable	Moulded cable	
Contacts type	Female	Female	Female	Female	
Number of contacts	2poles	2poles	2poles	2poles	
Housing colour	Black	Transparent	Transparent	Transparent	
<b>Technical data</b>					
Type of termination	Contacts to crimping wires	Contacts to crimping wires	Contacts to crimping wires	Contacts to crimping wires	Contacts to crimping wires
Contacts material	Brass + Gold flash	Brass + Gold flash	Brass + Gold flash	Brass + Gold flash	Brass + Gold flash
Internalcore material	PA66 + GF; Spring:Steel	PA66 + GF; Spring:Steel	PA66 + GF; Spring:Steel	PA66 + GF; Spring:Steel	PA66 + GF; Spring:Steel
Connector body material	Polypropylene	Polypropylene	Polypropylene	Polypropylene	Polypropylene
Rated voltage	1-230 V AC/DC	24 V AC/DC	24 V DC	24 V AC/DC	24 V AC/DC
Circuit type	-	Bipolar Led	Led + Diode(1A)	Led + Varistor	
Led colour	-	Red	Red	Red	
Rated current	4A	1A	1A	1A	
Protection class	IP65	IP65	IP65	IP65	
Cable type	PUR/PUR Li-YY11Y	PUR/PUR Li-YY11Y	PUR/PUR Li-YY11Y	PUR/PUR Li-YY11Y	
Cable jacket colour	Black	Black	Black	Black	
No. Conductors / Section	2x0.75mm <sup>2</sup>	2x0.75mm <sup>2</sup>	2x0.75mm <sup>2</sup>	2x0.75mm <sup>2</sup>	
Conductor colours	Brown; Blue	Brown; Blue	Brown; Blue	Brown; Blue	
Cable diameter	ø6.5mm (±0.3)	ø6.5mm (±0.3)	ø6.5mm (±0.3)	ø6.5mm (±0.3)	
Cable length	1m	1m	1m	1m	
<b>Packaging</b>					
Qty/Bag	1 pc / bag	1 pc / bag	1 pc / bag	1 pc / bag	
<b>Other accessories options</b>					
See accessories section					
<b>Notes:</b>					
Connectors available with different LED colours.					



**AUTOMOTIVE / METRIPACK CONNECTORS**







## SPECIAL CONNECTORS

● **GENERAL FEATURES:**

**Conductor cross section :**  
0.34(22AWG) ... 1.50mm<sup>2</sup>(16AWG).

**Fixing system :**  
Central fixing screw.

**Max. screw torque IEC60947-1**  
(Central fixing screw) :  
CG1-CM1-CM2-CP2 series: Max. 0.5 N \* m.  
CP1 series: Max. 0.4 N \* m.

**Type of terminations :**  
To solder.

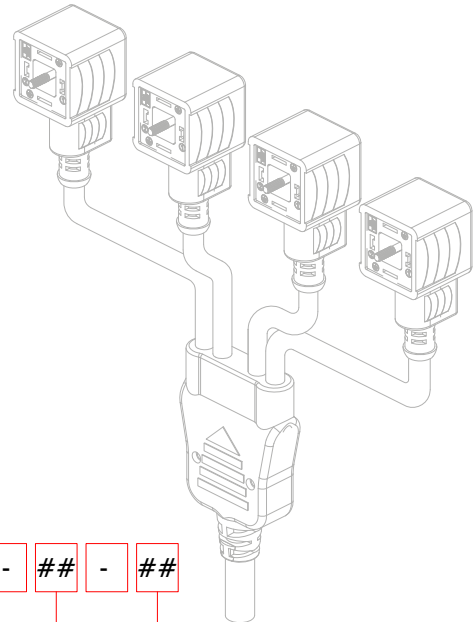
**Contact material and treatment :**  
Brass + Silver plated.

**Housing material :**  
Polypropylene.

**Internal core material :**  
PA66-V2.

**Protection class :**  
IP67.

**Operating temperature :**  
-25°C +90°C (connector)  
(NBR gasket -40°C +90°C)  
(Silicone gasket -40°C +125°C)



CG D N 0 2 00 0 C 02 2 - ## - ##

**SERIES**

CG: EN175301-803 form A (18mm) only for double exit.  
CG1: EN175301-803 form A (18mm).  
CM1: INDUSTRIAL form B (11mm).  
CM2: EN175301-803 form B (10mm).  
CP1: EN175301-803 form C (8mm).  
CP2: MICRO INDUSTRIAL form C (9.4mm).

**EXITS**

D : 2 EXITS. 3 : 3 EXITS. 4 : 4 EXITS. 5 : 5 EXITS. ...  
12 : 12 EXITS.

**COLOUR**

N : BLACK (STANDARD).

**CABLE EXIT**

0 : MOULDED CABLE.

**POLES No.**

2 : 2POLES + EARTH. 3 : 3POLES + EARTH.

**CIRCUIT TYPE**

SEE CIRCUITS PAGE.

**VOLTAGE**

0 : 250V / 300V. 1 : 24V. 2 : 115V. 3 : 230V. 4 : 12V. 5 : 48V.

**EARTH POSITION**

A : H.6. B : H.12. C : DOUBLE H.6-12. D : H.3. E : H.9. F : DOUBLE H.3-9.

**MANIFOLD CABLE TYPE**

<b>2 EXITS:</b>	<b>B2</b>	PVC/PVC	IEC332-1 HD5VVF	Black	0.75mm <sup>2</sup>	4	ø7mm	-20°C / +80°C
<b>3 EXITS:</b>	<b>C2</b>	PVC/PVC	IEC332-1 HD5VVF	Black	0.75mm <sup>2</sup>	5	ø8.3mm	-20°C / +80°C
<b>4-5-6 EXITS:</b>	<b>8N</b>	PVC/PVC	CEI2022	Black	0.34mm <sup>2</sup>	8	ø8.3mm	-20°C / +80°C
<b>7-8 EXITS:</b>	<b>4P</b>	PUR/TPO	ULstyle 20549	Black	0.34mm <sup>2</sup> 0.75mm <sup>2</sup>	8 3	ø8.8mm	-25°C / +80°C
<b>9-10-11-12-13-14-15-16 EXITS:</b>	<b>8P</b>	PUR/TPO	ULstyle 20549	Black	0.34mm <sup>2</sup> 0.75mm <sup>2</sup>	16 3	ø10.6mm	-25°C / +80°C

**CABLE LENGTH**

1 : 1m    A : +10cm  
2 : 2m    B : +20cm  
3 : 3m    C : +30cm  
...  
I : +90cm

EXAMPLE: "...CB22C" = 2.3m  
"...CB22E" = 2.6m  
"...CB22I" = 2.9m

**CABLE LENGTH SPLITTER-CONNECTORS**

NO DIGIT: 200mm. 350: 350mm ... 1000: 1000mm. ETC.

**SOME VARIABLES**

L : PROFILED GASKET. SS : STAINLESS STEEL SCREW. Y : WITHOUT H.T.P.LOGO. ## : CUSTOMIZED VARIABLES.

# SPECIAL CONNECTORS

## M8-M12 Splitter connectors - General features and codification scheme



### GENERAL FEATURES:

**Conductor cross section :**  
**M8:** 0.14(26AWG) ... 0.5mm<sup>2</sup>(20AWG).  
**M12:** 0.25(24AWG) ... 0.75mm<sup>2</sup>(19AWG).

**Fixing system :**  
 M8 / M12 coupling nut.

**Max. screw torque IEC60947-1**  
 M8 coupling nut torque 0.4N\*m.  
 M12 coupling nut torque 0.6N\*m.

**Type of terminations :**  
 Crimped wires/to solder.

**Contact material and treatment :**  
 Brass + Gold flash.

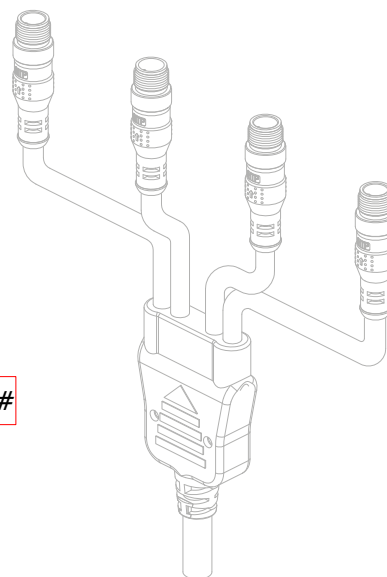
**Housing material :**  
 Polypropylene.

**Internal core material :**  
 PA66-V2.

**Coupling nut material :**  
 Brass + Nickel plated.  
 Stainless steel AISI304(upon request).

**Protection class :**  
 IP67.

**Operating temperature :**  
 -25°C +90°C.



S4 C 4 8B 1Z - A 4 - ## - ##

#### EXITS

S2 : 2 EXITS. S3 : 3 EXITS. S4 : 4 EXITS. S5 : 5 EXITS ...  
 S12 : 12 EXITS.

#### SERIES

- : FREE CABLE.  
**A:** M12 CIRCULAR CONNECTOR MALE 180°.  
**B:** M12 CIRCULAR CONNECTOR MALE 90°.  
**C:** M12 CIRCULAR CONNECTOR FEMALE 180°.  
**D:** M12 CIRCULAR CONNECTOR FEMALE 90°.

#### NUMBERS OF POLES

3 : 3POLES. 4 : 4POLES. 8 : 8POLES. 12 : 12POLES.

#### MANIFOLD CABLE TYPE

<b>2 EXITS:</b>	<b>B2</b>	PVC/PVC	IEC332-1 HD5WF	Black	0.75mm <sup>2</sup>	4	ø7mm	-20°C / +80°C
<b>3 EXITS:</b>	<b>C2</b>	PVC/PVC	IEC332-1 HD5WF	Black	0.75mm <sup>2</sup>	5	ø8.3mm	-20°C / +80°C
<b>4-5-6 EXITS:</b>	<b>8B</b>	PVC/PVC	CEI2022	Black	0.34mm <sup>2</sup>	8	ø8.3mm	-20°C / +80°C
<b>7-8 EXITS:</b>	<b>4P</b>	PUR/TPO	ULstyle 20549	Black	0.34mm <sup>2</sup> 0.75mm <sup>2</sup>	8 3	ø8.8mm	-25°C / +80°C
<b>9-10-11-12-13-14-15-16 EXITS:</b>	<b>8P</b>	PUR/TPO	ULstyle 20549	Black	0.34mm <sup>2</sup> 0.75mm <sup>2</sup>	16 3	ø10.6mm	-25°C / +80°C

#### CABLE LENGTH

1Z : 1m    A : +10cm  
 2Z : 2m    B : +20cm  
 3Z : 3m    C : +30cm  
 ...  
 I : +90cm

EXAMPLE: "...1C" = 1.3m  
 "...1F" = 1.6m  
 "...2A" = 2.1m

#### SERIES

- : FREE CABLE.  
**A:** M12 MALE 180°.  
**B:** M12 MALE 90°.  
**C:** M12 FEMALE 180°.  
**D:** M12 FEMALE 90°.  
**E:** M8 MALE 180°.  
**F:** M8 MALE 90°.  
**G:** M8 FEMALE 180°.  
**H:** M8 FEMALE 90°.  
**I:** M8 FEMALE 180° TOTALLY SHIELDED  
**J:** M12 MALE 180° LED PNP.  
**K:** M12 MALE 90° LED PNP  
**L:** M8 MALE 180° TOTALLY SHIELDED  
**M:** 7/8" MALE 180°.  
**N:** 7/8" FEMALE 180°.  
**O:** M12 FEMALE 180° LED PNP.  
**P:** M12 FEMALE 90° LED PNP.  
**Q:** M12 MALE 180° LED NPN.  
**R:** M12 MALE 90° LED NPN.  
**S:** M12 FEMALE 180° LED NPN.  
**T:** M12 FEMALE 90° led NPN.  
**U:** M8 MALE 180° LED PNP.  
**V:** M8 MALE 90° LED PNP.  
**W:** M8 FEMALE 180° LED PNP.  
**X:** M8 FEMALE 90° LED PNP.  
**Y:** M8 MALE 180° LED NPN.  
**Z:** M8 MALE 90° LED NPN.  
**0:** M12 MALE 90° TOTALLY SHIELDED.  
**1:** DEUTSCH MALE 180°.  
**2:** DEUTSCH FEMALE 180°.  
**3:** DEUTSCH MALE 180° LED+DIODE.  
**4:** DEUTSCH FEMALE 180° LED+DIODE.  
**5:** DEUTSCH MALE 180° LED+TRANSIENT.  
**6:** DEUTSCH FEMALE 180° LED+TRANSIENT.  
**7:** M12 MALE 180° TOTALLY SHIELDED.  
**8:** M12 FEMALE 180° TOTALLY SHIELDED.  
**9:** M12 FEMALE 90° TOTALLY SHIELDED.

#### NUMBERS OF POLES

3 : 3POLES. 4 : 4POLES. 8 : 8POLES. 12 : 12POLES.

#### CABLE LENGTH SPLITTER-CONNECTORS

NO DIGIT: 200mm. 350: 350mm. ... 1000: 1000mm. ETC.

#### SOME VARIABLES

Y : WITHOUT H.T.P.LOGO. ##: CUSTOMIZED VARIABLES.

### GENERAL FEATURES:

**Conductor cross section :**  
0.34(22AWG) ... 1.50mm<sup>2</sup>(16AWG).

**Fixing system :**  
Central fixing screw.

**Max. screw torque IEC60947-1**  
(Central fixing screw) :  
CG1series: Max. 0.5 N \* m.

**Type of terminations :**  
To solder.

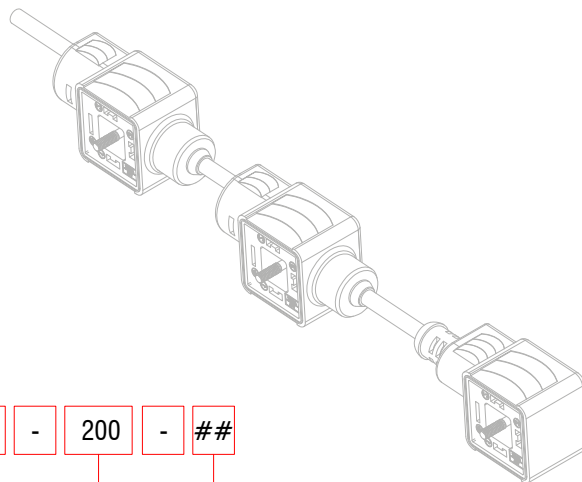
**Contact material and treatment :**  
Brass + Silver plated.

**Housing material :**  
Polypropylene.

**Internal core material :**  
PA66-V2.

**Protection class :**  
IP67

**Operating temperature :**  
-40°C +90°C with NBR gasket.  
-40°C +125°C with Silicone gasket.



CGD N 2 2 00 0 C B1 2 - 200 - ##

#### SERIES/EXITS

CGD: N°2 EN175301-803 connector form A (18mm).  
CG13: N°3 EN175301-803 connector form A (18mm).  
CG14: N°4 EN175301-803 connector form A (18mm).  
...  
CG16: N°6 EN175301-803 connector form A (18mm.)

#### COLOUR

N : BLACK (STANDARD).

#### DIN IN LINE

#### POLES No.

2 : 2POLES + EARTH. 3 : 3POLES + EARTH.

#### CIRCUIT TYPE

SEE CIRCUITS PAGE.

#### VOLTAGE

0 : 250V / 300V. 1 : 24V. 2 : 115V. 3 : 230V. 4 : 12V. 5 : 48V.

#### EARTH POSITION

A : H.6. B : H.12. C : DOUBLE H.6-12. D : H.3. E : H.9. F : DOUBLE H. 3-9.

#### MANIFOLD CABLE TYPE

2 EXITS: 

B1	PVC/PVC	IEC332-1 HD5VVF	Black	0.5mm <sup>2</sup>	4	ø6mm	-20°C / +80°C
----	---------	-----------------	-------	--------------------	---	------	---------------

3 EXITS: 

B1	PVC/PVC	CEI2022HOR	Black	0.5mm <sup>2</sup>	5	ø6mm	-20°C / +80°C
----	---------	------------	-------	--------------------	---	------	---------------

4-5-6 EXITS: 

B-8	PVC/PVC	CEI2022	Black	0.34mm <sup>2</sup>	6	ø6.5mm	-20°C / +80°C
-----	---------	---------	-------	---------------------	---	--------	---------------

#### CABLE LENGTH

1 : 1m A : +10cm  
2 : 2m B : +20cm  
3 : 3m C : +30cm  
...  
I : +90cm

EXAMPLE: "...2C" = 2.3m  
"...2F" = 2.6m"  
"...2I" = 2.9m"

- NO DIGIT : DUAL DIN WITH M12 EXIT MALE CONNECTOR 3P. (WITHOUT MANIFOLD CABLE).

#### CABLE LENGTH CONNECTOR-CONNECTOR

200: 200mm (STANDARD) 350: 350mm ... 1000: 1000mm ETC.

#### SOME VARIABLES

L : PROFILED GASKET. SS : STAINLESS STEEL SCREW. Y : WITHOUT H.T.P.LOGO.  
M12 : DUAL DIN WITH M12 EXIT MALE CONNECTOR 3P. (WITHOUT MANIFOLD CABLE).  
## : CUSTOMIZED VARIABLES.

## SPECIAL CONNECTORS

### Valve chain connectors - General features and codification scheme

#### • GENERAL FEATURES:

**Conductor cross section :**  
0.34(22AWG) ... 1.50mm<sup>2</sup>(16AWG).

**Fixing system :**  
Central fixing screw.

**Max. screw torque IEC60947-1**  
(Central fixing screw) :  
CG1E-CM1E-CM2E series: Max. 0.5 N \* m.

**Type of terminations :**  
To solder.

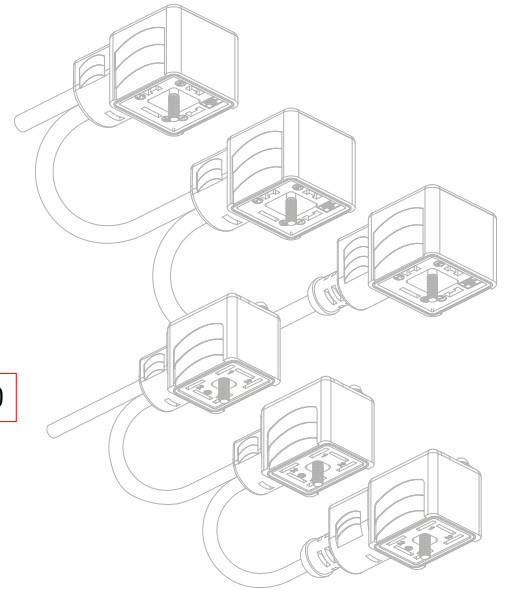
**Contact material and treatment :**  
Brass + Silver plated.

**Housing material :**  
Polypropylene.

**Internal core material :**  
PA66-V2.

**Protection class :**  
IP67.

**Operating temperature :**  
-40°C +90°C with NBR gasket.  
-40°C + 125°C with Silicone gasket.



CG1E 2 N 0 2 00 0 C B1 2 - 200

#### SERIES

CG1E : EN175301-803 form A (18mm) IN CHAIN.  
CM1E : INDUSTRIAL form B (11mm) IN CHAIN.  
CM2E : EN175301-803 form B (10mm) IN CHAIN.

#### EXITS

2 : 2 EXITS. 3 : 3 EXITS. 4 : 4 EXITS.  
5 : 5 EXITS. 6 : 6 EXITS.

#### COLOUR

N : BLACK (STANDARD).

#### CABLE EXIT

0 : MOULDED CABLE

#### POLES No.

2 : 2POLES + EARTH. 3 : 3POLES + EARTH.

#### CIRCUIT TYPE

SEE CIRCUITS PAGE.

#### VOLTAGE

0 : 250V / 300V. 1 : 24V. 2 : 115V. 3 : 230V. 4 : 12V. 5 : 48V.

#### EARTH POSITION

A : H.6. B : H.12. C : DOUBLE H.6-12. D : H.3. E : H.9. F : DOUBLE H. 3-9.

#### MANIFOLD CABLE TYPE

2 EXITS: 

B1	PVC/PVC	IEC332-1 HD5VVF	Black	0.5mm <sup>2</sup>	4	ø6mm	-20°C / +80°C
----	---------	-----------------	-------	--------------------	---	------	---------------

3 EXITS: 

B1	PVC/PVC	CEI2022IOR	Black	0.5mm <sup>2</sup>	5	ø6mm	-20°C / +80°C
----	---------	------------	-------	--------------------	---	------	---------------

4-5-6 EXITS: 

B-8	PVC/PVC	CEI2022	Black	0.34mm <sup>2</sup>	6	ø6.5mm	-20°C / +80°C
-----	---------	---------	-------	---------------------	---	--------	---------------

#### CABLE LENGTH

1 : 1m A : +10cm  
2 : 2m B : +20cm  
3 : 3m C : +30cm  
...  
I : +90cm

EXAMPLE: "...2C" = 2.3m  
"...2F" = 2.6m"  
"...2I" = 2.9m"

#### CABLE LENGTH CONNECTOR-CONNECTOR

200: 200mm (STANDARD), 350: 350mm ... 1000: 1000mm. ETC.

#### SOME VARIABLES

L : PROFILED GASKET. SS : STAINLESS STEEL SCREW. Y : WITHOUT H.T.P.LOGO. ## : CUSTOMIZED VARIABLES.

#### ● GENERAL FEATURES:

##### Conductor cross section :

**M8:** 0.25(24AWG) ... 0.5mm<sup>2</sup>(20AWG).  
**M12:** 0.25(24AWG) ... 0.75mm<sup>2</sup>(19AWG).  
**DIN:** 0.5mm<sup>2</sup>(20AWG).. 0.75mm<sup>2</sup>(19AWG).

##### M12 Y Fixing system :

M12 coupling nut.

##### Max. screw torque IEC60947-1

M8 coupling nut torque 0.2 N \* m.  
M12 coupling nut torque 0.4 N \* m.  
(Central fixing screw) :  
CG1-CM1-CM2-CP2 series: Max. 0.5 N \* m.  
CP1 series: Max. 0.4 N \* m.

##### M12 Y- Contact material and treatment :

Brass + Gold flash.

##### M12 Y - Housing material :

Polypropylene.

##### M12 Y - Internal core material :

PA66-V2.

##### M12 Y - Coupling nut material :

Brass+ Nickel plated.  
Stainless steel AISI304(upon request).

##### Protection class :

IP67.

##### Operating temperature :

-25°C +90°C.

##### Circuit type :

Parallel.  
Shunting.

A 4 B 1Z - C 3 - C 3 - C 3 - ##

##### SERIES

A: M12 circular connector male 180°.  
C: M12 circular connector female 180°.

##### NUMBERS OF POLES

3 : 3POLES. 4 : 4POLES. 8 : 8POLES. 12 : 12POLES.

##### CABLE TYPE

- : FREE CABLE  
A: PVC/PVC CEI2022 3X0.25mm<sup>2</sup> BLACK.  
B: PVC/PVC CEI2022 3X0.34mm<sup>2</sup> BLACK.  
N: PVC/PVC CEI2022 3X0.25mm<sup>2</sup> GREY RAL7032.  
L: PVC/PVC CEI2022 3X0.34mm<sup>2</sup> GREY RAL7032.  
C: PUR/PUR 3X0.25mm<sup>2</sup> BLACK.  
D: PUR/PUR 3X0.34mm<sup>2</sup> BLACK.  
01: PVC/PVC IEC332-1 H03VVF 3G0.5mm<sup>2</sup> BLACK.  
04: PVC/PVC CEI2022IIR 3G0.5mm<sup>2</sup> GREY RAL7032.  
09: PUR/PUR 3G0.75mm<sup>2</sup> BLACK.

##### CABLE LENGTH

1Z : 1m    A : +10cm  
2Z : 2m    B : +20cm  
3Z : 3m    C : +30cm  
...  
I : +90cm

EXAMPLE: "...1C" = 1.3m  
"...1E" = 1.6m  
"...2A" = 2.1m

##### SERIES

- : FREE CABLE.  
A: M12 MALE 180°.  
B: M12 MALE 90°.  
C: M12 FEMALE 180°.  
D: M12 FEMALE 90°.  
E: M8 MALE 180°.  
F: M8 MALE 90°.  
G: M8 FEMALE 180°.  
H: M8 FEMALE 90°.  
I: M8 FEMALE 180° TOTALLY SHIELDED.  
J: M12 MALE 180° LED PNP.  
K: M12 MALE 90° LED PNP.  
L: M8 MALE 180° TOTALLY SHIELDED.  
O: M12 FEMALE 180° LED PNP.  
P: M12 FEMALE 90° LED PNP.  
Q: M12 MALE 180° LED PNP.  
R: M12 MALE 90° LED NPN.  
S: M12 FEMALE 180° LED NPN.  
T: M12 FEMALE 90° LED NPN.  
U: M8 MALE 180° LED PNP.  
V: M8 MALE 90° LED PNP.  
W: M8 FEMALE 180° LED PNP.  
X: M8 FEMALE 90° LED PNP.  
Y: M8 MALE 180° LED NPN.  
Z: M8 MALE 90° LED NPN.  
0: MICRO INDUSTRIAL form C (9.4mm) LED+VDR.  
1: EN175301-803 form A (18mm).  
2: EN175301-803 form A (18mm) LED+VDR.  
3: INDUSTRIAL form B (11mm).  
4: INDUSTRIAL form B (11mm) LED+VDR.  
5: EN175301-803 form B (10mm).  
6: EN175301-803 form B (10mm) LED+VDR.  
7: EN175301-803 form C (8mm).  
8: EN175301-803 form C (8mm) LED+VDR.  
9: MICRO INDUSTRIAL form C (9.4mm).

##### NUMBERS OF POLES (M8-M12)

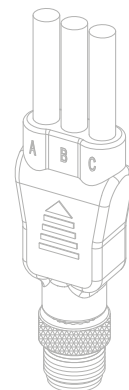
3 : 3POLES. 4 : 4POLES. 8 : 8POLES. 12 : 12POLES.

##### RATED VOLTAGE (DIN conn.)

A : 24V. B : 115V. C : 230V. D : 12V. E : 48V.


##### SOME VARIABLES

Y : WITHOUT H.T.P.LOGO. ## : CUSTOMIZED VARIABLES.



# SPECIAL CONNECTORS

Customized products

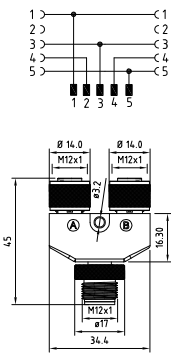
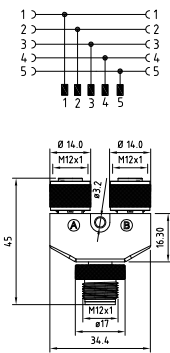
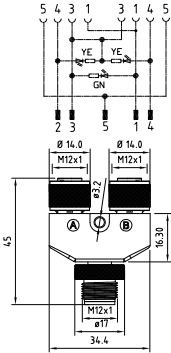
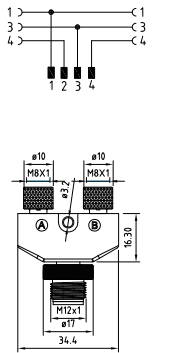


WE CAN PRODUCE CUSTOMIZED PRODUCTS IN CONFORMITY WITH CUSTOMER'S REQUIREMENTS; MULTIPLE CONNECTORS CAN BE RANGE FROM 2 UP TO 16 CONNECTORS.



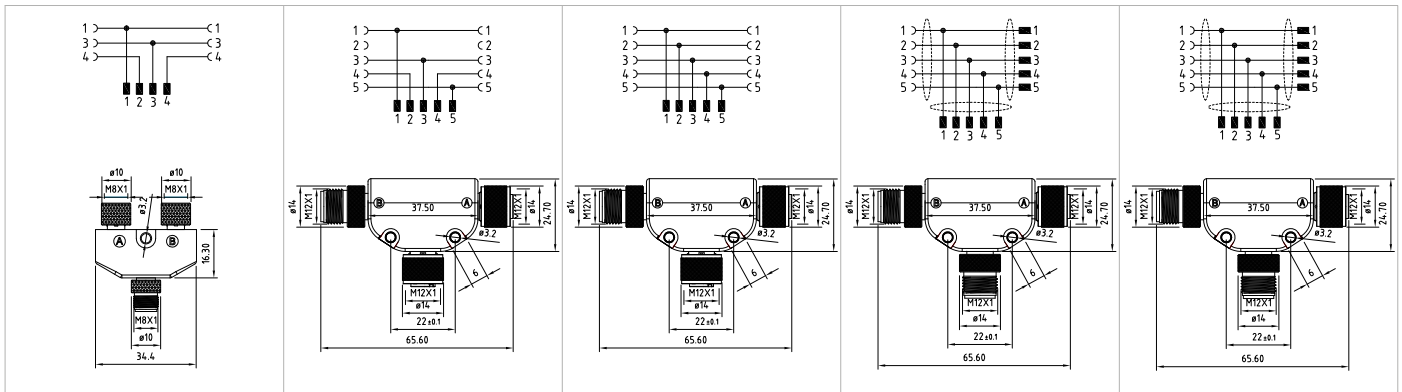




Technical drawing					
<b>Product description</b>					
Connector type	Y splitter connector		Y splitter connector	Y splitter connector	Y splitter connector
Conforms to	-		-	-	-
Construction type	M12 A -Coding		M12 A -Coding	M12 A -Coding	M12 A -Coding / M8 A-coding
Part number	<b>12T34000</b>		<b>12T35000</b>	<b>12T45000</b>	<b>12T308F</b>
Description	M12 Y splitter connector with SHUNTING circuit		M12 Y splitter connector with PARALLEL circuit	M12 Y splitter connector with 3 LED, PNP circuit	M12 Y splitter connector with N.2 M8 conn. with SHUNTING circuit
Contacts type	Side A	M12 Female	M12 Female	M12 Female	M8 Female
	Side B	M12 Female	M12 Female	M12 Female	M8 Female
	INPUT side	M12 Male	M12 Male	M12 Male	M12 Male
Number of contacts	Side A	4poles	5poles	4poles	3poles
	Side B	4poles	5poles	4poles	3poles
	INPUT side	5poles	5poles	5poles	4poles
Housing colour	Black		Black	Transparent	Black
<b>Technical data</b>					
Housing material	Polypropylene		Polypropylene	Polypropylene	Polypropylene
Contacts material	Brass + Gold flash		Brass + Gold flash	Brass + Gold flash	Brass + Gold flash
Coupling nut type	Knurl round		Knurl round	Knurl round	Knurl round
Coupling nut material	Brass + Nickel plated		Brass + Nickel plated	Brass + Nickel plated	Brass + Nickel plated
Internal core material	PA66-V2		PA66-V2	PA66-V2	PA66-V2
M12 coupling nut torque	0.4 N*m		0.4 N*m	0.4 N*m	M12: 0.4 N*m / M8: 0.2N*m
Circuit type	Shunting		Parallel	3 LED PNP	Shunting
Rated voltage	60V AC/DC		60V AC/DC	24V AC/DC	60V AC/DC
Rated current	4A		4A	4A	3A
O-ring material	NBR		NBR	NBR	NBR
Fixing type	no. 1 fixing hole		no. 1 fixing hole	no. 1 fixing hole	no. 1 fixing hole
Fixing hole diameter	ø 3.20mm		ø 3.20mm	ø 3.20mm	ø 3.20mm
<b>Packaging</b>					
Qty/Bag	1 pc / bag		1 pc / bag	1 pc / bag	1 pc / bag
<b>Other accessories options</b>					
See accessories section					
<b>Notes:</b>					

# SPECIAL CONNECTORS

## M8-M12 Y SPLITTER connectors



### Product description

Y splitter connector	TT splitter connector	TT splitter connector	TT splitter connector	TT splitter connector
-	-	-	-	-
M8 A -Coding / M8 A-coding	M12 A -Coding	M12 A -Coding	M12 A -Coding	M12 B -Coding
<b>08T34000</b>	<b>12TT34000</b>	<b>12TT35000</b>	<b>12TTJ35000-360</b>	<b>B-12TTJ35000-360</b>
M8 Y splitter connector with SHUNTING circuit	M12 TT splitter connector with SHUNTING circuit	M12 TT splitter connector with PARALLEL circuit	M12 TT splitter connector TOTALLY SHIELDED with PARALLEL circuit.	M12 TT splitter connector TOTALLY SHIELDED with PARALLEL circuit.
M8 Female	M12 Female	M12 Female	M12 Male	M12 Male
M8 Female	M12 Male	M12 Male	M12 Female	M12 Female
M8 Male	M12 Female	M12 Female	M12 Male	M12 Male
3poles	4poles	5poles	5poles	5poles
3poles	4poles	5poles	5poles	5poles
4poles	5poles	5poles	5poles	5poles
Black	Black	Black	Black	Black

### Technical data

Polypropylene	Polypropylene	Polypropylene	Polypropylene	Polypropylene
Brass + Gold flash	Brass + Gold flash	Brass + Gold flash	Brass + Gold flash	Brass + Gold flash
Knurl round	Knurl round	Knurl round	Knurl round	Knurl round
Brass + Nickel plated	Brass + Nickel plated	Brass + Nickel plated	Brass + Nickel plated	Brass + Nickel plated
PA66-V2	PA66-V2	PA66-V2	PA66-V2	PA66-V2
0.2 N*m	0.4 N*m	0.4 N*m	0.4 N*m	0.4 N*m
Shunting	Shunting	Parallel	Parallel	Parallel
60V AC/DC	60V AC/DC	60V AC/DC	60V AC/DC	60V AC/DC
4A	4A	4A	4A	4A
NBR	NBR	NBR	NBR	NBR
no. 2 fixing holes	no. 2 fixing holes	no. 2 fixing holes	no. 2 fixing holes	no. 2 fixing holes
ø 3.20mm	ø 3.20mm	ø 3.20mm	ø 3.20mm	ø 3.20mm

### Packaging

	1 pc / bag	1 pc / bag	1 pc / bag	1 pc / bag
--	------------	------------	------------	------------

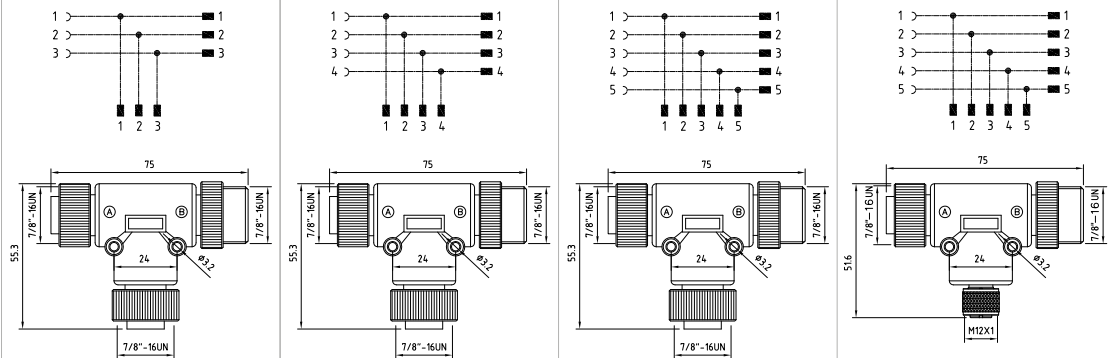
### Other accessories options

See accessories section

### Notes:



**Technical drawing**



**Product description**

Connector type	T splitter connector	T splitter connector	T splitter connector	T splitter connector	
Conforms to	-	-	-	-	
Construction type	7/8"-16 UN	7/8"-16 UN	7/8"-16 UN	7/8"-16 UN	
Part number	<b>78T73000</b>	<b>78T74000</b>	<b>78T75000</b>	<b>78T76000</b>	
Description	T splitter connector 7/8"-16 UN with PARALLEL circuit	T splitter connector 7/8"-16 UN with PARALLEL circuit	T splitter connector 7/8"-16 UN with PARALLEL circuit	T splitter connector 7/8"-16 UN with M12, PARALLEL circuit	
Contacts type	Side A	7/8" Female	7/8" Female	7/8" Female	
	Side B	7/8" Male	7/8" Male	7/8" Male	
	INPUT side	7/8" Female	7/8" Female	7/8" Female	M12 Female
Number of contacts	Side A	3poles	4poles	5poles	5poles
	Side B	3poles	4poles	5poles	5poles
	INPUT side	3poles	4poles	5poles	5poles
Housing colour	Black	Black	Black	Black	

**Technical data**

Housing material	Polypropylene	Polypropylene	Polypropylene	Polypropylene
Contacts material	Brass + Gold flash	Brass + Gold flash	Brass + Gold flash	Brass + Gold flash
Coupling nut type	Knurl round	Knurl round	Knurl round	Knurl round
Coupling nut material	Brass + Nickel plated	Brass + Nickel plated	Brass + Nickel plated	Brass + Nickel plated
Internal core material	PVC	PVC	PVC	7/8": PVC ; M12: PA66-V2
7/8" coupling nut torque	0.8 N*m	0.8 N*m	0.8 N*m	7/8": 0.8 N*m ; M12: 0.4n*m
Circuit type	Parallel	Parallel	Parallel	Parallel
Rated voltage	250V AC / DC	250V AC / DC	250V AC / DC	30V AC / 36V DC
Rated current	12A	9A	9A	4A
O-ring material	-	-	-	NBR
Fixing type	no. 2 fixing holes	no. 2 fixing holes	no. 2 fixing holes	no. 2 fixing holes
Fixing hole diameter	ø 3.20mm	ø 3.20mm	ø 3.20mm	ø 3.20mm

**Packaging**

Qty/Bag	1 pc / bag	1 pc / bag	1 pc / bag	1 pc / bag
---------	------------	------------	------------	------------

**Other accessories options**

See accessories section

**Notes:**

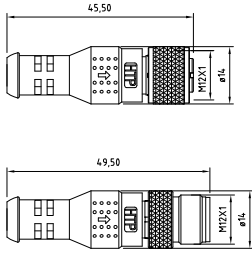
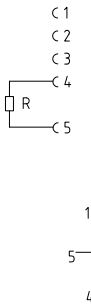
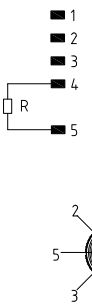
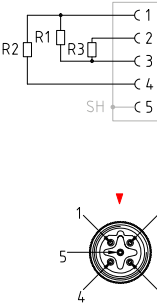
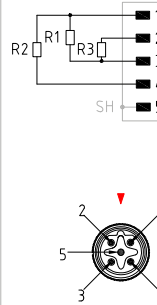
# SPECIAL CONNECTORS

## M8-M12 Adapter connectors



Technical drawing					
<b>Product description</b>					
Connector type		Adapter connector	Adapter connector	Adapter connector	Adapter connector
Conforms to		-	-	-	-
Construction type		M12 A -Coding	M12 A -Coding	M12 A -Coding	M12 A -Coding
Part number		<b>08FD3-12MD3</b>	<b>08FD4-12MD4</b>	<b>12FD5-12FD5</b>	<b>12MD5-12MD5</b>
Description		M8-M12 Adapter connector Female-Male	M8-M12 Adapter connector Female-Male	M12-M12 Adapter connector Female-Female	M12-M12 Adapter connector Male-Male
Contacts type	Side A	M8 Female	M8 Female	M12 Female	M12 Male
	Side B	M12 Male	M12 Male	M12 Female	M12 Male
Number of contacts	Side A	3poles	4poles	5poles	5poles
	Side B	3poles	4poles	5poles	5poles
Housing colour		Black	Black	Black	Black
<b>Technical data</b>					
Housing material		Polypropylene	Polypropylene	Polypropylene	Polypropylene
Contacts material		Brass + Gold flash	Brass + Gold flash	Brass + Gold flash	Brass + Gold flash
Coupling nut type		Knurl round	Knurl round	Knurl round	Knurl round
Coupling nut material		Brass + Nickel plated	Brass + Nickel plated	Brass + Nickel plated	Brass + Nickel plated
Internal core material		PA66-V2	PA66-V2	PA66-V2	PA66-V2
Coupling nut torque		M12: 0.4 N*m M8: 0.2 N*m	M12: 0.4 N*m M8: 0.2 N*m	0.4 N*m	0.4 N*m
Circuit type		Parallel	Parallel	Parallel	Parallel
Rated voltage		50V AC/60V DC	50V AC/60V DC	60V AC/DC	60V AC/DC
Rated current		3A	3A	4A	4A
O-ring material		NBR	NBR	NBR	NBR
Fixing type		no. 2 fixing holes	no. 2 fixing holes	no. 2 fixing holes	no. 2 fixing holes
Fixing hole diameter		ø 3.20mm	ø 3.20mm	ø 3.20mm	ø 3.20mm
<b>Packaging</b>					
Qty/Bag		1pc/Bag	1pc/Bag	1pc/Bag	1pc/Bag
<b>Other accessories options</b>					
See accessories section					
<b>Notes:</b>					



Technical drawing				
				

Product description				
Connector type	Circular terminator connector	Circular terminator connector	Circular terminator connector	Circular terminator connector
Conforms to	IEC 61076-2-101	IEC 61076-2-101	IEC 61076-2-101	IEC 61076-2-101
Construction type	M12 A -Coding	M12 A -Coding	M12 B -Coding	M12 B -Coding
Description	Terminator circular connector M12 series	Terminator circular connector M12 series	Terminator circular connector M12 series	Terminator circular connector M12 series
Part number	<b>12FD5000-TERM</b>	<b>12MD5000-TERM</b>	<b>B-12FJ5000-TERM</b>	<b>B-12MJ5000-TERM</b>
Housing type	Straight 180°	Straight 180°	Straight 180°	Straight 180°
Cable gland	-	-	-	-
Contacts type	Female	Male	Female	Male
Number of contacts	5poles	5poles	5poles	5poles
Housing colour	Black	Black	Black	Black

Technical data				
Type of termination	Contacts to crimp wires	Contacts to crimp wires	Contacts to crimp wires	Contacts to crimp wires
Contacts material	Brass + Gold flash	Brass + Gold flash	Brass + Gold flash	Brass + Gold flash
Coupling nut type	Knurl round	Knurl round	Knurl round	Knurl round
M12 coupling nut material	Brass + Nickel plated	Brass + Nickel plated	Brass + Nickel plated	Brass + Nickel plated
M12 coupling nut torque	0.4 N*m	0.4 N*m	0.4 N*m	0.4 N*m
Rated voltage	60V AC/DC	60V AC/DC	60V AC/DC	60V AC/DC
Rated current	4A	4A	4A	4A
Resistance value	120Ω	120Ω	R1: 220Ω R2: 330Ω R3: 330Ω	R1: 220Ω R2: 330Ω R3: 330Ω
O-ring material	NBR	-	NBR	-

Packaging				
Qty/Bag	100 pcs / bag	100 pcs / bag	100 pcs / bag	100 pcs / bag

Other accessories options				
See accessories section				

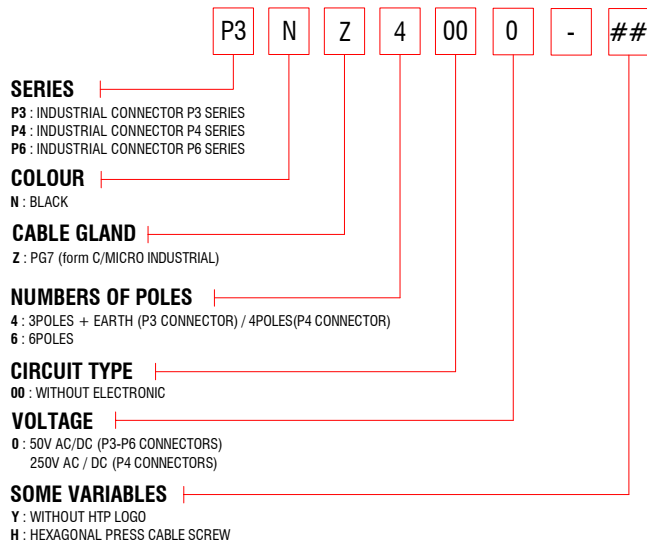
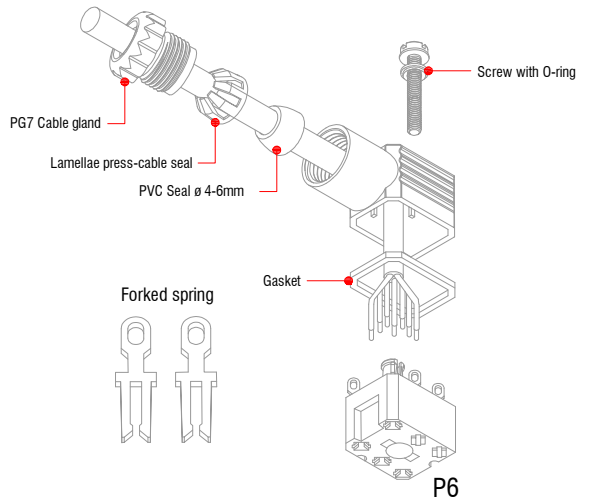
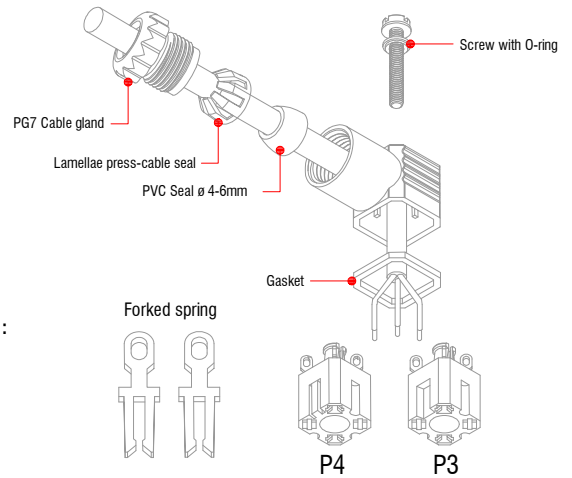
Notes:				



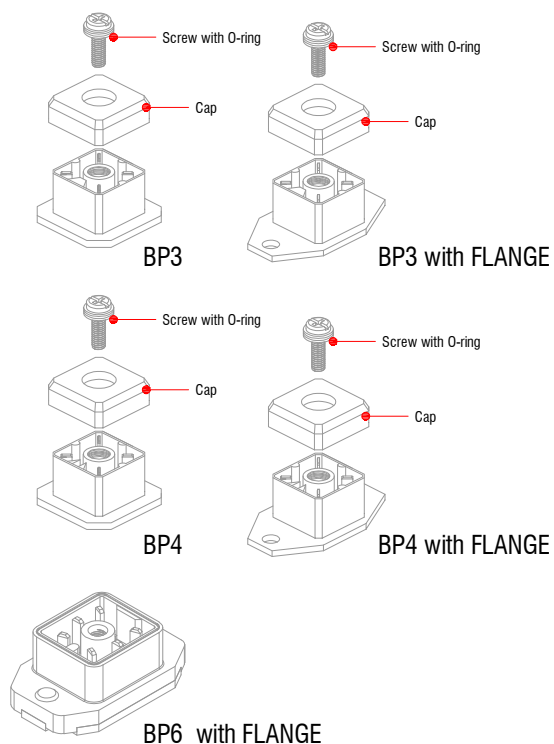
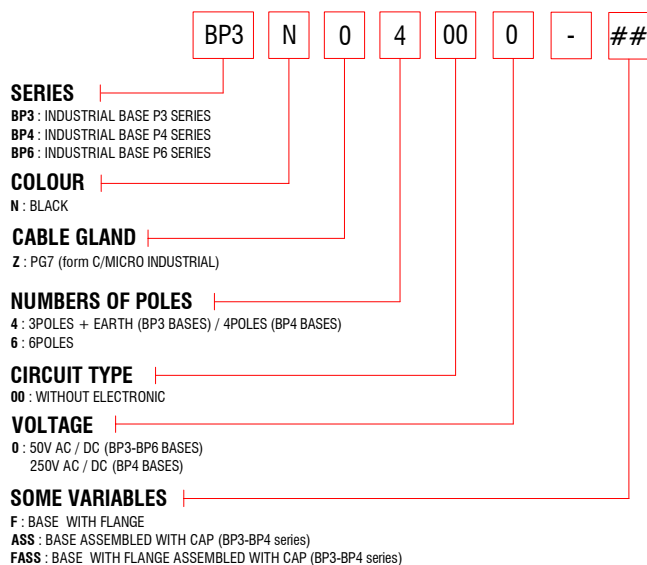
**INDUSTRIAL CONNECTORS**

### ● GENERAL FEATURES FIELD ATTACHABLE CONNECTORS:

<b>Cable Gland :</b> PG7 : $\varnothing$ CABLE 4 - 6mm	<b>Type of terminations :</b> Solder wires.	<b>Internal core material :</b> PA66 UL94-V2
<b>Conductor cross section :</b> 0.14(26AWG)...0.50mm <sup>2</sup> (20AWG).	<b>Contact material and treatment :</b> Brass + tin plated.	<b>Operating temperature :</b> -40°C +90°C
<b>Max. screw torque IEC60947-1</b> (Central fixing screw) : Max. 0.5 N * m.	<b>Housing material :</b> PA66 UL94-V2	<b>Protection class :</b> IP 65 (assembled).



### ● GENERAL FEATURES BASIS:



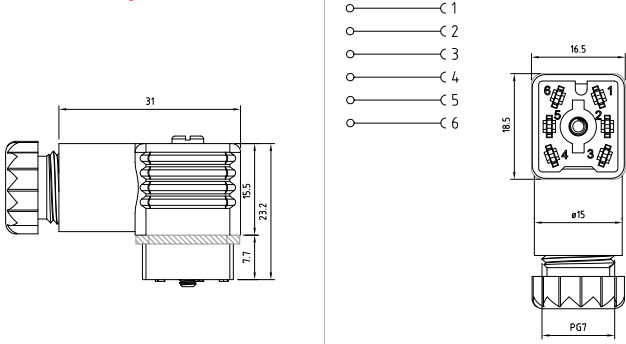
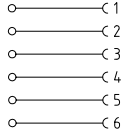
# INDUSTRIAL CONNECTORS

IEC 61984 connectors - Field attachable connectors




<b>Technical drawing</b>			
<b>Product description</b>			
Connector type	Industrial connectors	Industrial connectors	Accessories
Conforms to	IEC 61984	IEC 61984	-
Construction type	-	-	-
Part number	<b>P3NZ4000</b>	<b>P4NZ4000</b>	<b>BP3NZ4000-CAP</b>
Description	Industrial connector 16X16mm P3 series complete with gasket and fixing screw. Connector without electronic.	Industrial connector 16X16mm P4 series complete with gasket and fixing screw. Connector without electronic.	Cap for basis BP3 and BP4 series complete with central fixing screw.
Number of contacts	4poles	3poles + P.E.	
Housing colour	Black	Black	Black
Height housing	15mm	15mm	
Cable gland	PG7	PG7	
Gasket type	NBR gasket	NBR gasket	NBR gasket
<b>Technical data</b>			
Type of termination	Solder contacts	Solder contacts	
Contact screw torque	-	-	
Rated voltage	50V AC/DC	250V AC/DC	
Rated current	6A	6A	
Circuit type	Without electronic	Without electronic	
Led colour	-	-	
Suitable cable	Ø cable 4-6mm	Ø cable 4-6mm	
Central fixing screw	M3 L=23mm	M3 L=23mm	
Central fixing screw material	Stainless steel AISI304	Stainless steel AISI304	Stainless steel AISI304
Central screw torque	0.5 N*m	0.5 N*m	
<b>Packaging</b>			
Qty/Box	50pcs / bag	50pcs / bag	50pcs / bag
<b>Other accessories options</b>			
See accessories section			
<b>Notes:</b>			
			CAP suitable for BP3/BP4 connectors.



<b>Technical drawing</b>			
			
<b>Product description</b>			
Connector type	Industrial connectors		
Conforms to	IEC 61984		
Construction type	-		
Part number	<b>P6NZ6000</b>		
Description	Industrial connector 18.5X16.5mm P6 series complete with gasket and fixing screw. Connector without electronic.		
Number of contacts	6poles		
Housing colour	Black		
Height housing	15.5mm		
Cable gland	PG7		
Gasket type	NBR gasket		
<b>Technical data</b>			
Type of termination	Solder contacts		
Contact screw torque	-		
Rated voltage	50V AC/DC		
Rated current	6A		
Circuit type	Without electronic		
Led colour	-		
Suitable cable	∅ cable 4-6mm		
Central fixing screw	M3 L=23mm		
Central fixing screw material	Stainless steel AISI304		
Central screw torque	0.5 N*m		
<b>Packaging</b>			
Qty/Box	50pcs / bag		
<b>Other accessories options</b>			
See accessories section			
<b>Notes:</b>			

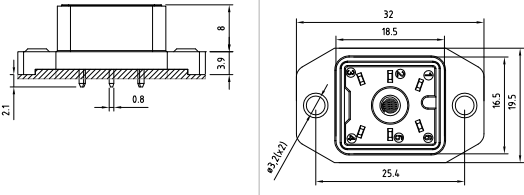
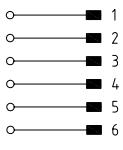
# INDUSTRIAL CONNECTORS

IEC 61984 connectors - Field attachable connectors



<b>Technical drawing</b>				
<b>Product description</b>				
Connector type	Industrial base	Industrial base	Industrial base	Industrial base
Conforms to	IEC 61984	IEC 61984	IEC 61984	IEC 61984
Construction type	-	-	-	-
Part number	<b>BP3N04000</b>	<b>BP3N04000-F</b>	<b>BP4N04000</b>	<b>BP4N04000-F</b>
Description	Industrial base 16X16mm BP3 series complete with flat gasket.	Industrial base 16X16mm BP3 series with flange, complete with flat gasket.	Industrial base 16X16mm BP4 series complete with flat gasket.	Industrial base 16X16mm BP4 series with flange, complete with flat gasket.
Number of contacts	4poles	4poles	3poles + P.E.	3poles + P.E.
Base colour	Black	Black	Black	Black
Gasket type	-	Flat NBR gasket	-	Flat NBR gasket
<b>Technical data</b>				
Type of termination	Contacts to solder PCB	Contacts to solder PCB	Contacts to solder PCB	Contacts to solder PCB
Rated voltage	50V AC/DC	50V AC/DC	250V AC/DC	250V AC/DC
Rated current	6A	6A	6A	6A
Number of fixing holes	-	N°2	-	N°2
Diameter of fixing holes	-	ø3.2mm	-	ø3.2mm
Fixing holes distance	-	23mm	-	23mm
Central nut type	Closed	Closed	Closed	Closed
<b>Packaging</b>				
Qty/Box	400pcs / box	300pcs / box	400pcs / box	300pcs / box
<b>Other accessories options</b>				
See accessories section				
<b>Notes:</b>				
	<b>BP3N04000-ASS:</b> Base assembled with cup.	<b>BP3N04000-FASS:</b> Base assembled with cup.	<b>BP4N04000-ASS:</b> Base assembled with cup.	<b>BP3N04000-FASS:</b> Base assembled with cup.



<b>Technical drawing</b>				
				
<b>Product description</b>				
Connector type	Industrial base			
Conforms to	IEC 61984			
Construction type	-			
Part number	<b>BP6N06000-F</b>			
Description	Industrial base 18.5X16.5mm BP3 series with flange, complete with flat gasket.			
Number of contacts	6poles			
Base colour	Black			
Gasket type	Flat NBR gasket			
<b>Technical data</b>				
Type of termination	Contacts to solder PCB			
Rated voltage	50V AC/DC			
Rated current	6A			
Number of fixing holes	N°2			
Diameter of fixing holes	ø3.2mm			
Fixing holes distance	25.4mm			
Central nut type	Closed			
<b>Packaging</b>				
Qty/Box	200pcs / box			
<b>Other accessories options</b>				
See accessories section				
<b>Notes:</b>				

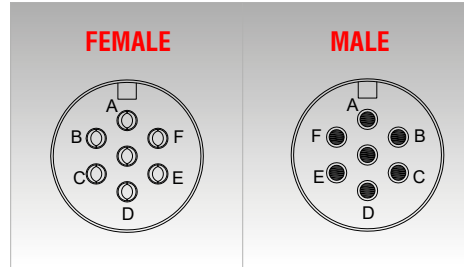
# INDUSTRIAL CONNECTORS

EN175000 (interchangeable with MIL-C-5015) -  
Field attachable connectors



## • GENERAL FEATURES FIELD ATTACHABLE CONNECTORS/ TO PANEL:

The technical data of the circular connectors series 15 is in conformity with EN175000.  
Specific features of these connectors are solid construction and easy handling.  
This series of connector is interchangeable with MIL-C-5015, shell size 14S connectors.  
Mains fields of application are proportional valves and measurement, test and control.



**Cable Gland :**  
PG11 :  $\varnothing$  cable 6-10mm (field attachable).

**Housing material :**  
PA66 UL94-V2 (field attachable).  
Brass + Nickel plated (to panel).

**Operating temperature :**  
-40°C +90°C.

**Conductor cross section :**  
0.5mm<sup>2</sup>(20AWG)...1.5mm<sup>2</sup>(16AWG).

**Coupling nut material:**  
Brass + Nickel plated.

**Rated voltage:**  
~ 60V / ~ 75V.

**Type of terminations :**  
Solder wires.

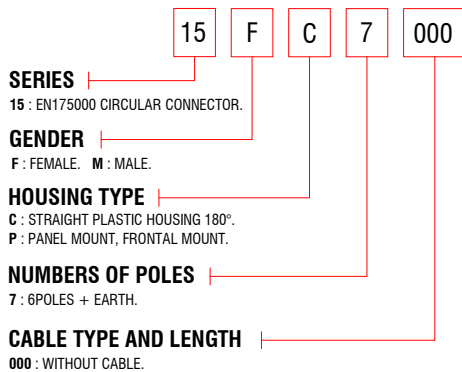
**Internal core material :**  
PA66 UL94-V2.

**Rated insulation voltage:**  
~ 150V.

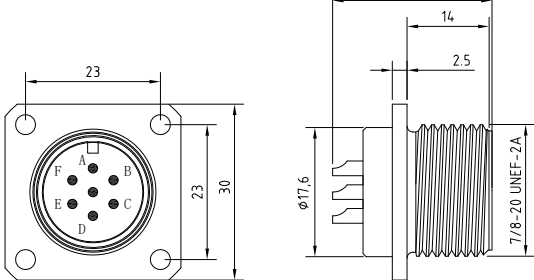
**Contact material and treatment :**  
Brass + gold flash.

**Protection class :**  
IP65 (assembled).

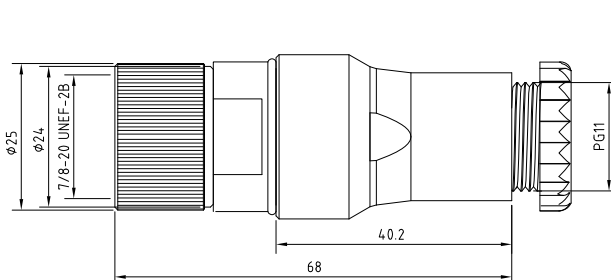
**Nominal current :**  
6A (0.5mm<sup>2</sup>).  
9A (1.5mm<sup>2</sup>).



## • 15MP7000



## • 15FC7000







## INDUSTRIAL LIGHTING



**IP 67**

Code	Material	Lighting Length	Rated Voltage	Rated Power	Luminous flux	Lighting colour	Protection class IP	Temperature range °C	No. of FIXING CLIPS
<b>LED-T0250-12MD</b>	Polycarbonate	0.25m	24V DC	3,9 W	550 Lm	6000K Pure White	IP67	-25°C / +60°C	No.2
<b>LED-T0500-12MD</b>	Polycarbonate	0.5m	24V DC	7,7 W	1100 Lm	6000K Pure White	IP67	-25°C / +60°C	No.2
<b>LED-T1000-12MD</b>	Polycarbonate	1m	24V DC	15,4 W	2200 Lm	6000K Pure White	IP67	-25°C / +60°C	No.2
<b>LED-T2000-12MD</b>	Polycarbonate	2m	24V DC	30,7 W	4400 Lm	6000K Pure White	IP67	-25°C / +60°C	No.2



**IP 67**

Code	Material	Lighting Length	Rated Voltage	Rated Power	Luminous flux	Lighting colour	Protection class IP	Temperature range °C	No. of FIXING CLIPS
<b>LED-12FD-T0250-12MD</b>	Polycarbonate	0.25m	24V DC	3,9 W	550 Lm	6000K Pure White	IP67	-25°C / +60°C	No.2
<b>LED-12FD-T0500-12MD</b>	Polycarbonate	0.5m	24V DC	7,7 W	1100 Lm	6000K Pure White	IP67	-25°C / +60°C	No.2
<b>LED-12FD-T1000-12MD</b>	Polycarbonate	1m	24V DC	15,4 W	2200 Lm	6000K Pure White	IP67	-25°C / +60°C	No.2
<b>LED-12FD-T2000-12MD</b>	Polycarbonate	2m	24V DC	30,7 W	4400 Lm	6000K Pure White	IP67	-25°C / +60°C	No.2



**IP 54**


Code	Material	Lighting Length	Rated Voltage	Rated Power	Luminous flux	Lighting colour	Protection class IP	Temperature range °C	No. of FIXING CLIPS
<b>LED-P0250-12MD</b>	Polycarbonate	0.25m	24V DC	3,9 W	450 Lm	4500K Pure White	IP54	-25°C / +60°C	No.2
<b>LED-P0500-12MD</b>	Polycarbonate	0.5m	24V DC	7,7 W	900 Lm	4500K Pure White	IP54	-25°C / +60°C	No.3
<b>LED-P1000-12MD</b>	Polycarbonate	1m	24V DC	15,4 W	1800 Lm	4500K Pure White	IP54	-25°C / +60°C	No.4
<b>LED-P2000-12MD</b>	Polycarbonate	2m	24V DC	30,7 W	3600 Lm	4500K Pure White	IP54	-25°C / +60°C	No.6

**INDUSTRIAL LIGHTING**  
IP67 / IP54 LED LIGHT TUBE



**IP 54**

Code	Material	Lighting Length	Rated Voltage	Rated Power	Luminous flux	Lighting colour	Protection class IP	Temperature range °C	No. of FIXING CLIPS
<b>LED-12FD-P0250-12MD</b>	Polycarbonate	0.25m	24V DC	3,9 W	450 Lm	4500K Pure White	IP54	-25°C / +60°C	No.2
<b>LED-12FD-P0500-12MD</b>	Polycarbonate	0.5m	24V DC	7,7 W	900 Lm	4500K Pure White	IP54	-25°C / +60°C	No.3
<b>LED-12FD-P1000-12MD</b>	Polycarbonate	1m	24V DC	15,4 W	1800 Lm	4500K Pure White	IP54	-25°C / +60°C	No.4
<b>LED-12FD-P2000-12MD</b>	Polycarbonate	2m	24V DC	30,7 W	3600 Lm	4500K Pure White	IP54	-25°C / +60°C	No.6



**IP 67**

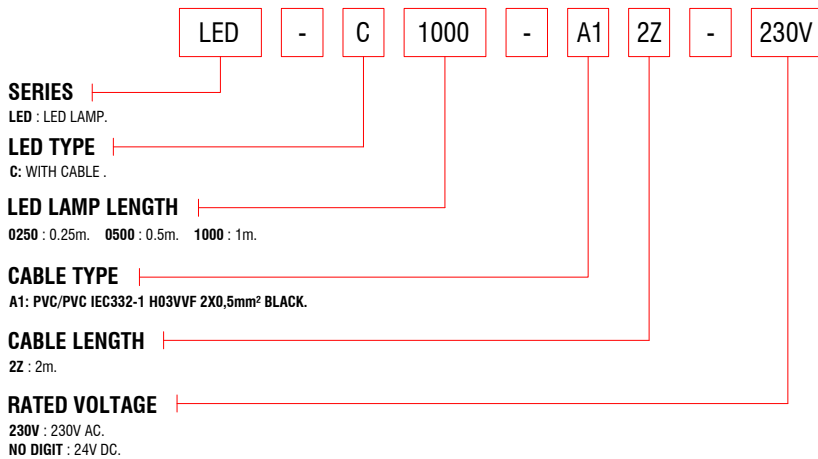
Code	Material	Lighting Length	Rated Voltage	Rated Power	Luminous flux	Lighting colour	Protection class IP	Temperature range °C	No. of FIXING CLIPS
<b>LED-G0250-12MD</b>	Borosilicate Glass	0.25m	24V DC	3,9 W	450 Lm	4500K Pure White	IP67	-25°C / +60°C	No.2
<b>LED-G0500-12MD</b>	Borosilicate Glass	0.5m	24V DC	7,7 W	900 Lm	4500K Pure White	IP67	-25°C / +60°C	No.3
<b>LED-G1000-12MD</b>	Borosilicate Glass	1m	24V DC	15,4 W	1800 Lm	4500K Pure White	IP67	-25°C / +60°C	No.4
<b>LED-G2000-12MD</b>	Borosilicate Glass	2m	24V DC	30,7 W	3600 Lm	4500K Pure White	IP67	-25°C / +60°C	No.6



**IP 67**

Code	Material	Lighting Length	Rated Voltage	Rated Power	Luminous flux	Lighting colour	Protection class IP	Temperature range °C	No. of FIXING CLIPS
<b>LED-12FD-G0250-12MD</b>	Borosilicate Glass	0.25m	24V DC	3,9 W	450 Lm	4500K Pure White	IP67	-25°C / +60°C	No.2
<b>LED-12FD-G0500-12MD</b>	Borosilicate Glass	0.5m	24V DC	7,7 W	900 Lm	4500K Pure White	IP67	-25°C / +60°C	No.3
<b>LED-12FD-G1000-12MD</b>	Borosilicate Glass	1m	24V DC	15,4 W	1800 Lm	4500K Pure White	IP67	-25°C / +60°C	No.4
<b>LED-12FD-G2000-12MD</b>	Borosilicate Glass	2m	24V DC	30,7 W	3600 Lm	4500K Pure White	IP67	-25°C / +60°C	No.6

• **LED LIGHT TUBE WITH CABLE:**



**IP 40**

Code	Material	Lighting Length	Rated Voltage	Rated Power	Luminous flux	Lighting colour	Temperature range °C	No. of FIXING CLIPS	Cable type	Cable length
<b>LED-C0250-A12Z</b>	Polycarbonate	0.25m	24V DC	3,9 W	450 Lm	4500K Pure White	-25°C / +60°C	No.2	PVC IEC332-1 H05VVF BLACK	2m
<b>LED-C0500-A12Z</b>	Polycarbonate	0.5m	24V DC	7,7 W	900 Lm	4500K Pure White	-25°C / +60°C	No.3	PVC IEC332-1 H05VVF BLACK	2m
<b>LED-C1000-A12Z</b>	Polycarbonate	1m	24V DC	15,4 W	1800 Lm	4500K Pure White	-25°C / +60°C	No.4	PVC IEC332-1 H05VVF BLACK	2m
<b>LED-C2000-A12Z</b>	Polycarbonate	2m	24V DC	15,4 W	1800 Lm	4500K Pure White	-25°C / +60°C	No.6	PVC IEC332-1 H05VVF BLACK	2m



**IP 40**

Code	Material	Lighting Length	Rated Voltage	Rated Power	Lighting colour	Temperature range °C	No. of FIXING CLIPS	Cable type	Cable length
<b>LED-C0250-A12Z-230V</b>	Polycarbonate	0.25m	230V AC	5 W	4500K Pure White	-25°C / +60°C	No.2	PVC IEC332-1 H05VVF BLACK	2m
<b>LED-C0500-A12Z-230V</b>	Polycarbonate	0.5m	230V AC	8 W	4500K Pure White	-25°C / +60°C	No.2	PVC IEC332-1 H05VVF BLACK	2m
<b>LED-C1000-A12Z-230V</b>	Polycarbonate	1m	230V AC	16 W	4500K Pure White	-25°C / +60°C	No.2	PVC IEC332-1 H05VVF BLACK	2m

**TUBULAR LAMPS NOTE:**

1. For the 24V DC LED lights it is possible to supply tubular lamps with different lengths required by the customer; our tubular lamps are composed of 6 LED segments L ~80mm, therefore you can add or remove 6 LED segments.

2. For the 230V AC LED lamps it is possible to provide only tubular lamps with standard dimensions 250/500/1000mm

3. Upon request the LED Lights can be supplied with different types of cable and different cable lengths.

For any further information please contact us.



**• GENERAL FEATURES OF INDUSTRIAL CIRCULAR LIGHTING:**

**Lighting material :**  
 PC Windows.  
 Aluminium housing.

**Fixing system :**  
 M30x1.5 Fixing nut.

**Type of terminations :**  
 M12 Male plug.

**Max. screw torque IEC60947-1**  
 M12 coupling nut torque 0.4 N\*m

**M12 material :**  
 Coupling nut: Brass+Nickel plated.  
 Internal core: PA66.  
 Contacts: Brass + Gold flash.

**Protection class :**  
 IP 67.

**Storage temperature :**  
 -40°C +70°C  
 -20°C +50°C HUMIDITY 90%

**Rated current:**  
 12/18 V : 0.208A  
 24 V : 0.104A  
 30/36 V : 0.83A

**Operating voltage:**  
 ø 50mm : 18-30 V DC  
 ø 64mm : 18-30 V DC

**Rated Power:**  
 ø 50mm : 2.5 W  
 ø 64mm : 4.2 W


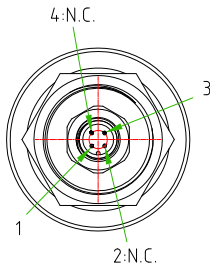
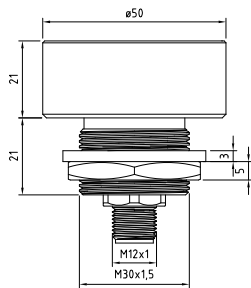
**Light colour:**  
 6000K Cool White.

**Lumens(25°C):**  
 ø 50mm : 200Lm  
 ø 64mm : 330Lm

**Life Time:**  
 After 50000 hour light decay less than 30%.

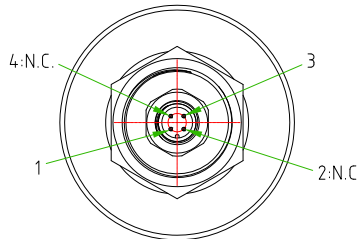
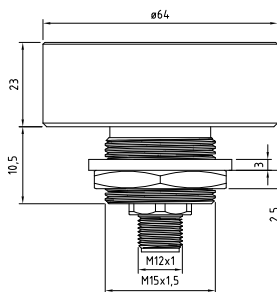
**Packaging:**  
 1piece / box.

**LED-50-12MD**



LED-50-12MD

**LED-64-12MD**



LED-64-12MD

**• ACCESSORIES:**



Code	Description	Cable length	PACKAGING
<b>LED-PS-EU-12FD</b>	Feeder EUROPEAN connection + M12 female connector	1.8m	1piece / box
<b>LED-PS-USA-12FD</b>	Feeder AMERICAN connection + M12 female connector	1.8m	1piece / box
<b>LED-PS-UL-12FD</b>	Feeder (ULappr.-only feeder)with INTERCHANGEABLE connection (EU,UK,USA,JP,CN/AU) + M12 female connector	1.7m	1piece / box





**SENSORS (MAGNETIC PROXIMITY SWITCHES)**

### ● GENERAL FEATURES:

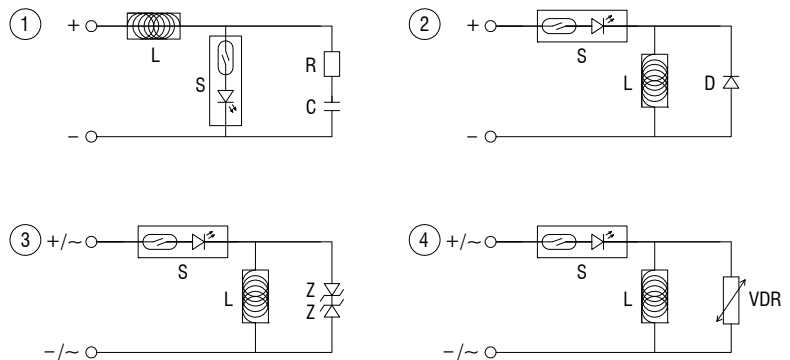
The magnetic sensor is a device that change its status with the magnetic field.  
 Basically it's used as proximity end-stroke on the pneumatic cylinders which have the piston holding a magnet.  
 Therefore, fastening the sensor, on its seat on the external part of the cylinder housing, it is possible to get the information relative to the position of the piston, by an electrical contact or a voltage output, depending on the kind sensor which can be REED switch or static (GMR magneto resistive chip) respectively.  
 The sensor cabled or quick connect are available.  
 Our custom service is accessible round-the-clock to meet specific requirements for which standard products are not satisfactory.

### ● PROTECTION CIRCUIT FOR SWITCHES:

The switching of inductive loads made by REED produces an high voltage peak during the drop-out. In order to prevent dielectric discharges or voltaic arcs, you have to introduce a protection circuit.  
 It can be:  
 - a RC circuit in parallel to the switch in case of V dc supply - ( Picture n.1 ) -  
 - a diode in parallel to the load in case of V dc supply - ( Picture n.2 ) -  
 - n.2 Zener diodes in parallel to the load with V ac / dc supply - ( Picture n.3 ) -  
 - a varistor (VDR) in parallel to the load with V ac / dc supply - ( Picture n.4 ) -  
 The switching of capacitive loads or the use of cables longer than 10 meters produces current peaks during the connection. For this reason you have to introduce a protection resistance near the switch on the brown wire. Please, pay attention in granting the minimum necessary current to the switch. ( 10 ÷ 20 mA )

### ● SENSOR CHOICING:

Sensor choicing The sensor is a switch indeed, connect in series with a load, it must be used respecting its own electrical limit.  
 The functioning principles are two.  
 REED SWITCH: an electrical contact is switched by a magnetic field. It can be supplied with both Vac and Vdc voltage.  
 In presence of vibration it can give troubles. If several sensors must be connected in series, it is recommended to utilize the version "D" to avoid the voltage drop due to the led indicators.  
 ELECTRONIC: a chip magneto resistor (GMR) is a solid-state device, therefore static (long life) with a voltage output NPN (sink) or PNP (source). It must be supplied only with a 30Vdc max voltage. No problem in case of vibrations.



HSL 1 C 2 25 - G15

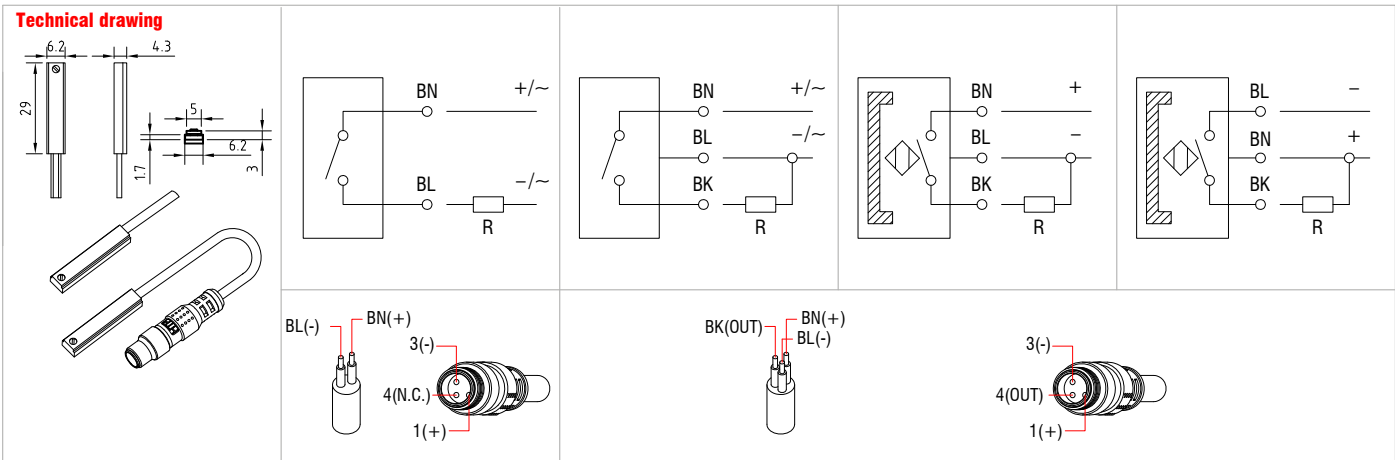
- SERIES** | HCB ; HSA ; HSL ; HSM ; HSS
- CONNECTION** |  
 1 : 2 WIRES CABLE.  
 2 : 2 WIRES M8 SNAP CONNECTOR.  
 3 : 3 WIRES M8 SNAP CONNECTOR.  
 4 : 3 WIRES CABLE.  
 5 : 2 WIRES M12 SNAP CONNECTOR.  
 6 : 3 WIRES M12 SNAP CONNECTOR.  
 7 : 3 WIRES CABLE.  
 8 : 3 WIRES M8 AU SNAP CONNECTOR.  
 9 : 3 WIRES M12 AU SNAP CONNECTOR.
- CIRCUIT TYPE** |  
 A : NO LED 2 WIRES - REED.  
 B : NO LED + VDR 2 WIRES - REED.  
 C : 2 WIRES - REED.  
 D : 3 WIRES - REED PNP.  
 F : NO LED 2 WIRES - NC REED.  
 G : NO LED + VDR 2 WIRES - NC REED.  
 H : 2 WIRES - NC REED.  
 M : MAGNETO-RESOSTIVE NPN.  
 N : MAGNETO-RESOSTIVE PNP.  
 P : NC MAGNETO-RESOSTIVE PNP.  
 L : NC MAGNETO-RESOSTIVE NPN.
- VOLTAGE** |  
 2 : 24 V AC/DC.  
 3 : 110 V AC.  
 5 : 250 V AC.
- CABLE LENGTH** |  
 NO DIGIT : WITHOUT CABLE.  
 03 : EXTENSION WITH SENSOR + M8 L=0.3m.  
 25 : SENSOR + M8/M12 CONNECTOR WITH CABLE L=2.5m.

# SENSORS (MAGNETIC PROXIMITY SWITCHES)

## HSA Series



Technical drawing				
Product description				
Sensor type	2 wires REED NORMALLY OPEN	3 wires REED NORMALLY OPEN	Magneto-resistive PNP NORMALLY OPEN	Magneto-resistive NPN NORMALLY OPEN
<b>Sensor Part Number:</b>				
2.5m moulded cable	<b>HSA1C225-G15</b>	<b>HSA4D225-G15</b>	<b>HSA4N225-G15</b>	<b>HSA4M225-G15</b>
Extension Sensor+M8 conn. 0.3m	<b>HSA2C203-G15</b>	<b>HSA3D203-G15</b>	<b>HSA3N203-G15</b>	<b>HSA3M203-G15</b>
Technical data				
Power Supply Rated voltage	3 ÷ 30 V AC/DC	3 ÷ 30 V AC/DC	6 ÷ 30 V AC/DC	6 ÷ 30 V AC/DC
Switching current	0.2 A	0.2 A	0.2 A	0.2 A
Power Rating	6 W	6 W	6 W	6 W
On voltage drop	< 3 V	//	< 1 V	< 1 V
Nominal operate point	20 ÷ 25 AT	20 ÷ 25 AT	40Gauss (34 ÷ 46 Gauss)	40Gauss (34 ÷ 46 Gauss)
ON-OFF differential	5 ÷ 10 AT	5 ÷ 10 AT	5 ÷ 15 Gauss	5 ÷ 15 Gauss
"ON" response time	0.5 ms	0.5 ms	0.8 µs	0.8 µs
"OFF" response time	0.1 ms	0.1 ms	0.3 µs	0.3 µs
Operating temperature	- 10°C ÷ 70°C	- 10°C ÷ 70°C	- 10°C ÷ 70°C	- 10°C ÷ 70°C
Operating frequency	500 Hz	500 Hz	200 KHz	200 KHz
Life Time	10 <sup>7</sup> imp	10 <sup>7</sup> imp	10 <sup>9</sup> imp	10 <sup>9</sup> imp
Speed piston	10 m/s	10 m/s	10 m/s	10 m/s
Polarity - reversal protection	Yes	Yes	Yes	Yes
Protection class	IP 67	IP 67	IP 67	IP 67
Sensor material	PA ; AISI 303 ; OT 63	PA ; AISI 303 ; OT 63	PA ; AISI 303 ; OT 63	PA ; AISI 303 ; OT 63
M8 connector material	PUR gold plated brass	PUR gold plated brass	PUR gold plated brass	PUR gold plated brass
Cable type	PVC/PVC CEI2022 II O.R.	PVC/PVC CEI2022 II O.R.	PVC/PVC CEI2022 II O.R.	PVC/PVC CEI2022 II O.R.
Cable jacket colour	Grey	Grey	Grey	Grey
No. Conductors / Section	2x0.14mm <sup>2</sup>	3x0.14mm <sup>2</sup>	3x0.14mm <sup>2</sup>	3x0.14mm <sup>2</sup>
Conductor colours	Brown(+); Blue(-);	Brown(+); Blue(-); Black(OUT)	Brown(+); Blue(-); Black(OUT)	Brown(+); Blue(-); Black(OUT)
Cable length	2.5m or 0.3m+M8 conn.	2.5m or 0.3m+M8 conn.	2.5m or 0.3m+M8 conn.	2.5m or 0.3m+M8 conn.
Packaging				
Qty/Box	1pc / Bag	1pc / Bag	1pc / Bag	1pc / Bag
Other accessories options				
-				
Notes:				



<b>Product description</b>				
Sensor type	2 wires REED NORMALLY OPEN	3 wires REED NORMALLY OPEN	Magneto-resistive PNP NORMALLY OPEN	Magneto-resistive NPN NORMALLY OPEN
<b>Sensor Part Number:</b>				
2.5m moulded cable	<b>HSL1C225-G15</b>	<b>HSL4D225-G15</b>	<b>HSL4N225-G15</b>	<b>HSL4M225-G15</b>
Extension Sensor + M8 conn. 0.3m	<b>HSL2C203-G15</b>	<b>HSL3D203-G15</b>	<b>HSL3N203-G15</b>	<b>HSL3M203-G15</b>

<b>Technical data</b>				
Power Supply Rated voltage	3 ÷ 30 V AC/DC	3 ÷ 30 V AC/DC	6 ÷ 30 V AC/DC	6 ÷ 30 V AC/DC
Switching current	0.2 A	0.2 A	0.2 A	0.2 A
Power Rating	6 W	6 W	6 W	6 W
On voltage drop	< 3 V	//	< 1 V	< 1 V
Nominal operate point	20 ÷ 25 AT	20 ÷ 25 AT	40Gauss (34 ÷ 46 Gauss)	40Gauss (34 ÷ 46 Gauss)
ON-OFF differential	5 ÷ 10 AT	5 ÷ 10 AT	5 ÷ 15 Gauss	5 ÷ 15 Gauss
"ON" response time	0.5 ms	0.5 ms	0.8 µs	0.8 µs
"OFF" response time	0.1 ms	0.1 ms	0.3 µs	0.3 µs
Operating temperature	- 10°C ÷ 70°C	- 10°C ÷ 70°C	- 10°C ÷ 70°C	- 10°C ÷ 70°C
Operating frequency	500 Hz	500 Hz	200 KHz	200 KHz
Life Time	10 <sup>7</sup> imp	10 <sup>7</sup> imp	10 <sup>9</sup> imp	10 <sup>9</sup> imp
Speed piston	10 m/s	10 m/s	10 m/s	10 m/s
Polarity - reversal protection	Yes	Yes	Yes	Yes
Protection class	IP 67	IP 67	IP 67	IP 67
Sensor material	PA ; AISI 303 ; OT 63	PA ; AISI 303 ; OT 63	PA ; AISI 303 ; OT 63	PA ; AISI 303 ; OT 63
M8 connector material	PUR gold plated brass	PUR gold plated brass	PUR gold plated brass	PUR gold plated brass
Cable type	PVC/PVC CEI2022 II O.R.	PVC/PVC CEI2022 II O.R.	PVC/PVC CEI2022 II O.R.	PVC/PVC CEI2022 II O.R.
Cable jacket colour	Grey	Grey	Grey	Grey
No. Conductors / Section	2x0.14mm <sup>2</sup>	3x0.14mm <sup>2</sup>	3x0.14mm <sup>2</sup>	3x0.14mm <sup>2</sup>
Conductor colours	Brown(+); Blue(-)	Brown(+); Blue(-); Black(OUT)	Brown(+); Blue(-); Black(OUT)	Brown(+); Blue(-); Black(OUT)
Cable length	2.5m or 0.3m+M8 conn.	2.5m or 0.3m+M8 conn.	2.5m or 0.3m+M8 conn.	2.5m or 0.3m+M8 conn.

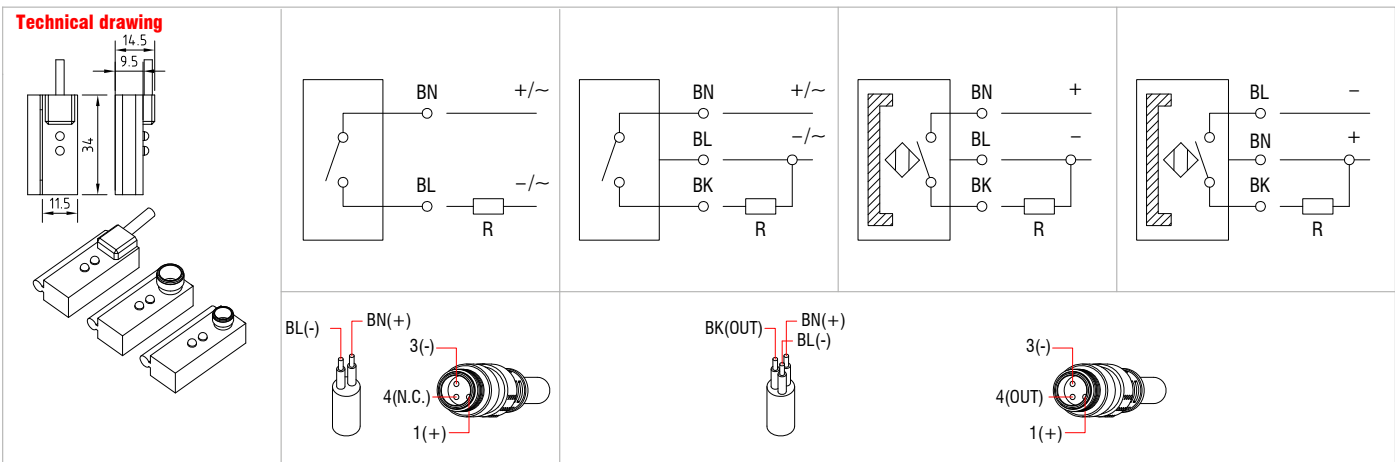
<b>Packaging</b>				
Qty/Box	1pc / Bag	1pc / Bag	1pc / Bag	1pc / Bag
<b>Other accessories options</b>				
-				
<b>Notes:</b>				
-				

# SENSORS (MAGNETIC PROXIMITY SWITCHES)

## HSS Series



<b>Technical drawing</b>				
<b>Product description</b>				
Sensor type	2 wires REED NORMALLY OPEN	3 wires REED NORMALLY OPEN	Magneto-resistive PNP NORMALLY OPEN	Magneto-resistive NPN NORMALLY OPEN
<b>Sensor Part Number:</b>				
2.5m moulded cable	<b>HSS1C225-G15</b>	<b>HSS4D225-G15</b>	<b>HSS4N225-G15</b>	<b>HSS4M225-G15</b>
Extension Sensor+M8 conn. 0.3m	<b>HSS2C203-G15</b>	<b>HSS3D203-G15</b>	<b>HSS3N203-G15</b>	<b>HSS3M203-G15</b>
<b>Technical data</b>				
Power Supply Rated voltage	3 ÷ 30 V AC/DC	3 ÷ 30 V AC/DC	6 ÷ 30 V AC/DC	6 ÷ 30 V AC/DC
Switching current	0.2 A	0.2 A	0.2 A	0.2 A
Power Rating	6 W	6 W	6 W	6 W
On voltage drop	< 3 V	//	< 1 V	< 1 V
Nominal operate point	20 ÷ 25 AT	20 ÷ 25 AT	28Gauss (21 ÷ 35 Gauss)	28Gauss (21 ÷ 35 Gauss)
ON-OFF differential	5 ÷ 10 AT	5 ÷ 10 AT	5 ÷ 15 Gauss	5 ÷ 15 Gauss
"ON" response time	0.5 ms	0.5 ms	0.8 µs	0.8 µs
"OFF" response time	0.1 ms	0.1 ms	0.3 µs	0.3 µs
Operating temperature	- 10°C ÷ 70°C	- 10°C ÷ 70°C	- 10°C ÷ 70°C	- 10°C ÷ 70°C
Operating frequency	500 Hz	500 Hz	200 KHz	200 KHz
Life Time	10 <sup>7</sup> imp	10 <sup>7</sup> imp	10 <sup>9</sup> imp	10 <sup>9</sup> imp
Speed piston	10 m/s	10 m/s	10 m/s	10 m/s
Polarity - reversal protection	Yes	Yes	Yes	Yes
Protection class	IP 67	IP 67	IP 67	IP 67
Sensor material	PA ; AISI 303 ; OT 63	PA ; AISI 303 ; OT 63	PA ; AISI 303 ; OT 63	PA ; AISI 303 ; OT 63
M8 connector material	PUR gold plated brass	PUR gold plated brass	PUR gold plated brass	PUR gold plated brass
Cable type	PVC/PVC CEI2022 II O.R.	PVC/PVC CEI2022 II O.R.	PVC/PVC CEI2022 II O.R.	PVC/PVC CEI2022 II O.R.
Cable jacket colour	Grey	Grey	Grey	Grey
No. Conductors / Section	2x0.14mm <sup>2</sup>	3x0.14mm <sup>2</sup>	3x0.14mm <sup>2</sup>	3x0.14mm <sup>2</sup>
Conductor colours	Brown(+); Blue(-);	Brown(+); Blue(-); Black(OUT)	Brown(+); Blue(-); Black(OUT)	Brown(+); Blue(-); Black(OUT)
Cable length	2.5m or 0.3m+M8 conn.	2.5m or 0.3m+M8 conn.	2.5m or 0.3m+M8 conn.	2.5m or 0.3m+M8 conn.
<b>Packaging</b>				
Qty/Box	1pc / Bag	1pc / Bag	1pc / Bag	1pc / Bag
<b>Other accessories options</b>				
-				
<b>Notes:</b>				
-				



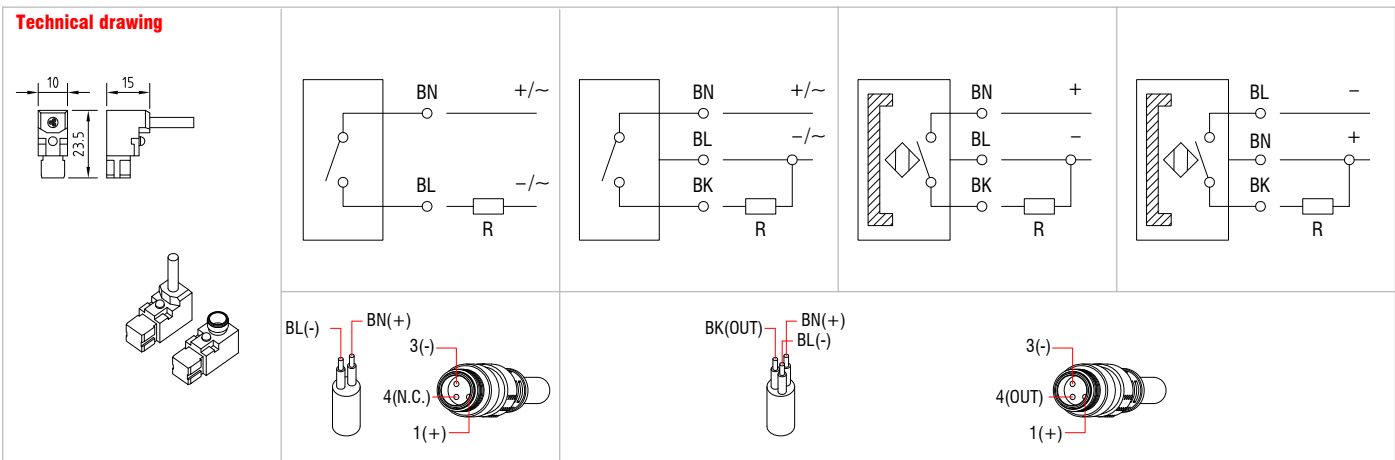
<b>Product description</b>				
Sensor type	2 wires REED NORMALLY OPEN	3 wires REED NORMALLY OPEN	Magneto-resistive PNP NORMALLY OPEN	Magneto-resistive NPN NORMALLY OPEN
<b>Sensor Part Number:</b>				
2.5m moulded cable	<b>HSM1C525-G15</b>	<b>HSM4D225-G15</b>	<b>HSM4N225-G15</b>	<b>HSM4M225-G15</b>
With M8 plug	<b>HSM2C5-G15</b>	<b>HSM3D2-G15</b>	<b>HSM3N2-G15</b>	<b>HSM3M2-G15</b>
With M12 plug	<b>HSM5C5-G15</b>	<b>HSM6D2-G15</b>	<b>HSM6N2-G15</b>	<b>HSM6M2-G15</b>
<b>Technical data</b>				
Power Supply Rated voltage	3 ÷ 250 V AC/DC	0 ÷ 24 V AC/DC	6 ÷ 30 V DC	6 ÷ 30 V DC
Switching current	1.5 A	2 A	0.25 A	0.25 A
Power Rating	10 W	10 W	6 W	6 W
On voltage drop	< 3 V	//	< 1 V	< 1 V
Nominal operate point	20 ÷ 25 AT	20 ÷ 25 AT	15Gauss (11 ÷ 22 Gauss)	15Gauss (11 ÷ 22 Gauss)
ON-OFF differential	5 ÷ 10 AT	5 ÷ 10 AT	4 ÷ 7 Gauss	4 ÷ 7 Gauss
"ON" response time	0.5 ms	0.5 ms	0.8 µs	0.8 µs
"OFF" response time	0.1 ms	0.1 ms	0.3 µs	0.3 µs
Operating temperature	- 10°C ÷ 70°C	- 10°C ÷ 70°C	- 10°C ÷ 70°C	- 10°C ÷ 70°C
Operating frequency	500 Hz	500 Hz	200 Hz	
Life Time	10 <sup>7</sup> imp	10 <sup>7</sup> imp	10 <sup>9</sup> imp	10 <sup>9</sup> imp
Speed piston	10 m/s	10 m/s	10 m/s	10 m/s
Polarity - reversal protection	Yes	Yes	Yes	Yes
Protection class	IP 67	IP 67	IP 67	IP 67
Sensor material	PA ; AISI 303 ; OT 63	PA ; AISI 303 ; OT 63	PA ; AISI 303 ; OT 63	PA ; AISI 303 ; OT 63
M8-M12 plug material	Brass	Brass	Brass	Brass
Cable type	PVC/PVC CEI2022 II O.R.	PVC/PVC CEI2022 II O.R.	PVC/PVC CEI2022 II O.R.	PVC/PVC CEI2022 II O.R.
Cable jacket colour	Grey	Grey	Grey	Grey
No. Conductors / Section	2x0.14mm <sup>2</sup>	3x0.14mm <sup>2</sup>	3x0.14mm <sup>2</sup>	3x0.14mm <sup>2</sup>
Conductor colours	Brown(+); Blue(-);	Brown(+); Blue(-); Black(OUT)	Brown(+); Blue(-); Black(OUT)	Brown(+); Blue(-); Black(OUT)
Cable length	2.5m	2.5m	2.5m	2.5m
<b>Packaging</b>				
Qty/Box	1pc / Bag	1pc / Bag	1pc / Bag	1pc / Bag
<b>Other accessories options</b>				
-				
<b>Notes:</b>				
-				

# SENSORS (MAGNETIC PROXIMITY SWITCHES)

## HSM Series



<b>Technical drawing</b> 				
<b>Product description</b>				
Sensor type	3 wires REED NORMALLY OPEN	Magneto-resistive PNP NORMALLY OPEN		
<b>Sensor Part Number:</b>				
2.5m moulded cable	<b>HSM7D225-G15</b>	<b>HSM7N225-G15</b>		
With M8 plug	<b>HSM8D2-G15</b>	<b>HSM8N203-G15</b>		
With M12 plug	<b>HSM9D2-G15</b>	<b>HSM9N203-G15</b>		
<b>Technical data</b>				
Power Supply Rated voltage	3 ÷ 30 V AC/DC	6 ÷ 30 V AC/DC		
Switching current	0.2 A	0.2 A		
Power Rating	6 W	6 W		
On voltage drop	//	< 1 V		
Nominal operate point	20 ÷ 25 AT	40Gauss (34 ÷ 46 Gauss)		
ON-OFF differential	5 ÷ 10 Gauss	5 ÷ 15 Gauss		
"ON" response time	- 10 ° ÷ 70°C	- 10 ° ÷ 70°C		
"OFF" response time	0.5 ms	0.8 µs		
Operating temperature	0.1 ms	0.3 µs		
Operating frequency	- 10°C ÷ 70°C	- 10°C ÷ 70°C		
Life Time	10 <sup>7</sup> imp	10 <sup>9</sup> imp		
Speed piston	10 m/s	10 m/s		
Polarity - reversal protection	Yes	Yes		
Protection class	IP 68	IP 68		
Sensor material	PA	PA		
M8-M12 plug material	Brass	Brass		
Cable type	PVC/PVC CEI2022 II O.R.	PVC/PVC CEI2022 II O.R.		
Cable jacket colour	Grey	Grey		
No. Conductors / Section	3x0.14mm <sup>2</sup>	3x0.14mm <sup>2</sup>		
Conductor colours	Brown(+); Blue(-); Black(OUT)	Brown(+); Blue(-); Black(OUT)		
Cable length	2.5m	2.5m		
<b>Packaging</b>				
Qty/Box				
<b>Other accessories options</b>				
-				
<b>Notes:</b>				



<b>Product description</b>				
Sensor type	2 wires REED NORMALLY OPEN	3 wires REED NORMALLY OPEN	Magneto-resistive PNP NORMALLY OPEN	Magneto-resistive NPN NORMALLY OPEN
<b>Sensor Part Number:</b>				
2.5m moulded cable	<b>HCB1C425-G15</b>	<b>HCB4D225-G15</b>	<b>HCB4N225-G15</b>	<b>HCB4M225-G15</b>
With M8 plug	<b>HCB2C4-G15</b>	<b>HCB3D2-G15</b>	<b>HCB3N2-G15</b>	<b>HCB3M2-G15</b>

<b>Technical data</b>				
Power Supply Rated voltage	3 ÷ 110 V AC/DC	0 ÷ 24 V AC/DC	6 ÷ 30 V AC/DC	6 ÷ 30 V AC/DC
Switching current	0.3 A	1 A	0.25 A	0.25 A
Power Rating	10 W	10 W	6 W	6 W
On voltage drop	< 3 V	//	< 1 V	< 1 V
Nominal operate point	20 ÷ 25 AT	20 ÷ 25 AT	20Gauss (11 ÷ 22 Gauss)	20Gauss (11 ÷ 22 Gauss)
ON-OFF differential	5 ÷ 10 AT	5 ÷ 10 AT	4 ÷ 7 Gauss	4 ÷ 7 Gauss
"ON" response time	0.5 ms	0.5 ms	0.8 µs	0.8 µs
"OFF" response time	0.1 ms	0.1 ms	0.3 µs	0.3 µs
Operating temperature	- 10°C ÷ 70°C	- 10°C ÷ 70°C	- 10°C ÷ 70°C	- 10°C ÷ 70°C
Operating frequency	500 Hz	500 Hz	200 KHz	200 KHz
Life Time	10 <sup>7</sup> imp	10 <sup>7</sup> imp	10 <sup>9</sup> imp	10 <sup>9</sup> imp
Speed piston	10 m/s	10 m/s	10 m/s	10 m/s
Polarity - reversal protection	Yes	Yes	Yes	Yes
Protection class	IP 67	IP 67	IP 67	IP 67
Sensor material	PA ; AISI 303	PA ; AISI 303	PA ; AISI 303	PA ; AISI 303
M8 plug material	PA6 gold plated brass	PA6 gold plated brass	PA6 gold plated brass	PA6 gold plated brass
Cable type	PVC/PVC CEI2022 II O.R.	PVC/PVC CEI2022 II O.R.	PVC/PVC CEI2022 II O.R.	PVC/PVC CEI2022 II O.R.
Cable jacket colour	Grey	Grey	Grey	Grey
No. Conductors / Section	2x0.14mm <sup>2</sup>	3x0.14mm <sup>2</sup>	3x0.14mm <sup>2</sup>	3x0.14mm <sup>2</sup>
Conductor colours	Brown(+); Blue(-)	Brown(+); Blue(-); Black(OUT)	Brown(+); Blue(-); Black(OUT)	Brown(+); Blue(-); Black(OUT)
Cable length	2.5m	2.5m	2.5m	2.5m

<b>Packaging</b>				
Qty/Box	1pc / Bag	1pc / Bag	1pc / Bag	1pc / Bag

**Other accessories options**  
-

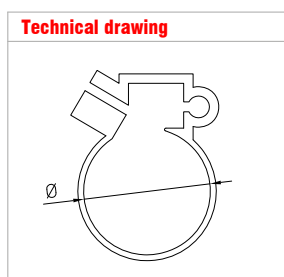
**Notes:**

# SENSORS (MAGNETIC PROXIMITY SWITCHES)

## Cylinder mounting clamps

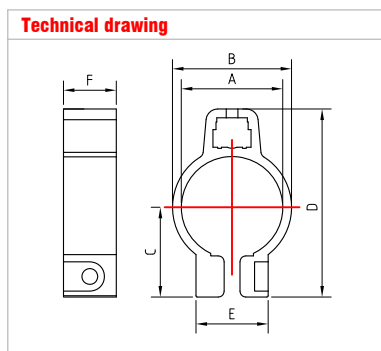
- **CYLINDER MOUNTING CLAMPS:**

- **HXF-G15:**



Microcylinder mounting clamps	HXF-09	HXF-11	HXF-12	HXF-13	HXF-14	HXF-16	HXF-17	HXF-18	HXF-20	HXF-21	HXF-22	HXF-24	HXF-26	HXF-27	HXF-29	HXF-30	HXF-33	HXF-36	HXF-41	HXF-45	HXF-52	HXF-65
∅ mm	∅ 9.3	∅ 11.3	∅ 12	∅ 13.3	∅ 14	∅ 16	∅ 17.3	∅ 18	∅ 20	∅ 21.3	∅ 22	∅ 24	∅ 26.3	∅ 27	∅ 29	∅ 30	∅ 33.6	∅ 36	∅ 41.6	∅ 45	∅ 52.4	∅ 65.4
Body materials	PA ; AISI 303																					

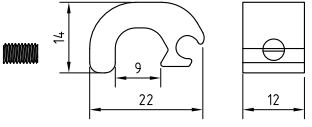
- **HSW-G15:**



Microcylinder mounting clamps	HSW-08	HSW-10	HSW-12	HSW-16	HSW-20	HSW-25
For cylinder	∅ 8	∅ 10	∅ 12	∅ 16	∅ 20	∅ 25
A mm	∅ 9.3	∅ 11.3	∅ 13.3	∅ 17.3	∅ 21.3	∅ 26.5
B mm	12.3	14.3	16.3	20.3	24.3	29.5
C mm	11.1	12.2	13.2	15.3	17.4	20
D mm	23.9	25.9	28	32.1	36.2	41.4
E mm	12.3			14		
F mm	9					
Body materials	PA ; AISI 303					

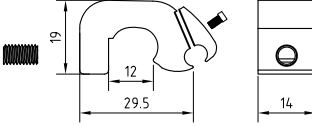
• **MOUNTING BRACKETS FOR CYLINDER:**

**Technical drawing**




For cylinder	$\varnothing 5 \div 9\text{mm}$
Part Number	<b>HST-10-G15</b>
Body materials	

**Technical drawing**



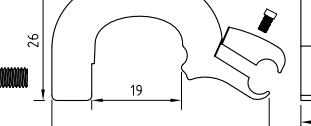
For cylinder	$\varnothing 32 \div 40\text{mm}$
Part Number	<b>HST-80-G15</b>
Body materials	

**Technical drawing**



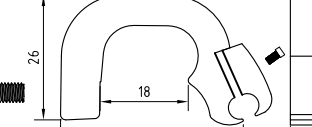
For cylinder	$\varnothing 50 \div 63\text{mm}$
Part Number	<b>HST-81-G15</b>
Body materials	

**Technical drawing**



For cylinder	$\varnothing 82 \div 100\text{mm}$
Part Number	<b>HST-82-G15</b>
Body materials	

**Technical drawing**



For cylinder	$\varnothing 125\text{mm}$
Part Number	<b>HST-83-G15</b>
Body materials	

# SENSORS (MAGNETIC PROXIMITY SWITCHES)

## Slot adapters

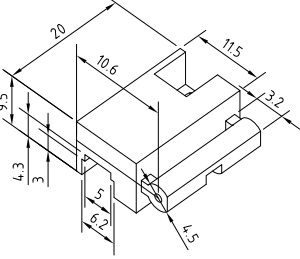
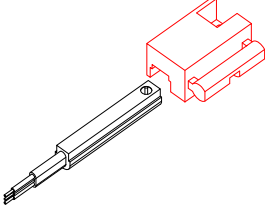
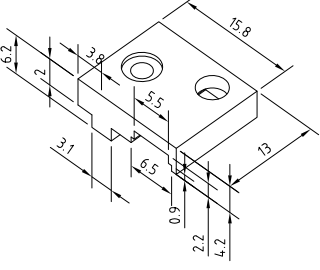
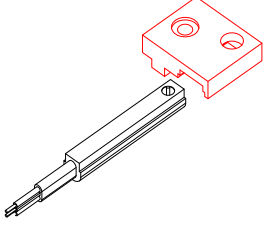
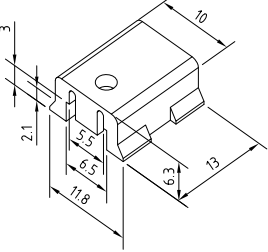
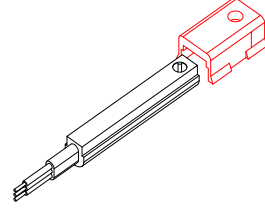
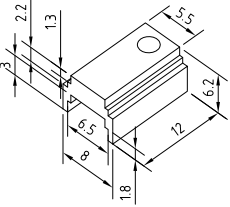
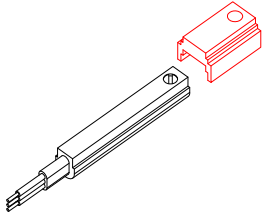
### • HK-CB-G15

Technical drawing	Slot adapters material	Application	Packaging	Suitable sensors
	PA / 6005 A / AISI 303		1PC/bag	HCB

### • HK-SENS-G15

Technical drawing	Slot adapters material	Application	Packaging	Suitable sensors
	PA		1PC/bag	HSN HSS
	PA		1PC/bag	HSN HSS
	PA		1PC/bag	HSC HSL HSN HSS
	PA		1PC/bag	HSC HSL HSN HSS

• **HK-SL-G15**

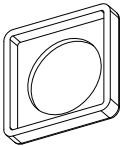
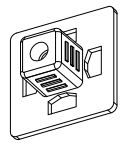
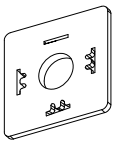
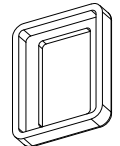
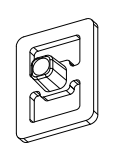
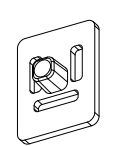
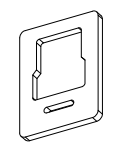
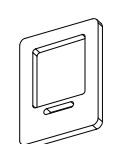
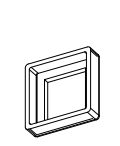
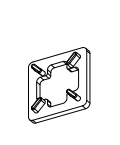
Technical drawing	Slot adapters material	Application	Packaging	Suitable sensors
	PA		1PC/bag	HSL
	PA		1PC/bag	HSL
	PA		1PC/bag	HSL
	PA		1PC/bag	HSL

# SENSORS (MAGNETIC PROXIMITY SWITCHES)

	Slots type	Sensors type					Applications type
		HSS	HSL	HSA	HSM	HCB	
<b>C slot</b>		HSS	-	-	-	-	
<b>T slot</b>		HSS + HK-SENS	HSL	HSA	-	-	
<b>Dovetail slot</b>		HSS + HK-SENS	HSL + HK-SENS	HSA + HK-SENS	-	HCB	
<b>SW mounting clamps</b>		HSS + HK-SENS + HSW	HSL + HK-SENS + HSW	HSA + HK-SENS + HSW	-	-	
<b>XF mounting clamps</b>		HSS + HK-SENS + HXF	HSL + HK-SENS + HXF	HSA + HK-SENS + HXF	HSM + HXF	HCB	
<b>ST mounting brackets</b>		HSS + HK-SENS + HST	HSL + HK-SENS + HST	HSA + HK-SENS + HST	HSM + HST	HCB	


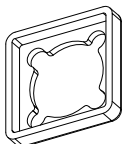
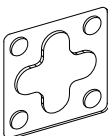
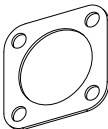
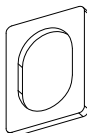
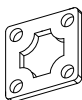















Technical drawing	Gasket type	Part number	Gasket material	Rated temperature range	Colour	Packaging	Suitable connectors
	Profiled	<b>100013000</b>	NBR	From -40°C to 90°C	Black	50pcs/bag	G1 G1C CG1 CGB
		<b>10001400F</b>	Silicone	From -40°C to 125°C	White		
	Integrated	<b>10001400I</b>	NBR	From -40°C to 90°C	Black	50pcs/bag	G1 G1C CG1 CGB
		<b>10001400M</b>	Silicone	From -40°C to 125°C	White		
	Flat	<b>10001400A</b>	NBR	From -40°C to 90°C	Black	50pcs/bag	G1 G1C CG1 CGB G4 TIMER-DIG
		<b>10001400G</b>	Silicone	From -40°C to 125°C	White		
	Profiled	<b>300013000</b>	NBR	From -40°C to 90°C	Black	50pcs/bag	M1 CM1 M2 CM2
		<b>30001400H</b>	Silicone	From -40°C to 125°C	White		
	Integrated	<b>30001400I</b>	NBR	From -40°C to 90°C	Black	50pcs/bag	CM1
		<b>30001400J</b>	Silicone	From -40°C to 125°C	White		
	Integrated	<b>30001400M</b>	NBR	From -40°C to 90°C	Black	50pcs/bag	CM2
		<b>30001400K</b>	Silicone	From -40°C to 125°C	White		
	Flat	<b>30001400A</b>	NBR	From -40°C to 90°C	Black	50pcs/bag	M1 CM1
		<b>30001400G</b>	Silicone	From -40°C to 125°C	White		
	Flat	<b>30001400N</b>	NBR	From -40°C to 90°C	Black	50pcs/bag	M2 CM2
		<b>30001400P</b>	Silicone	From -40°C to 125°C	White		
	Profiled	<b>500013000</b>	NBR	From -40°C to 90°C	Black	100pcs/bag	P1 CP1 P2 CP2
		<b>50001400F</b>	Silicone	From -40°C to 125°C	White		
	Integrated	<b>50001400I</b>	NBR	From -40°C to 90°C	Black	100pcs/bag	CP1 CP2
		<b>50001400M</b>	Silicone	From -40°C to 125°C	White		

## ACCESSORIES









Valve connector gaskets

Technical drawing	Gasket type	Part number	Gasket material	Rated temperature range	Colour	Packaging	Suitable connectors
	Flat	<b>50001400A</b>	NBR	From -40°C to 90°C	Black	100pcs/bag	P1 CP1 P2 CP2
		<b>50001400G</b>	Silicone	From -40°C to 125°C	White		
	Profiled	<b>100013000A</b>	NBR	From -40°C to 90°C	Black	50pcs/bag	BG5
		<b>100013000D</b>	Silicone	From -40°C to 125°C	White		
	Flat	<b>10001400J</b>	NBR	From -40°C to 90°C	Black	100pcs/bag	BG0 BG8 BG1 BG10 BG2 BG16 BG3 BG33 BG5 BG42
		<b>10001400K</b>	Silicone	From -40°C to 125°C	White		
	Flat	<b>10001400H</b>	NBR	From -40°C to 90°C	Black	100pcs/bag	BG0 BG4
		<b>10001400N</b>	Silicone	From -40°C to 125°C	White		
	Flat	<b>30001400E</b>	NBR	From -40°C to 90°C	Black	140pcs/bag	BM1
		<b>30001400F</b>	Silicone	From -40°C to 125°C	White		
	Flat	<b>50001400J</b>	NBR	From -40°C to 90°C	Black	100pcs/bag	BP1
		<b>50001400K</b>	Silicone	From -40°C to 125°C	White		
	Flat	<b>50001400E</b>	NBR	From -40°C to 90°C	Black	100pcs/bag	BP2
		<b>50001400H</b>	Silicone	From -40°C to 125°C	White		

Technical drawing	Thread type	Length	Part number	Screw material	Packaging	Suitable connectors
	M3x0.5	42mm	<b>10001500F</b>	Iron + Zinc plated	50pcs/bag	G4
			<b>10001500F-SS</b>	Iron AISI 304		
	M3x0.5	35mm	<b>10001500R</b>	Iron + Zinc plated	50pcs/bag	CG5
			<b>10001500R-SS</b>	Iron AISI 304		
	M3x0.5	35.4mm	<b>10001500V</b>	Iron + Zinc plated	50pcs/bag	G1C
			<b>10001500V-SS</b>	Iron AISI 304		
	M3x0.5	32.5mm	<b>100015000</b>	Iron + Zinc plated	50pcs/bag	G1 M1 M2
			<b>100015000-SS</b>	Iron AISI 304		
	M2.5x0.5	28mm	<b>50001500A</b>	Iron + Zinc plated	100pcs/bag	P1
			<b>50001500A-SS</b>	Iron AISI 304		
	M3x0.5	28mm	<b>70001500B</b>	Iron + Zinc plated	100pcs/bag	P2
			<b>70001500B-SS</b>	Iron AISI 304		
	M3x0.5	26mm	<b>70001500C</b>	Iron + Zinc plated	50pcs/bag	CM1B
			<b>70001500C-SS</b>	Iron AISI 304		
	M3x0.5	25mm	<b>10001500P</b>	Iron + Zinc plated	50pcs/bag	CG1 G1 Adaptor CM1 M1 Adaptor CM2
			<b>10001500P-SS</b>	Iron AISI 304		
	M3x0.5	22.5mm	<b>70001500P</b>	Iron + Zinc plated	50pcs/bag	CGB CP2 P2 Adaptor
			<b>70001500P-SS</b>	Iron AISI 304		
	M2.5x0.5	22.5mm	<b>50001500P</b>	Iron + Zinc plated	50pcs/bag	CP1 P1 Adaptor
			<b>50001500P-SS</b>	Iron AISI 304		

## ACCESSORIES



Valve connector screws

Technical drawing	Thread type	Length	Part number	Screw material	Packaging	Suitable connectors
	ext.: M4x0.5 int.: M3x0.5	15.5mm	<b>30020500</b>	Iron + Zinc plated	120pcs/bag	BG8 BG10 BG16 BM1
			<b>30020500-SS</b>	Iron AISI 304		
	ext.: M4x0.5 int.: M3x0.5	14mm	<b>30020500A</b>	Iron + Zinc plated	120pcs/bag	BG33 BG42
			<b>30020500A-SS</b>	Iron AISI 304		
	M3x0.5	10mm	<b>100210001</b>	Iron + Zinc plated	200pcs/bag	BG1 BG5
			<b>100210001-SS</b>	Iron AISI 304		
	M3x0.5	8mm	<b>700210001</b>	Iron + Zinc plated	100pcs/bag	BP2
			<b>700210001-SS</b>	Iron AISI 304		
	M2.5x0.5	8mm	<b>500210001</b>	Iron + Zinc plated	100pcs/bag	BP1
			<b>500210001-SS</b>	Iron AISI 304		
	M3x0.5	7.3mm	<b>100210003</b>	Iron + Zinc plated	100pcs/bag	BG0 BG4
			<b>100210003-SS</b>	Iron AISI 304		
	M3x0.5	5mm	<b>300210004*</b>	Iron + Zinc plated	120pcs/bag	BM1
			<b>300210004-SS*</b>	Iron AISI 304		
	M3x0.5	4.8mm	<b>100210002*</b>	Iron + Zinc plated	100pcs/bag	BG1 BG5 BG8 BG10 BG16 BG33 BG42
			<b>100210002-SS*</b>	Iron AISI 304		

\* Screws for P.E.(EARTH) pins.


### NOTES:

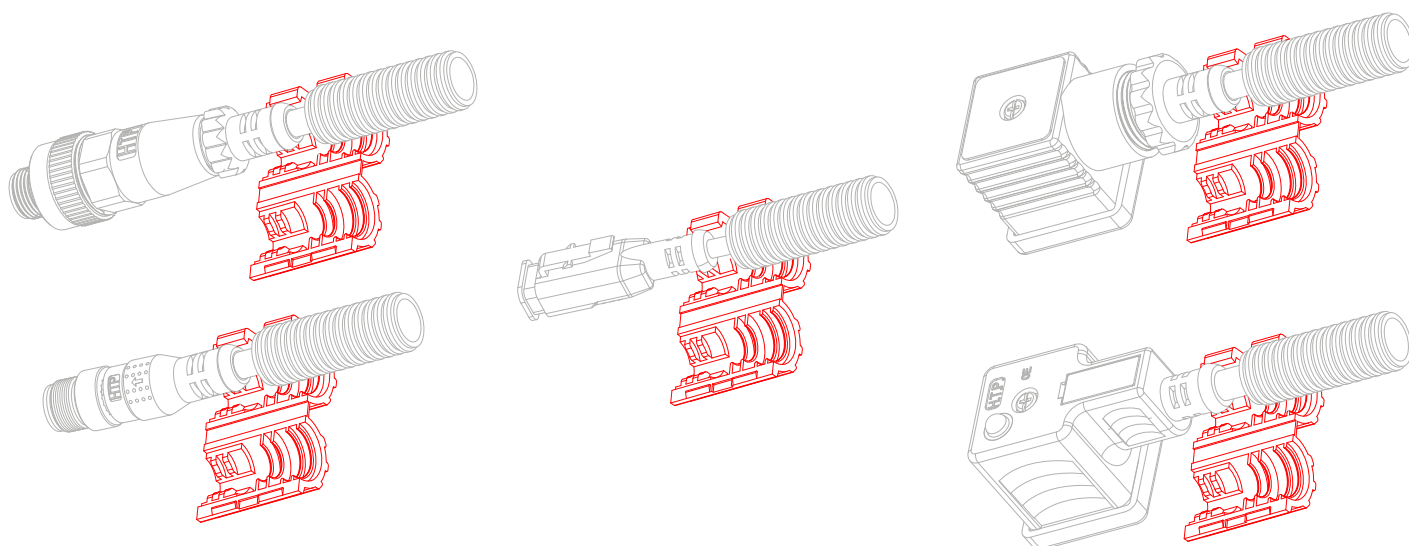
- All screws for DIN connectors are provided with different O-rings depending on the products where they are used.
- All O-rings are made in NBR - In case of other O-rings material is requested please contact us to verify the feasibility.
- All Gaskets can't be sold alone, they must be ordered with the connectors or bases corresponding.
- All Screws can't be sold alone, they must be ordered with the connectors or bases corresponding.

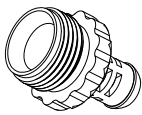
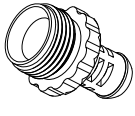

Technical drawing	Cap type	Part number	Gasket materials	Colour	Packaging	Suitable connectors
	Male suitable for Female connector	<b>CAPS-12-M-P</b>	PA66	Black	50pcs/bag	M12 Female connectors M12 boxes
	Female SNAP-IN suitable for Male connector	<b>CAPS-12-F-P</b>	PA66	Transparent	50pcs/bag	M12 Male connectors
	Male suitable for Female connector	<b>CAPS-12-M-M</b>	Brass+Nickel plated	Metal	50pcs/bag	M12 Female connectors M12 boxes
	Female suitable for Male connector	<b>CAPS-12-F-M</b>	Brass+Nickel plated	Metal	50pcs/bag	M12 Male connectors
	Male suitable for Female connector	<b>CAPS-08-M-P</b>	PA66	Black	50pcs/bag	M8 Female connectors M8 boxes
	Female SNAP-IN suitable for Male connector	<b>CAPS-08-F-P</b>	PA66	Transparent	50pcs/bag	M8 Male connectors
	Male suitable for Female connector	<b>CAPS-08-M-M</b>	Brass+Nickel plated	Metal	50pcs/bag	M8 Female connectors M8 boxes
	Female suitable for Male connector	<b>CAPS-08-F-M</b>	Brass+Nickel plated	Metal	50pcs/bag	M8 Male connectors
	Female	<b>CAPS BG</b>	PE	White	50pcs/bag	BG bases

## ACCESSORIES



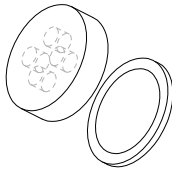
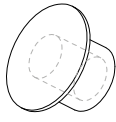

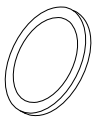
Clip and adapters for corrugated conduit


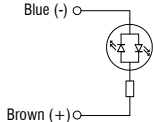

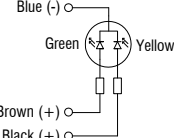
Technical drawing	Int. conduits diameter	Ext. conduits diameter	Part number	Conduits clip material	Packaging	Suitable connectors
	ø6.2mm and ø9.6mm	ø10mm and ø13mm	<b>ACC1</b>	PA66	50pcs/bag	Din connectors Field attachable* Din connectors with moulded cable Circular M12 connectors Field attachable* Circular M12 connectors with moulded cable Automotive connectors with moulded cable



Technical drawing	Gland thread type	Length	Part number	Cable gland	Gland material	Gland colour	Packaging	Suitable connectors
	PG11	29.4mm	<b>ACSC-PG11</b>	6.5-7mm	PA66	Black	50pcs/bag	G1 G1C G4 12ML 12FL 12MU 12FU
	PG9	29mm	<b>ACSC-PG9</b>	4-7mm	PA66	Black	50pcs/bag	M1 M2
	PG7	29mm	<b>ACSC-PG7</b>	3.5-6mm	PA66	Black	50pcs/bag	P1 P2 12FZ 12FC 12MZ 12MC 12FT 12FB 12MT 12MB

\* To connect the conduits clip, all field attachable connectors must have the gland with the exit cable.

	Round seal with 2 open holes ø5.5mm	<b>1001000C</b>	PVC	Black	50pcs/bag	PG11	G1 G1C G4 12ML 12FL 12MU 12FU
	Round seal with 2 open holes ø2mm	<b>10010000C-2H</b>	PVC PA66	Black	50pcs/bag	PG11	G1 G1C G4 12ML 12FL 12MU 12FU
	Round seal with 4 closed holes + plastic washer easy to break with conductors	<b>10010000F</b>	NBR	Black	50pcs/bag	PG11	G1 G1C G4 12ML 12FL 12MU 12FU
	Seal reduction with 1 closed holes easy to break with conductors	<b>10010000A-SI</b>	PVC	Black	50pcs/bag	PG11	G1 G1C G4 12ML 12FL 12MU 12FU
	Seal reduction with 1 closed holes easy to break with conductors	<b>10010000D</b>	PVC	Black	50pcs/bag	PG7	P1 P2 P3
	Metal Washer	<b>10010000E</b>	Iron	-	50pcs/bag	PG11	G1 G1C G4 12ML 12FL 12MU 12FU

Technical drawing	Technical scheme	Product type	Part number	LED Colour	Packaging	Suitable poles numbers	Suitable connectors
	 <p>Blue (-) ○ Brown (+) ○</p>	Bipolar led + resistance with n°2 wires	<b>ELBO 01</b>	Red	50pcs/bag	2 poles connected	G1 G1C M1 12FT M2 12MT 12MZ 12FZ
	 <p>Blue (-) ○ Green ○ Yellow ○ Brown (+) ○ Black (+) ○</p>	Bicolour led + resistances	<b>ELBO 02</b>	n°1 Yellow n°2 Green	50pcs/bag	3 poles connected	G1 G1C 12MZ 12FZ 12MT 12FT



















## CABLES LIST

Code	Material	Type of cable	Colour	Section	No.core	Cable ø mm ±0.3	Temperature range °C	Form A 	Form A - B	Form C
<b>01</b>	PVC/PVC	IEC332-1 H03VVF	Black	0.50mm <sup>2</sup>	3	ø5mm	-20°C / +80°C		●	●
<b>A1</b>	PVC/PVC	IEC332-1 H03VVF	Black	0.50mm <sup>2</sup>	2	ø5mm	-20°C / +80°C		●	●
<b>B1</b>	PVC/PVC	IEC332-1 H03VVF	Black	0.50mm <sup>2</sup>	4	ø6mm	-20°C / +80°C		●	●
<b>02</b>	PVC/PVC	IEC332-1 H05VVF	Black	0.75mm <sup>2</sup>	3	ø6.7mm	-20°C / +80°C		●	
<b>A2</b>	PVC/PVC	IEC332-1 H05VVF	Black	0.75mm <sup>2</sup>	2	ø6mm	-20°C / +80°C		●	
<b>B2</b>	PVC/PVC	IEC332-1 H05VVF	Black	0.75mm <sup>2</sup>	4	ø7mm	-20°C / +80°C		●	
<b>C2</b>	PVC/PVC	IEC332-1 H05VVF	Black	0.75mm <sup>2</sup>	5	ø8.3mm	-20°C / +80°C		●	
<b>03</b>	PVC/PVC	CEI2022 II F.R.O.R.	Grey RAL7032	0.75mm <sup>2</sup>	3	ø5.5mm	-20°C / +80°C		●	
<b>A3</b>	PVC/PVC	CEI2022 II F.R.O.R.	Grey RAL7032	0.75mm <sup>2</sup>	2	ø6mm	-20°C / +80°C		●	
<b>04</b>	PVC/PVC	CEI2022 II F.R.O.R.	Grey RAL7032	0.50mm <sup>2</sup>	3	ø5mm	-20°C / +80°C		●	●
<b>A4</b>	PVC/PVC	CEI2022 II F.R.O.R.	Grey RAL7032	0.50mm <sup>2</sup>	2	ø5mm	-20°C / +80°C		●	●
<b>B4</b>	PVC/PVC	CEI2022 II F.R.O.R.	Grey RAL7032	0.50mm <sup>2</sup>	4	ø6mm	-20°C / +80°C		●	●
<b>05</b>	PVC/PVC	CEI2022 II F.R.O.R.	Grey RAL7032	0.75mm <sup>2</sup>	4	ø7mm	-20°C / +80°C		●	
<b>C5</b>	PVC/PVC	CEI2022 II F.R.O.R.	Grey RAL7032	0.75mm <sup>2</sup>	5	ø8.3mm	-20°C / +80°C		●	
<b>06</b>	PVC/PVC	CEI2022 II F.R.O.R.	Grey RAL7032	1mm <sup>2</sup>	3	ø6.7mm	-20°C / +80°C		●	
<b>A6*</b>	PVC/PVC	CEI2022 II F.R.O.R.	Grey RAL7032	1mm <sup>2</sup>	2	ø6.5mm	-20°C / +80°C		●	
<b>B6*</b>	PVC/PVC	CEI2022 II F.R.O.R.	Grey RAL7032	1mm <sup>2</sup>	4	ø7.2mm	-20°C / +80°C		●	
<b>07*</b>	PVC/PVC	CEI2022 II F.R.O.R. SHIELDED	Grey RAL7032	1mm <sup>2</sup>	3	ø7.2mm	-20°C / +80°C		●	
<b>A7*</b>	PVC/PVC	CEI2022 II F.R.O.R. SHIELDED	Grey RAL7032	1mm <sup>2</sup>	2	ø6.7mm	-20°C / +80°C		●	
<b>B7*</b>	PVC/PVC	CEI2022 II F.R.O.R. SHIELDED	Grey RAL7032	1mm <sup>2</sup>	4	ø8.3mm	-20°C / +80°C		●	
<b>08*</b>	PUR/PVC		Black	0.50mm <sup>2</sup>	3	ø5mm	-40°C / +80°C		●	●
<b>A8*</b>	PUR/PVC		Black	0.50mm <sup>2</sup>	2	ø5mm	-40°C / +80°C		●	●
<b>B8*</b>	PUR/PVC		Black	0.50mm <sup>2</sup>	4	ø6mm	-40°C / +80°C		●	●
<b>C8*</b>	PUR/PVC		Black	0.50mm <sup>2</sup>	5	ø6.5mm	-40°C / +80°C		●	
<b>09*</b>	PUR/PVC		Black	0.75mm <sup>2</sup>	3	ø6mm	-40°C / +80°C		●	
<b>A9</b>	PUR/PVC		Black	0.75mm <sup>2</sup>	2	ø5.2mm	-40°C / +80°C		●	
<b>B9*</b>	PUR/PVC		Black	0.75mm <sup>2</sup>	4	ø7.2mm	-40°C / +80°C		●	
<b>10*</b>	PUR/PUR	Li-YY11Y	Black	0.50mm <sup>2</sup>	3	ø5mm	-40°C / +80°C		●	●
<b>AA*</b>	PUR/PUR	Li-YY11Y	Black	0.50mm <sup>2</sup>	2	ø5mm	-40°C / +80°C		●	●
<b>AB*</b>	PUR/PUR	Li-YY11Y	Black	0.50mm <sup>2</sup>	4	ø6.7mm	-40°C / +80°C		●	●
<b>11*</b>	PUR/PUR	Li-YY11Y	Black	0.75mm <sup>2</sup>	3	ø6mm	-40°C / +80°C		●	
<b>BA*</b>	PUR/PUR	Li-YY11Y	Black	0.75mm <sup>2</sup>	2	ø6.5mm	-40°C / +80°C		●	
<b>BB*</b>	PUR/PUR	Li-YY11Y	Black	0.75mm <sup>2</sup>	4	ø7mm	-40°C / +80°C		●	
<b>13*</b>	PVC/PVC	IEC332-1 H05VVF	Black	1mm <sup>2</sup>	2	ø6mm	-20°C / +80°C		●	
<b>14*</b>	PVC/PVC	CEI2022 II F.R.O.R.	Black	1mm <sup>2</sup>	3	ø6.7mm	-20°C / +80°C		●	
<b>16</b>	PVC/PVC	 UL style 21179	Black	18 AWG	3	ø5.8mm	-20°C / +105°C	●	●	
<b>18</b>	PVC/PVC	 UL style 21179	Black	18 AWG	4	ø6.5mm	-20°C / +105°C	●	●	














\* = Cables with minimum quantity required.


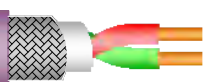
# CABLES LIST






Code	Material	Type of cable	Colour	Section	No.core	Cable ø mm ±0.3	Temperature range °C	M8	M12	M9	M8 	M12 
K	PVC/PVC	CEI2022	Black	0.14mm <sup>2</sup>	3 *	ø2.6mm	-20°C / +80°C	●	●			
					6	ø4.9mm	-20°C / +80°C	●				
					8	ø4.9mm	-20°C / +80°C	●				
					12	ø6.5mm	-20°C / +80°C		●			
A	PVC/PVC	CEI2022	Black	0.25mm <sup>2</sup>	2 *	ø3.5mm	-20°C / +80°C	●	●			
					3	ø 4mm	-20°C / +80°C	●	●			
					4	ø 4.4mm	-20°C / +80°C	●	●			
					5	ø 4.7mm	-20°C / +80°C		●			
					8	ø 6mm	-20°C / +80°C		●			
S	PVC/PVC	 ULstyle21179	Black	AWG24 (0.25mm <sup>2</sup> )	2 *	n.a.	-20°C / +105°C	●	●			
					3	n.a.	-20°C / +105°C	●	●		●	●
					4	ø 4.3mm	-20°C / +105°C	●	●		●	●
					5	ø 5mm	-20°C / +105°C	●	●			
					8	n.a.	-20°C / +105°C	●	●			
B	PVC/PVC	CEI2022	Black	0.34mm <sup>2</sup>	2 *	ø 4.8mm	-20°C / +80°C	●	●			
					3 *	ø 4.8mm	-20°C / +80°C	●	●			
					4	ø 5.2mm	-20°C / +80°C	●	●			
					5 *	ø 5.5mm	-20°C / +80°C		●			
					8	ø 6.5mm	-20°C / +80°C		●			
I	PVC/PVC	 ULstyle 21179	Black	AWG 22 (0.34mm <sup>2</sup> )	2 *	n.a.	-20°C / +105°C	●	●			
					3 *	ø4.8mm	-20°C / +105°C	●	●		●	●
					4 *	ø5.2mm	-20°C / +105°C	●	●		●	●
					5 *	ø5.8mm	-20°C / +105°C		●	●		●
					8 *	ø6.5mm	-20°C / +105°C		●			●
N	PVC/PVC	CEI2022	Grey RAL7032	0.25mm <sup>2</sup>	2	ø3.5mm	-20°C / +80°C	●	●			
					3	ø 4mm	-20°C / +80°C	●	●			
					4	ø 4.4mm	-20°C / +80°C	●	●			
					5 *	ø 4.7mm	-20°C / +80°C		●			
					8 *	ø 6mm	-20°C / +80°C		●			
L	PVC/PVC	CEI2022	Grey RAL7032	0.34mm <sup>2</sup>	2 *	ø 4.8mm	-20°C / +80°C	●	●			
					3	ø 4.8mm	-20°C / +80°C	●	●			
					4	ø 5.2mm	-20°C / +80°C	●	●			
					5	ø 5.5mm	-20°C / +80°C		●			
					8 *	ø 6.5mm	-20°C / +80°C		●			
H	PUR/PUR		Black	0.14mm <sup>2</sup>	3 *	ø2.6mm	-40°C / +80°C	●	●			
					6	ø4.9mm	-40°C / +80°C	●				
					8	ø4.9mm	-40°C / +80°C	●				
					12 *	ø6mm	-40°C / +80°C		●			

Code	Material	Type of cable	Colour	Section	No.core	Cable ø mm ±0.3	Temperature range °C	M8	M12	M9	M8 	M12 	
<b>C</b>	PUR/PUR		Black	0.25mm <sup>2</sup>	2 *	ø 3.5mm	-40°C / +80°C	●	●				
					3 *	ø 4mm	-40°C / +80°C	●	●				
					4 *	ø 4.4mm	-40°C / +80°C	●	●				
					5 *	ø 4.7mm	-40°C / +80°C		●				
					8 *	ø 6mm	-40°C / +80°C		●				
<b>C-K6-IS</b>	PUR/TPO	 ULstyle 21576 	Black	24AWG (0.25mm <sup>2</sup> )	3	ø4.1mm	-40°C / +80°C	●	●		●		
					4	ø4.7mm	-40°C / +80°C	●	●		●		
					5	ø5.1mm	-40°C / +80°C		●				
					8	ø6.3mm	-40°C / +80°C		●			●	
<b>D</b>	PUR/PUR		Black	0.34mm <sup>2</sup>	2 *	ø 4.8mm	-40°C / +80°C		●				
					3 *	ø 4.8mm	-40°C / +80°C	●	●				
					4 *	ø 5.2mm	-40°C / +80°C		●				
					5 *	ø 5.5mm	-40°C / +80°C		●				
					8 *	ø 6.5mm	-40°C / +80°C		●				
<b>D-K6-IS</b>	PUR/TPO	 ULstyle 21576 	Black	AWG 22 (0.34mm <sup>2</sup> )	3	ø4.6mm	-40°C / +80°C	●	●		●		
					4	ø4.8mm	-40°C / +80°C	●	●		●	●	
					5	ø5.3mm	-40°C / +80°C		●			●	
<b>J</b>	PVC/PVC	CEI2022 SHIELDED		Black	0.25mm <sup>2</sup>	2 *	n.a.	-20°C / +80°C	●	●			
						3 *	n.a.	-20°C / +80°C	●	●			
						4 *	ø4.8mm	-20°C / +80°C	●	●			
						5 *	ø5.2mm	-20°C / +80°C		●	●		
						8 *	ø6.5mm	-20°C / +80°C		●			
<b>P</b>	PVC/PVC	 ULstyle 21576 SHIELDED 	Black	AWG 24 (0.25mm <sup>2</sup> )	2 *	n.a.	-20°C / +105°C	●	●				
					3 *	n.a.	-20°C / +105°C	●	●				
					4 *	n.a.	-20°C / +105°C	●	●				
					5 *	n.a.	-20°C / +105°C	●	●				
					8 *	n.a.	-20°C / +105°C		●			●	
<b>F</b>	PVC/PVC	CEI2022 SHIELDED		Black	0.34mm <sup>2</sup>	2 *	n.a.	-20°C / +80°C	●	●			
						3 *	n.a.	-20°C / +80°C	●	●			
						4 *	ø5.5mm	-20°C / +80°C	●	●			
						5 *	ø6mm	-20°C / +80°C		●			
						8 *	n.a.	-20°C / +80°C		●			
<b>3</b>	PVC/PVC	 ULstyle 21576 SHIELDED 	Black	AWG 22 (0.34mm <sup>2</sup> )	2 *	n.a.	-20°C / +105°C	●	●				
					3 *	n.a.	-20°C / +105°C	●	●			●	
					4 *	n.a.	-20°C / +105°C	●	●			●	
					5 *	n.a.	-20°C / +105°C		●			●	
					8 *	n.a.	-20°C / +105°C		●				





# CABLES LIST

Code	Material	Type of cable	Colour	Section	No.core	Cable $\varnothing$ mm $\pm 0.3$	Temperature range °C	M8	M12	M9	M8 	M12 
Q	PVC/PVC	CEI2022 SHIELDED 	Grey RAL7032	0.25mm <sup>2</sup>	2 *	n.a.	-20°C / +80°C	●	●			
					3 *	n.a.	-20°C / +80°C	●	●			
					4	ø4.8mm	-20°C / +80°C	●	●			
					5 *	ø5.2mm	-20°C / +80°C		●	●		
					8 *	n.a.	-20°C / +80°C		●			
R	PVC/PVC	CEI2022 SHIELDED 	Grey RAL7032	0.34mm <sup>2</sup>	2 *	n.a.	-20°C / +80°C	●	●			
					3 *	n.a.	-20°C / +80°C	●	●			
					4 *	ø5.5mm	-20°C / +80°C	●	●			
					5 *	ø6mm	-20°C / +80°C		●	●		
					8 *	n.a.	-20°C / +80°C		●			
U	PUR/PUR	SHIELDED 	Black	0.25mm <sup>2</sup>	2 *	n.a.	-40°C / +80°C	●	●			
					3 *	ø4.4mm	-40°C / +80°C	●	●			
					4	ø4.8mm	-40°C / +80°C	●	●			
					5 *	ø5.2mm	-40°C / +80°C		●	●		
					8	n.a.	-40°C / +80°C		●			
48-K6	PUR/TPO	 ULstyle 21576 SHIELDED  	Black	AWG 24 (0.25mm <sup>2</sup> )	8	ø7mm	-40°C / +80°C		●			●
G	PUR/PUR	SHIELDED 	Black	0.34mm <sup>2</sup>	2 *	n.a.	-40°C / +80°C	●	●			
					3 *	ø4.8mm	-40°C / +80°C	●	●			
					4 *	ø5.5mm	-40°C / +80°C	●	●			
					5 *	ø6mm	-40°C / +80°C		●	●		
					8 *	n.a.	-40°C / +80°C		●			
G-K6-IS	PUR/TPO	 ULstyle 21576 SHIELDED  	Black	AWG 22 (0.34mm <sup>2</sup> )	5	ø5.4mm	-40°C / +80°C		●	●		●

**"PROFIBUS" CE ([1x2x0,25]) mm<sup>2</sup> IEC 60332-1  ([1x2x24]) AWG**  **PROFI BUS**

Code	Material	Type of cable	Colour	Section	No.core	Cable $\varnothing$ mm $\pm 0.3$	Temperature range °C	M8	M12	M9	M8 	M12 
T-4-K6-IS	PUR / Polyolefin	 ULstyle 444 SHIELDED  	Violet RAL4001 Desina	AWG 24 (0.25mm <sup>2</sup> )	1 x 2	ø8.2mm	-30°C / +70°C		●			●

** AWM STYLE 2464 80°C 300V - AWM I/II A/B 80°C 300V FT1 - CONTROL DATABUST - Devicenet - O.R. FEST [(2xAWG24)H(2xAWG22)H]H2 - CE**  **Devicenet**

Code	Material	Type of cable	Colour	Section	No.core	Cable $\varnothing$ mm $\pm 0.3$	Temperature range °C	M8	M12	M9	M8 	M12 
21-4	PVC / Polyolefin	 ULstyle 2464 SHIELDED DEVICENET 	Violet RAL4001 Desina	AWG 24 AWG 22	1x 2+1 x 2	ø7mm	-30°C / +80°C		●			●



## PROFINET

Code	Material	Type of cable	Colour	Section	No.core	Cable $\varnothing$ mm $\pm 0.3$	Temperature range °C	M8	M12	M9	M8	M12
40-4-K6	PUR / Polyolefin	ULstyle 21576 SHIELDED PROFINET	Green RAL6018	AWG 22 (0.34mm <sup>2</sup> )	4	$\varnothing 6.7$ mm	-30°C / +80°C		●			



## ETHERNET

Code	Material	Type of cable	Colour	Section	No.core	Cable $\varnothing$ mm $\pm 0.3$	Temperature range °C	M8	M12	M9	M8	M12
71-8-K6	PUR / Polyolefin	ULstyle 20236 SHIELDED ETHERNET CAT.5E	Green RAL6016	AWG 26 (0.14mm <sup>2</sup> )	4 x 2	$\varnothing 7.2$ mm	-30°C / +70°C		●			



## ETHERNET

Code	Material	Type of cable	Colour	Section	No.core	Cable $\varnothing$ mm $\pm 0.3$	Temperature range °C	M8	M12	M9	M8	M12
66-4-K6	PUR / Polyolefin	ULstyle 21576 SHIELDED ETHERNET	Green RAL6016	AWG 24 (0.25mm <sup>2</sup> )	2+2	$\varnothing 6$ mm	-30°C / +80°C		●			

### • CABLE OF M12 POWER CONNECTORS K-CODED / S-CODED :







Code	Material	Type of cable	Colour	Section	No.core	Cable $\varnothing$ mm $\pm 0.3$	Temperature range °C	M12 K-code	M12 L-code	M12 S-code	M12 S-code
81-4-K6	PUR / Polyolefin	ULstyle 20234 SHIELDED	Orange RAL2003 Desina	AWG 16 (1.5mm <sup>2</sup> )	4 *	$\varnothing 8.6$ mm	-30°C / +80°C	●		●	●





46	PVC/PVC	CEI2022	Black	1.50mm <sup>2</sup>	4 *	$\varnothing 10$ mm	-20°C / +80°C	●		●	
					5 *	$\varnothing 10$ mm	-20°C / +80°C	●		●	
70-5	PVC/PVC	CEI2022	Black	1.50mm <sup>2</sup>	5 *	$\varnothing 10.40$ mm	-20°C / +80°C		●		
35	PVC/PVC	CEI2022	Black	1.50mm <sup>2</sup>	4 *	$\varnothing 10$ mm	-20°C / +80°C	●		●	
					5 *	$\varnothing 10.40$ mm	-20°C / +80°C	●		●	
73-5	PVC/PVC	CEI2022	Black	1.50mm <sup>2</sup>	5 *	$\varnothing 10.40$ mm	-20°C / +80°C		●		
53	PUR/PUR		Black	1.50mm <sup>2</sup>	4 *	$\varnothing 10$ mm	-40°C / +80°C	●		●	
					5 *	$\varnothing 10$ mm	-40°C / +80°C	●		●	
54	PUR/PUR	SHIELDED	Black	1.50mm <sup>2</sup>	4 *	$\varnothing 10$ mm	-40°C / +80°C	●		●	
					5 *	$\varnothing 10.40$ mm	-40°C / +80°C	●		●	

## CABLES LIST

### • CABLE OF M8 DISTRIBUTION BOXES :

Code	Material	Type of cable	Colour	Section	No.core	Cable $\varnothing$ mm $\pm 0.3$	Temperature range °C	BOX SINGLE SIGNAL				
								4 POS.	6 POS.	8 POS.	10 POS.	12 POS.
V-2+8	PVC /PVC	CEI2022II O.R.	Black	2x0.50mm <sup>2</sup> 8x0.25mm <sup>2</sup>	2+8	$\varnothing 9$ mm	-20°C / +80°C	●	●	●		
V-2+12	PVC /PVC	CEI2022II O.R.	Black	2x0.50mm <sup>2</sup> 12x0.25mm <sup>2</sup>	2+12	$\varnothing 10$ mm	-20°C / +80°C				●	●
D-2+6-K6	PUR /PUR	 ULstyle 21576 	Black	2x20AWG 6x22AWG	2+6	$\varnothing 7,5$ mm	-40°C / +80°C	●	●			
D-2+10-K6	PUR /PUR	 ULstyle 21576 	Black	2x20AWG 10x22AWG	2+10	$\varnothing 8,5$ mm	-40°C / +80°C			●	●	
P-2+8	PUR /PUR		Black	2x0.50mm <sup>2</sup> 8x0.25mm <sup>2</sup>	2+8	$\varnothing 9$ mm	-40°C / +80°C	●	●	●		
P-2+12	PUR /PUR		Black	2x0.50mm <sup>2</sup> 12x0.25mm <sup>2</sup>	2+12	$\varnothing 10$ mm	-40°C / +80°C				●	●

### • CABLE OF M12 DISTRIBUTION BOXES :

Code	Material	Type of cable	Colour	Section	No.core	Cable $\varnothing$ mm $\pm 0.3$	Temperature range °C	BOX SINGLE SIGNAL			BOX DOUBLE SIGNAL		
								4 POS.	6 POS.	8 POS.	4 POS.	6 POS.	8 POS.
V-3+8	PVC /PVC	CEI2022II O.R.	Black	3G0.75mm <sup>2</sup> 8x0.34mm <sup>2</sup>	3+8	$\varnothing 8.80$ mm	-20°C / +80°C	●	●	●	●		
V-3+16	PVC /PVC	CEI2022II O.R.	Black	3G0.75mm <sup>2</sup> 16x0.34mm <sup>2</sup>	3+16	$\varnothing 10.60$ mm	-20°C / +80°C					●	●
P-3+8-K6-IS	PUR /TPO	 ULstyle 20549 	Black	3G18AWG 8x22AWG	3+8	$\varnothing 8.80$ mm	-40°C / +80°C	●	●	●	●		
P-3+16-K6-IS	PUR /TPO	 ULstyle 20549 	Black	3G18AWG 8x22AWG	3+16	$\varnothing 10.60$ mm	-40°C / +80°C					●	●

\* = Cables with minimum quantity required.



**300 ROUNDHILL DRIVE  
ROCKAWAY, NJ 07866  
TEL: 973-586-2500  
WWW.NORSTAT.COM**